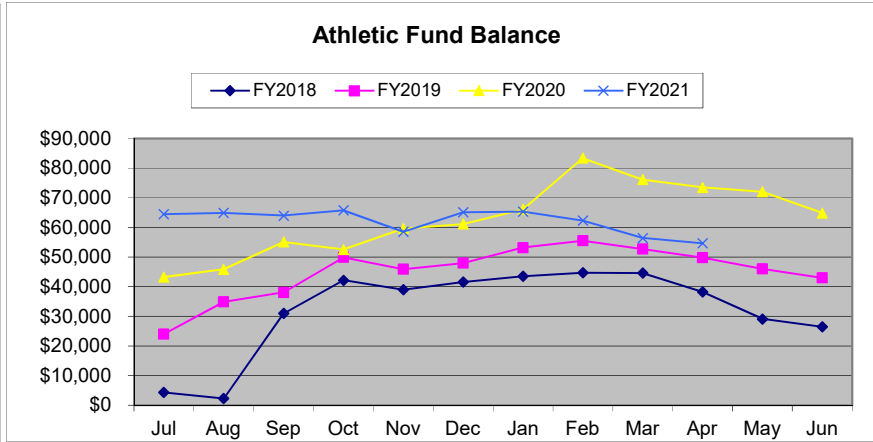
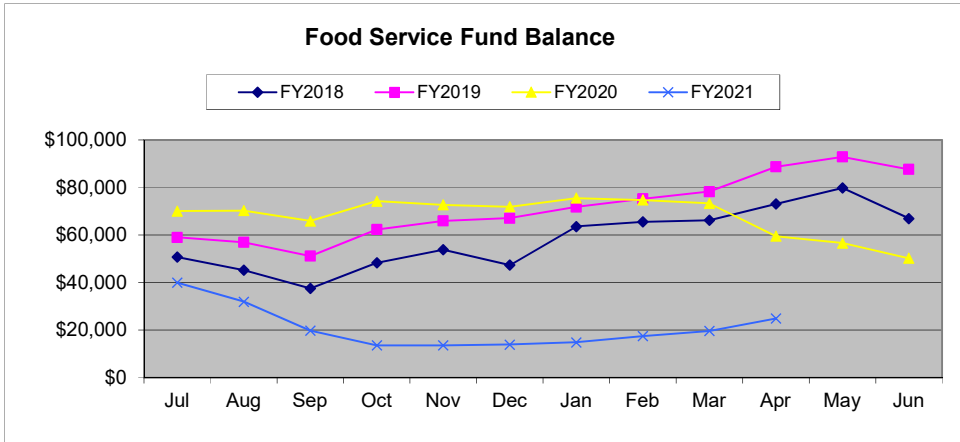


Lucas Local Schools
Monthly Finance Report
For the period ending: APRIL 30, 2021



Permanent Improvement Fund Balance: \$ 1,032,064.64

Expenditures Current Month:
Garmann-Miller & Assoc. \$ 870.00

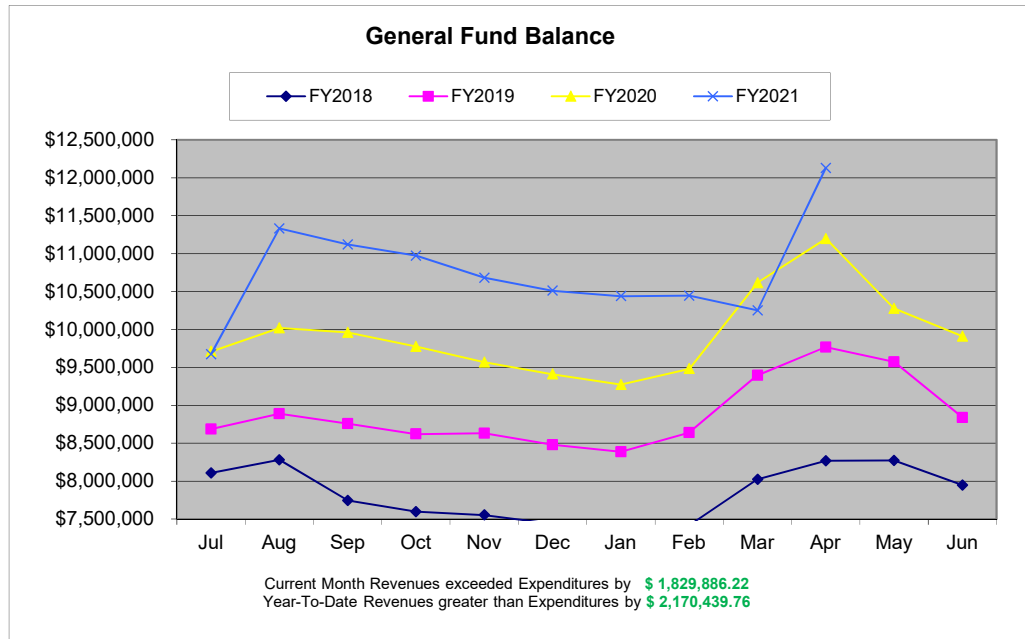
Total \$ 870.00

Open Purchase Orders:

5210235 - Garmann-Miller & Assoc. \$ 21,735.00

Total \$ 21,735.00

Amount Available for Projects: \$ 1,010,329.64



General Fund Information:

Last Year ending cash balance June 30, 2020:	\$ 9,946,013	Actual (updated 6/30/2020)
Forecasted Ending cash balance June 30, 2021:	\$10,071,482	updated 11/03/2020
Forecasted Ending cash balance June 30, 2022:	\$10,361,164	updated 11/03/2020
Forecasted Ending cash balance June 30, 2023:	\$10,305,096	updated 11/03/2020
Forecasted Ending cash balance June 30, 2024:	\$ 9,680,040	updated 11/03/2020
Forecasted Ending cash balance June 30, 2025:	\$ 9,044,169	updated 11/03/2020

Gross Depository Balances:

Richland Bank General	\$148,000.00
Richland Bank Sweep	\$113,758.31
Richland Bank Payment	\$1,000.00
Richland Bank MM Savings	\$734,786.53
Star Ohio	\$8,555,120.83
Richland Bank Athletic	\$973.00

Total Depository Balances (Gross) \$9,553,638.67

Adjustments to Bank Balance:

Cash in Transit to Bank	\$0.00
Outstanding Checks	(\$60,446.14)
Adjustments:	
Athletic Checking	(\$973.00)

Total Adjustments to Bank Balance (\$61,419.14)

Investments:

Treasury Bonds and Notes	\$0.00
Certificate of Deposits	\$0.00
Other Securities	\$0.00
Other Investments:	
Richland Bank Investments (Cost Basis)	\$3,973,819.74

Total Investments \$3,973,819.74

Cash on Hand:

Petty Cash:	
Board Office Petty Cash	\$50.00
Change Funds - Buildings/Cafeteria	\$300.00
Change Funds - Athletic	\$1,500.00
Change Cash:	
Cash with Fiscal Agent	\$0.00

Total Cash on Hand \$1,850.00

Total Balances \$13,467,889.27

Total Fund Balance \$13,467,889.27

Depository Clearance Accounts:

Total Clearance Account Balances \$0.00

Treasurer

LUCAS LOCAL SCHOOL DISTRICT

Cash Summary Report

FUND/SCC	Description	Initial Cash	MTD Received	FYTD Received	MTD Expended	FYTD Expended	Fund Balance	Encumbrance	Unencumbered Balance
001-0000	GENERAL FUND	\$ 9,899,383.34	\$ 2,485,203.70	\$ 7,477,385.61	\$ 655,988.53	\$ 5,314,779.11	\$ 12,061,989.84	\$ 789,036.93	\$ 11,272,952.91
001-9003	ECONOMIC DISADVANTAGED	0.00	1,598.04	15,980.27	926.99	4,246.20	11,734.07	0.00	11,734.07
001-9300	CASINO REVENUES SET ASIDE	9,629.84	0.00	22,158.02	0.00	26,058.83	5,729.03	2,417.36	3,311.67
003-9096	PERMANENT IMPROVEMENT	1,257,592.35	0.00	71,068.04	870.00	296,595.75	1,032,064.64	21,735.00	1,010,329.64
006-0000	FOOD SERVICES FUND	50,219.61	25,568.81	122,548.14	22,212.03	149,760.91	23,006.84	102,759.13	(79,752.29)
007-9001	SPECIAL TRUST - ELEM FACULTY	792.93	0.05	1.02	0.00	0.00	793.95	0.00	793.95
007-9003	SPECIAL TRUST - M.S. & H.S. FACULTY	156.79	0.01	0.21	0.00	0.00	157.00	0.00	157.00
007-9004	Cathy Gilbert Memorial	1,881.55	0.13	2.41	0.00	0.00	1,883.96	0.00	1,883.96
007-9011	MICHAEL C. FANELLO MEMORIAL SCHOLARSHIP	20,857.01	1.36	26.61	0.00	500.00	20,383.62	1,000.00	19,383.62
008-9095	ENDOWMENT FUND	10,273.40	0.65	13.04	0.00	500.00	9,786.44	0.00	9,786.44
008-9096	Scholarship fund Shelby Cooper	0.00	0.00	1,500.00	0.00	1,500.00	0.00	0.00	0.00
008-9099	ENDOWMENT-CHRISTINE WYKA SCHOLARSHIP	22,853.14	1.53	29.36	0.00	0.00	22,882.50	500.00	22,382.50
008-9100	LSSF SCHOLARSHIP FUND	2,501.15	0.00	1.28	0.00	2,502.43	0.00	0.00	0.00
018-9001	PUBLIC SCHOOL SUPPORT FUND - ELEMENTARY	8,588.94	480.08	998.12	0.00	1,333.60	8,253.46	1,539.21	6,714.25
018-9002	PUBLIC SCHOOL SUPPORT FUND - MIDDLE SCHOOL	1,884.50	0.00	0.00	0.00	66.80	1,817.70	529.20	1,288.50
018-9003	PUBLIC SCHOOL SUPPORT FUND - HIGH SCHOOL	1,451.87	476.78	2,300.15	0.00	287.20	3,464.82	1,357.00	2,107.82
018-9004	SUPT/TREAS FLOWER/FUNDRSR	64.83	0.00	20.00	0.00	63.95	20.88	86.05	(65.17)
019-9105	PARK NATIONAL BANK TEACHER GRANT M. WARNER	250.00	0.00	0.00	0.00	0.00	250.00	0.00	250.00
019-9501	Academic Booster's Mini Grant	1,057.74	0.00	0.00	0.00	0.00	1,057.74	0.00	1,057.74
019-9700	LUCAS LOCAL SCHOOL SUSTAINING FUND	7,763.89	0.00	55,826.87	1,359.00	57,492.07	6,098.69	250.00	5,848.69
020-0000	FARM	2,248.16	0.00	0.00	0.00	0.00	2,248.16	0.00	2,248.16
200-9001	DRAMA CLUB-ELEMENTARY	86.56	0.00	0.00	0.00	0.00	86.56	0.00	86.56
200-9002	DRAMA CLUB-MIDDLE SCHOOL	665.08	0.00	0.00	0.00	0.00	665.08	0.00	665.08
200-9015	CLASS OF 2015	1,070.40	0.00	0.00	0.00	0.00	1,070.40	1,070.40	0.00
200-9016	CLASS OF 2016	1,679.92	0.00	0.00	0.00	0.00	1,679.92	0.00	1,679.92
200-9017	CLASS OF 2017	887.97	0.00	0.00	0.00	0.00	887.97	0.00	887.97
200-9018	CLASS OF 2018	1,112.23	0.00	0.00	0.00	0.00	1,112.23	0.00	1,112.23
200-9019	CLASS OF 2019	869.73	0.00	0.00	0.00	0.00	869.73	0.00	869.73
200-9020	CLASS OF 2020	(73.28)	0.00	73.28	0.00	0.00	0.00	0.00	0.00
200-9021	CLASS OF 2021	2,915.72	64.00	762.00	28.50	28.50	3,649.22	1,250.00	2,399.22
200-9022	CLASS OF 2022	1,542.00	2,190.00	2,830.00	2,457.00	2,457.00	1,915.00	2,075.00	(160.00)
200-9023	CLASS OF 2023	1,075.00	550.00	1,250.00	0.00	0.00	2,325.00	0.00	2,325.00
200-9024	CLASS OF 2024	0.00	20.00	560.00	0.00	0.00	560.00	0.00	560.00
200-9125	FRENCH CLUB	1,151.71	0.00	0.00	0.00	0.00	1,151.71	0.00	1,151.71
200-9128	SPANISH CLUB	713.25	0.00	0.00	0.00	0.00	713.25	0.00	713.25

LUCAS LOCAL SCHOOL DISTRICT

Cash Summary Report

FUND/SCC	Description	Initial Cash	MTD Received	FYTD Received	MTD Expended	FYTD Expended	Fund Balance	Encumbrance	Unencumbered Balance
200-9144	DESTINATION IMAGINATION	\$ 64.16	\$ 0.00	\$ 0.00	\$ 0.00	\$ 0.00	\$ 64.16	\$ 0.00	\$ 64.16
200-9330	F F A	8,468.88	0.00	3,684.15	0.00	1,723.00	10,430.03	494.50	9,935.53
200-9440	MUSIC ACTIVITIES	9,001.77	0.00	755.87	0.00	0.00	9,757.64	2,500.00	7,257.64
200-9470	CHOIR	0.00	0.00	300.00	0.00	0.00	300.00	0.00	300.00
200-9611	ELEM STUDENT COUNCIL	1,827.72	0.00	226.69	0.00	0.00	2,054.41	38.90	2,015.51
200-9612	MIDDLE SCHOOL STUDENT COUNCIL	2,414.76	0.00	238.05	0.00	0.00	2,652.81	575.00	2,077.81
200-9613	HS STUDENT COUNCIL	3,939.82	0.00	0.00	0.00	79.99	3,859.83	1,215.42	2,644.41
200-9680	YEARBOOK	10,780.22	10.00	820.00	0.00	2,956.08	8,644.14	4,581.00	4,063.14
200-9690	NEWSPAPER	621.59	0.00	0.00	0.00	0.00	621.59	0.00	621.59
200-9710	LUCAS ACADEMIC HONOR SOCIETY	1,080.11	0.00	0.00	0.00	705.95	374.16	0.00	374.16
200-9810	LUCAS SCHOOLS PEP CLUB	632.60	0.00	0.00	0.00	0.00	632.60	0.00	632.60
300-9001	ELEM/MS LIBRARY	4,091.88	5.00	1,469.31	0.00	114.30	5,446.89	8,500.00	(3,053.11)
300-9003	HS LIBRARY	945.07	0.00	0.00	0.00	0.00	945.07	0.00	945.07
300-9500	ATHLETIC	64,831.86	366.87	33,798.31	2,096.00	43,955.95	54,674.22	49,128.87	5,545.35
300-9510	ATHLETICS - HS FOOTBALL	1,922.45	0.00	1,704.00	0.00	3,072.95	553.50	0.00	553.50
300-9511	ATHLETICS - MS FOOTBALL	87.67	0.00	0.00	0.00	0.00	87.67	0.00	87.67
300-9520	ATHLETICS - BOYS HS BASKETBALL	1,081.49	0.00	0.00	0.00	324.00	757.49	0.00	757.49
300-9521	ATHLETICS - BOYS MS BASKETBALL	98.61	0.00	0.00	0.00	0.00	98.61	0.00	98.61
300-9525	ATHLETICS - GIRLS HS BASKETBALL	70.80	0.00	0.00	0.00	460.50	(389.70)	0.00	(389.70)
300-9526	ATHLETICS - GIRLS MS BASKETBALL	52.44	0.00	0.00	0.00	0.00	52.44	0.00	52.44
300-9528	ATHLETICS - WRESTLING	3,980.11	0.00	0.00	0.00	0.00	3,980.11	80.00	3,900.11
300-9530	ATHLETICS - BASEBALL	1,499.63	0.00	0.00	0.00	0.00	1,499.63	720.00	779.63
300-9540	ATHLETICS - SOFTBALL	2,884.27	0.00	0.00	0.00	0.00	2,884.27	0.00	2,884.27
300-9550	ATHLETICS - HS VOLLEYBALL	1,599.97	0.00	910.00	0.00	1,179.00	1,330.97	0.00	1,330.97
300-9551	ATHLETICS - MS VOLLEYBALL	0.00	0.00	0.00	0.00	0.00	0.00	0.00	0.00
300-9553	ATHLETICS - HS CHEERLEADING	(26.19)	0.00	26.19	0.00	0.00	0.00	0.00	0.00
300-9554	ATHLETICS - MS CHEERLEADING	133.99	0.00	0.00	0.00	26.19	107.80	0.00	107.80
300-9560	ATHLETICS - HS CROSS COUNTRY	743.34	0.00	446.00	0.00	446.00	743.34	504.00	239.34
300-9561	ATHLETICS - MS CROSS COUNTRY	220.11	0.00	0.00	0.00	0.00	220.11	0.00	220.11
300-9570	ATHLETICS - HS TRACK & FIELD	2,157.99	105.00	105.00	0.00	0.00	2,262.99	0.00	2,262.99
300-9571	ATHLETICS - MS TRACK & FIELD	0.00	0.00	0.00	0.00	0.00	0.00	0.00	0.00
451-9021	eTech Ohio Connectivity Subsidy	0.00	0.00	5,400.00	0.00	5,400.00	0.00	0.00	0.00
467-9020	Student Wellness and Success Fund FY20	70,094.87	0.00	0.00	0.00	26,424.24	43,670.63	43,670.63	0.00
467-9021	Student Wellness and Success	0.00	0.00	107,632.80	0.00	0.00	107,632.80	17,147.18	90,485.62

LUCAS LOCAL SCHOOL DISTRICT

Cash Summary Report

FUND/SCC	Description	Initial Cash	MTD Received	FYTD Received	MTD Expended	FYTD Expended	Fund Balance	Encumbrance	Unencumbered Balance
	Fund FY21								
499-9020	SCHOOL SAFETY GRANT	\$ 308.05	\$ 0.00	\$ 0.00	\$ 0.00	\$ 308.05	\$ 0.00	\$ 0.00	\$ 0.00
499-9021	SCHOOL SAFETY GRANT	0.00	2,500.00	2,500.00	444.61	444.61	2,055.39	0.00	2,055.39
499-9121	School Bus Purchase Program	36,088.13	0.00	36,088.13	0.00	72,176.26	0.00	0.00	0.00
507-9021	ESSER (Elem & Sec School Emergency Relief)	0.00	14,829.48	54,603.61	0.00	54,603.61	0.00	0.00	0.00
508-9021	GEER (Governor's Emergency Education Relief)	0.00	0.00	0.00	0.00	0.00	0.00	0.00	0.00
510-9021	CRF (Coronavirus Relief Fund)	0.00	0.00	25,141.74	0.00	25,141.74	0.00	0.00	0.00
510-9121	BroadBand Ohio Connectivity Grant	0.00	0.00	10,000.00	10,799.82	20,799.82	(10,799.82)	0.00	(10,799.82)
510-9221	CRF Rich Cty Commisioners	0.00	0.00	2,080.00	493.70	2,080.00	0.00	0.00	0.00
516-9020	IDEA FY-2020	0.00	0.00	4,872.98	0.00	4,872.98	0.00	0.00	0.00
516-9021	IDEA FY-2021	0.00	9,644.02	89,646.43	9,856.09	99,502.52	(9,856.09)	20,000.00	(29,856.09)
572-9021	TITLE I FY-2021	0.00	7,034.16	53,783.62	9,769.83	63,553.45	(9,769.83)	1,063.83	(10,833.66)
587-9021	ECSE FY-2021	0.00	0.00	0.00	0.00	0.00	0.00	1,475.63	(1,475.63)
590-9021	TITLE II-A FY-2021	0.00	0.00	13,530.55	0.00	13,530.55	0.00	0.00	0.00
599-9021	TITLE IV-A Student Sprt & Acad Enrichment	0.00	0.00	0.00	0.00	0.00	0.00	10,257.95	(10,257.95)
599-9917	REAP 7/1/2020-09/30/2021	0.00	0.00	0.00	0.00	0.00	0.00	0.00	0.00
599-9920	EPA Clean Diesel Rebate Program CFDA 66.039	20,000.00	0.00	0.00	0.00	20,000.00	0.00	0.00	0.00
Grand Total		11,564,845.50	\$ 2,550,649.67	\$ 8,225,097.86	\$ 717,302.10	\$ 6,322,054.09	\$ 13,467,889.27	\$ 1,087,558.19	\$ 12,380,331.08

Lucas Local School District Investment Report

Invest #	Issue Date	Maturity Date	Description	Interest Rate	Invested Amount
1080	6/1/2016	5/11/2021	Capital One Bank CD 140420ZC7	1.600%	\$ 200,672.00
1081	6/15/2016	6/15/2021	Celtic Bank CD 15118RLA3	1.500%	\$ 200,000.00
1106	1/15/2019	7/19/2021	TIAA Federal Savings Bank CD 87270LBQ5	2.750%	\$ 200,000.00
1104	7/21/2017	7/26/2021	Barclays Bank CD 06740KKQ9	2.050%	\$ 50,000.00
1204	8/1/2019	8/2/2021	Three Rivers Federal CU 88563LAH0	2.100%	\$ 235,000.00
1205	8/7/2019	8/9/2021	Capital One NA 14042RMR9	2.100%	\$ 235,000.00
1206	8/8/2019	8/9/2021	Morgan Stanley Pvt Bank 61760AS83	2.100%	\$ 235,000.00
1207	8/23/2019	8/23/2021	CIT Bank NA 12556LAY2	1.900%	\$ 235,000.00
1102	9/15/2016	9/24/2021	Comenity Capital Bank CD 20033ASE7	1.700%	\$ 200,000.00
1209	10/29/2019	11/8/2021	Raymond James Bank 75472RAG6	1.700%	\$ 200,000.00
1110	3/21/2019	3/21/2022	Ally Bank CD 02007GJD6	2.700%	\$ 235,000.00
1087	8/16/2014	8/23/2022	Sallie Mae Bank/SAL 795450D36	2.335%	\$ 250,000.00
1090	8/31/2017	8/28/2022	Bridgewater Bank Bloom MN 108622FX4	1.900%	\$ 250,000.00
1091	9/1/2017	9/1/2022	Discover Bank CD 254673BE5	2.300%	\$ 250,000.00
1208	9/20/2019	9/20/2022	BMW Bank North America 05580ASH8	1.850%	\$ 235,000.00
1093	10/13/2017	10/13/2022	Synchrony Bank CD 87165ENW3	2.350%	\$ 50,000.00
1094	12/5/2017	12/5/2022	American Express Centurion CD 02587D2Q0	2.500%	\$ 200,000.00
1095	12/15/2017	12/15/2022	First NE Bank Nebraska CD 33583FAC6	2.250%	\$ 200,000.00
1096	1/10/2018	1/10/2023	Wells Fargo CD 979763MM5	2.600%	\$ 50,000.00
1097	2/28/2018	2/28/2023	Ohio Valley Bank CD 677721CS9	2.600%	\$ 25,000.00
1098	3/6/2018	3/6/2023	State Bank of Indiana 856285JS1	3.000%	\$ 225,000.00
Total Investments at Maturity:					\$ 3,960,672.00

Start Date: 04/01/2021

End Date: 04/30/2021

LUCAS LOCAL SCHOOL DISTRICT MONTHLY CHECK REGISTER

Check Number	Type	Date	Name	Vendor #	Status	Reconcile Date	Void Date	Amount
0	PAYROLL	4/2/2021	LUCAS LOCAL SCHOOL DISTRICT		RECONCILED	4/2/2021		\$ 145,618.10
0	PAYROLL	4/16/2021	LUCAS LOCAL SCHOOL DISTRICT		RECONCILED	4/16/2021		133,840.73
0	PAYROLL	4/30/2021	LUCAS LOCAL SCHOOL DISTRICT		RECONCILED	4/30/2021		140,347.42
0	ACCOUNTS_PAYABLE	4/5/2021	CENTURYLINK	131227	RECONCILED	4/30/2021		57.14
0	ACCOUNTS_PAYABLE	4/5/2021	DIRECT ENERGY BUSINESS	931258	RECONCILED	4/30/2021		2,356.45
0	ACCOUNTS_PAYABLE	4/5/2021	FIRELANDS ELECTRIC COOP	988500	RECONCILED	4/30/2021		458.08
0	ACCOUNTS_PAYABLE	4/30/2021	HILLYARD OHIO	232220	RECONCILED	4/30/2021		656.02
0	ACCOUNTS_PAYABLE	4/30/2021	OHIO.NET INTERNET PROVIDERS	931559	RECONCILED	4/30/2021		218.73
0	ACCOUNTS_PAYABLE	4/30/2021	PITNEY BOWES	997301	RECONCILED	4/30/2021		450.15
0	ACCOUNTS_PAYABLE	4/30/2021	RICHLAND BANK	900300	RECONCILED	4/30/2021		1,000.00
0	ACCOUNTS_PAYABLE	4/30/2021	RICHLAND BANK	900300	RECONCILED	4/30/2021		5,848.07
0	ACCOUNTS_PAYABLE	4/30/2021	SCHOOL EMPLOYEES RETIREMENT	902003	RECONCILED	4/30/2021		16,882.98
0	ACCOUNTS_PAYABLE	4/30/2021	SPECTRUM COMMUNICATIONS	902009	RECONCILED	4/30/2021		279.23
0	ACCOUNTS_PAYABLE	4/30/2021	STATE TEACHERS RETIREMENT SYST	902002	RECONCILED	4/30/2021		34,236.08
0	ACCOUNTS_PAYABLE	4/30/2021	VERIZON WIRELESS	131759	RECONCILED	4/30/2021		11,335.74
21469	ACCOUNTS_PAYABLE	4/5/2021	AGLAND CO-OP INC.	396983	RECONCILED	4/9/2021		4,773.93
21470	ACCOUNTS_PAYABLE	4/5/2021	CARDINAL BUS SALES	396769	RECONCILED	4/9/2021		180.04
21471	ACCOUNTS_PAYABLE	4/5/2021	MARIE DAVIS	66026	OUTSTANDING			20.00
21472	ACCOUNTS_PAYABLE	4/5/2021	KIMBALL MIDWEST	397105	RECONCILED	4/9/2021		45.30
21473	ACCOUNTS_PAYABLE	4/5/2021	METCALF, JAMES	131606	RECONCILED	4/15/2021		189.28
21474	ACCOUNTS_PAYABLE	4/5/2021	NORTH COAST SHOWTIME, LLC	205401	RECONCILED	4/21/2021		175.00
21475	ACCOUNTS_PAYABLE	4/5/2021	NORWALK BOOSTERS	396199	OUTSTANDING			125.00
21476	ACCOUNTS_PAYABLE	4/5/2021	T A C	266500	RECONCILED	4/12/2021		51.65
21477	ACCOUNTS_PAYABLE	4/5/2021	US Bank One Card	131127	RECONCILED	4/13/2021		2,091.20
21478	ACCOUNTS_PAYABLE	4/5/2021	VILLAGE OF LUCAS	276380	RECONCILED	4/12/2021		7,136.12
21479	ACCOUNTS_PAYABLE	4/5/2021	ZEP MANUFACTURING CO	299325	RECONCILED	4/13/2021		381.54
21480	ACCOUNTS_PAYABLE	4/15/2021	AG-PRO OHIO LLC	241600	RECONCILED	4/22/2021		83.82
21481	ACCOUNTS_PAYABLE	4/15/2021	ALFRED NICKLES BAKERY	204500	RECONCILED	4/21/2021		197.40
21482	ACCOUNTS_PAYABLE	4/15/2021	BUCKEYE PHOTOBOOTH	131345	RECONCILED	4/30/2021		250.00
21483	ACCOUNTS_PAYABLE	4/15/2021	COLUMBIA GAS	55990	RECONCILED	4/27/2021		1,151.54
21484	ACCOUNTS_PAYABLE	4/15/2021	EJ THERAPY INC	396559	RECONCILED	4/22/2021		7,297.50
21485	ACCOUNTS_PAYABLE	4/15/2021	FREDERICKTOWN H. S.	92435	RECONCILED	4/20/2021		75.00
21486	ACCOUNTS_PAYABLE	4/15/2021	GALION COMMUNITY HOSP	131443	RECONCILED	4/21/2021		62.00
21487	ACCOUNTS_PAYABLE	4/15/2021	GARMANN-MILLER & ASSOC.	131538	RECONCILED	4/21/2021		870.00
21488	ACCOUNTS_PAYABLE	4/15/2021	GORDON FOOD SERVICE	105225	RECONCILED	4/21/2021		7,678.53
21489	ACCOUNTS_PAYABLE	4/15/2021	GRAINGER INC	105375	RECONCILED	4/21/2021		142.50
21490	ACCOUNTS_PAYABLE	4/15/2021	KIMBALL MIDWEST	397105	RECONCILED	4/20/2021		92.34
21491	ACCOUNTS_PAYABLE	4/15/2021	COMDOC, INC.	178795	RECONCILED	4/20/2021		630.64
21492	ACCOUNTS_PAYABLE	4/15/2021	MID OHIO EDUCATIONAL SERV CTR	227880	RECONCILED	4/19/2021		19.93

Start Date: 04/01/2021

End Date: 04/30/2021

LUCAS LOCAL SCHOOL DISTRICT
MONTHLY CHECK REGISTER

Check Number	Type	Date	Name	Vendor #	Status	Reconcile Date	Void Date	Amount
21493	ACCOUNTS_PAYABLE	4/15/2021	OHIO STATE UNIVERSITY	207975	RECONCILED	4/23/2021		\$ 47.24
21494	ACCOUNTS_PAYABLE	4/15/2021	PETERS, KALIAL & MARKAKIS	183088	RECONCILED	4/20/2021		420.00
21495	ACCOUNTS_PAYABLE	4/15/2021	PRO-TURF, INC.	217965	RECONCILED	4/23/2021		1,440.00
21496	ACCOUNTS_PAYABLE	4/15/2021	RIGHTWAY FOOD SERVICE	397070	RECONCILED	4/23/2021		1,027.37
21497	ACCOUNTS_PAYABLE	4/15/2021	RUMPKE OF OHIO, INC.	131247	RECONCILED	4/22/2021		1,289.85
21498	ACCOUNTS_PAYABLE	4/15/2021	School Health Corporation	396875	RECONCILED	4/21/2021		444.61
21499	ACCOUNTS_PAYABLE	4/15/2021	Sedgwick	397173	RECONCILED	4/19/2021		675.00
21500	ACCOUNTS_PAYABLE	4/15/2021	SMITHFOODS INC	252305	RECONCILED	4/21/2021		1,437.02
21501	ACCOUNTS_PAYABLE	4/15/2021	SNAGA DJ LLC	252597	RECONCILED	4/30/2021		375.00
21502	ACCOUNTS_PAYABLE	4/26/2021	ADVANCE AUTO PARTS	45800	OUTSTANDING			76.18
21503	ACCOUNTS_PAYABLE	4/26/2021	AGLAND CO-OP INC.	396983	RECONCILED	4/30/2021		3,281.39
21504	ACCOUNTS_PAYABLE	4/26/2021	ASSETGENIE, INC	8852	RECONCILED	4/30/2021		139.90
21505	ACCOUNTS_PAYABLE	4/26/2021	MARIE DAVIS	66026	OUTSTANDING			20.00
21506	ACCOUNTS_PAYABLE	4/26/2021	DOLCE'S TREE SEVICE	396495	OUTSTANDING			304.00
21507	ACCOUNTS_PAYABLE	4/26/2021	Data Recognition Corporation	397195	OUTSTANDING			199.04
21508	ACCOUNTS_PAYABLE	4/26/2021	ELZY MILLING & TRADE LTD	232325	RECONCILED	4/30/2021		234.40
21509	ACCOUNTS_PAYABLE	4/26/2021	FERGY'S ON MAIN	131493	OUTSTANDING			1,232.00
21510	ACCOUNTS_PAYABLE	4/26/2021	IDENTISYS INC	131715	OUTSTANDING			285.43
21511	ACCOUNTS_PAYABLE	4/26/2021	JEFFERSON COUNTY ESC	131758	RECONCILED	4/30/2021		1,160.00
21512	ACCOUNTS_PAYABLE	4/26/2021	LEX LANES	163800	OUTSTANDING			600.00
21513	ACCOUNTS_PAYABLE	4/26/2021	MAURER PHOTOGRAPHY	397375	OUTSTANDING			1,359.00
21514	ACCOUNTS_PAYABLE	4/26/2021	MAXIM HEALTHCARE SERVICES	131600	OUTSTANDING			5,260.52
21515	ACCOUNTS_PAYABLE	4/26/2021	MID OHIO TROPHY & AWARDS	189750	OUTSTANDING			811.00
21516	ACCOUNTS_PAYABLE	4/26/2021	PIONEER CAREER &	212145	RECONCILED	4/30/2021		28.50
21517	ACCOUNTS_PAYABLE	4/26/2021	STARK COUNTY COG	397268	OUTSTANDING			46,869.80
21518	ACCOUNTS_PAYABLE	4/26/2021	STRATEGIC MANAGEMENT SOLUTIONS	131429	OUTSTANDING			3,240.00
21519	ACCOUNTS_PAYABLE	4/26/2021	TRUCK SALES & SERVICE, INC.	116090	RECONCILED	4/30/2021		792.36
21520	ACCOUNTS_PAYABLE	4/26/2021	WASHINGTON AUTO PARTS LEXINGTON	397311	OUTSTANDING			44.17

Grand Total **\$ 600,398.96**

LUCAS LOCAL SCHOOL DISTRICT
Monthly Summary of Revenues by Fund

Fund	Description	FYTD Receivable	FYTD Actual Receipts	MTD Actual Receipts	FYTD Balance Receivable	FYTD Percent Receivable
001	GENERAL	\$ 7,182,532.00	\$ 7,515,523.90	\$ 2,486,801.74	\$ (332,991.90)	104.64 %
003	PERMANENT IMPROVEMENT	575,000.00	71,068.04	0.00	503,931.96	12.36
006	FOOD SERVICE	204,405.00	122,548.14	25,568.81	81,856.86	59.95
007	SPECIAL TRUST	309.00	30.25	1.55	278.75	9.79
008	ENDOWMENT	3,880.00	1,543.68	2.18	2,336.32	39.79
018	PUBLIC SCHOOL SUPPORT	21,900.00	3,318.27	956.86	18,581.73	15.15
019	OTHER GRANT	40,000.00	55,826.87	0.00	(15,826.87)	139.57
020	SPECIAL ENTERPRISE FUND	0.00	0.00	0.00	0.00	0.00
200	STUDENT MANAGED ACTIVITY	52,425.00	11,500.04	2,834.00	40,924.96	21.94
300	DISTRICT MANAGED ACTIVITY	137,830.00	38,458.81	476.87	99,371.19	27.90
451	DATA COMMUNICATION FUND	5,400.00	5,400.00	0.00	0.00	100.00
467	Student Wellness and Success Fund	100,181.00	107,632.80	0.00	(7,451.80)	107.44
499	MISCELLANEOUS STATE GRANT FUND	0.00	38,588.13	2,500.00	(38,588.13)	0.00
507	ELEMENTARY AND SECONDARY SCHOOL EMERGENCY RELIEF FUND	54,603.61	54,603.61	14,829.48	0.00	100.00
508	GOVERNOR'S EMERGENCY EDUCATION RELIEF FUND	0.00	0.00	0.00	0.00	0.00
510	CORONA VIRUS RELIEF FUND	50,890.99	37,221.74	0.00	13,669.25	73.14
516	IDEA PART B GRANTS	132,322.22	94,519.41	9,644.02	37,802.81	71.43
572	TITLE I DISADVANTAGED CHILDREN	82,978.69	53,783.62	7,034.16	29,195.07	64.82
587	IDEA PRESCHOOL-HANDICAPPED	4,544.91	0.00	0.00	4,544.91	0.00
590	IMPROVING TEACHER QUALITY	18,040.74	13,530.55	0.00	4,510.19	75.00
599	MISCELLANEOUS FED. GRANT FUND	45,251.95	0.00	0.00	45,251.95	0.00
Grand Total		\$ 8,712,495.11	\$ 8,225,097.86	\$ 2,550,649.67	\$ 487,397.25	

LUCAS LOCAL SCHOOL DISTRICT

Spending Plan Summary

ODE Line Number	Monthly Estimate	Monthly Actual	Monthly Difference	FYTEstimate	FYTDActual	FYTDDifference
01.010 General Property (Real Estate)	\$ 76,332.00	\$ 1,070,701.53	\$ 994,369.53	\$ 1,699,496.00	\$ 1,773,955.96	\$ 74,459.96
01.020 Tangible Personal Property Tax	698,901.00	1,131,636.47	432,735.47	1,750,000.00	2,268,722.25	518,722.25
01.030 Income Tax	0.00	0.00	0.00	0.00	0.00	0.00
01.035 Unrestricted Grants-in-Aid	202,902.00	226,451.13	23,549.13	2,077,950.00	2,302,991.72	225,041.72
01.040 Restricted Grants-in-Aid	1,992.00	2,674.46	682.46	23,932.00	26,744.46	2,812.46
01.045 Restricted Federal Grants-in-Aid - SFSF	0.00	0.00	0.00	0.00	0.00	0.00
01.050 Property Tax Allocation	11,095.00	0.00	(11,095.00)	224,144.00	153,686.53	(70,457.47)
01.060 All Other Operating Revenue	49,207.00	55,338.15	6,131.15	574,496.00	844,203.77	269,707.77
01.070 Total Revenue	1,040,429.00	2,486,801.74	1,446,372.74	6,350,018.00	7,370,304.69	1,020,286.69
02.010 Proceeds from Sale of Notes	0.00	0.00	0.00	0.00	0.00	0.00
02.020 State Emergency Loans & Advancements (Approved)	0.00	0.00	0.00	0.00	0.00	0.00
02.040 Operating Transfers-In	0.00	0.00	0.00	0.00	0.00	0.00
02.050 Advances-In	0.00	0.00	0.00	0.00	36,088.13	36,088.13
02.060 All Other Financial Sources	1,335.00	0.00	(1,335.00)	23,609.00	109,131.08	85,522.08
02.070 Total Other Financing Sources	1,335.00	0.00	(1,335.00)	23,609.00	145,219.21	121,610.21
02.080 Total Revenues and Other Financing Sources	1,041,764.00	2,486,801.74	1,445,037.74	6,373,627.00	7,515,523.90	1,141,896.90
03.010 Personal Services	365,380.00	403,941.93	38,561.93	3,178,564.00	2,956,376.26	(222,187.74)
03.020 Employees' Retirement/Insurance Benefits	105,428.00	97,807.65	(7,620.35)	947,567.00	902,528.57	(45,038.43)
03.030 Purchased Services	135,468.00	102,631.68	(32,836.32)	1,249,744.00	1,002,724.40	(247,019.60)
03.040 Supplies and Materials	31,900.00	13,554.25	(18,345.75)	290,459.00	181,731.46	(108,727.54)
03.050 Capital Outlay	17,715.00	949.97	(16,765.03)	159,836.00	109,349.67	(50,486.33)
03.060 Intergovernmental	0.00	0.00	0.00	0.00	0.00	0.00
04.010 Debt Service: All Principal (Historical)	0.00	0.00	0.00	0.00	0.00	0.00
04.020 Debt Service: Principal-Notes	0.00	0.00	0.00	0.00	0.00	0.00
04.030 Debt Service: Principal - State Loans	0.00	0.00	0.00	0.00	0.00	0.00
04.040 Debt Service: Principal - State Advancements	0.00	0.00	0.00	0.00	0.00	0.00
04.050 Debt Service: Principal - HB 264 Loans	0.00	0.00	0.00	37,000.00	37,000.00	0.00
04.055 Debt Service: Principal - Other	0.00	0.00	0.00	0.00	0.00	0.00
04.060 Debt Service: Interest and Fiscal Charges	0.00	0.00	0.00	3,250.00	297.45	(2,952.55)
04.300 Other Objects	14,573.00	38,030.04	23,457.04	86,061.00	83,935.01	(2,125.99)
04.500 Total Expenditures	670,464.00	656,915.52	(13,548.48)	5,952,481.00	5,273,942.82	(678,538.18)
05.010 Operational Transfers - Out	1,177.00	0.00	(1,177.00)	58,380.00	71,141.32	12,761.32
05.020 Advances - Out	0.00	0.00	0.00	0.00	0.00	0.00
05.030 All Other Financing Uses	0.00	0.00	0.00	0.00	0.00	0.00
05.040 Total Other Financing Uses	1,177.00	0.00	(1,177.00)	58,380.00	71,141.32	12,761.32
05.050 Total Expenditure and Other Financing Uses	671,641.00	656,915.52	(14,725.48)	6,010,861.00	5,345,084.14	(665,776.86)
06.010 Excess Rev & Oth Financing Sources over(under) Exp & Oth F	370,123.00	1,829,886.22	1,459,763.22	362,766.00	2,170,439.76	1,807,673.76
07.010 Cash Balance-July1 -Excluding Proposed Renew/Replace & New	0.00	10,249,566.72	10,249,566.72	0.00	9,909,013.18	9,909,013.18
07.020 Cash Balance June 30	370,123.00	12,079,452.94	11,709,329.94	362,766.00	12,079,452.94	11,716,686.94
08.010 Estimated Encumbrances June 30	0.00	791,454.29	791,454.29	0.00	791,454.29	791,454.29