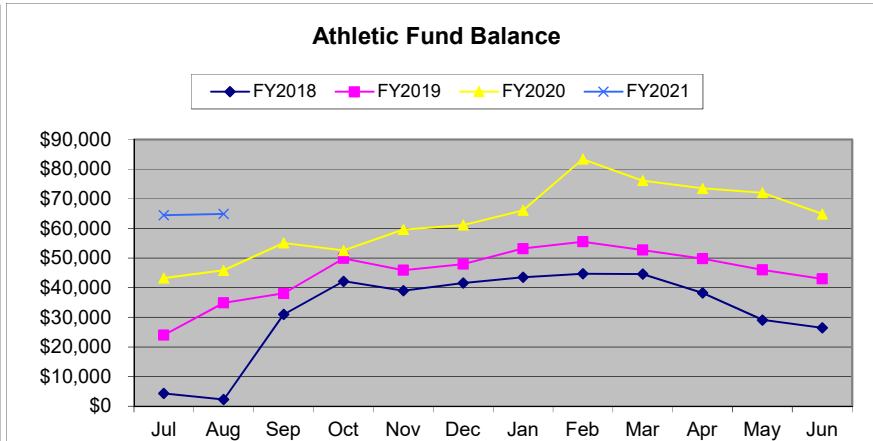
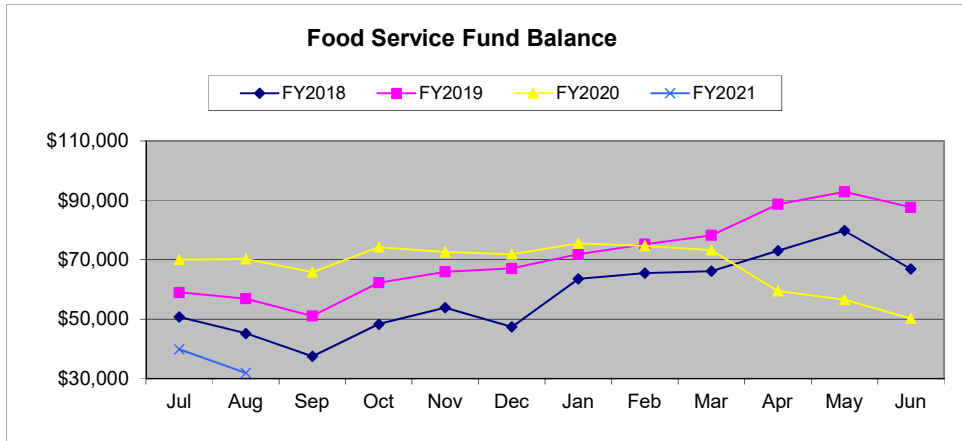


Lucas Local Schools

Monthly Finance Report

For the period ending: August 31, 2020



Permanent Improvement Fund Balance: \$ 1,101,700.02

Expenditures Current Month:

Ag Design (Football Field pmt #3)	\$ 99,834.00
Garmann/Miller Master Planning	\$ 1,740.00

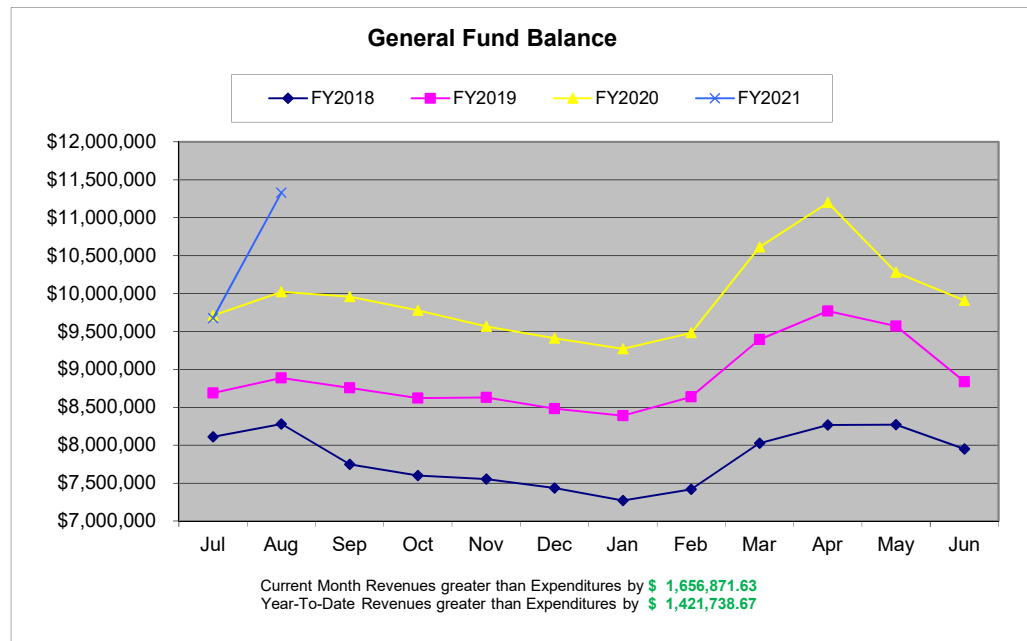
Total \$ 101,574.00

Open Purchase Orders:

5200554 - VEC Inc. Cafeteria Project (side monitors)	\$ 10,750.00
5200557 - Garmann/Miller Football Field Project	\$ 2,100.00
5200571 - Garmann/Miller Storage Building Project	\$ 9,000.00
5200618 - Agricultural Design (Football Field)	\$ 10,000.00
5210235 - Garmann/Miller Master Planning	\$ 28,260.00

Total \$ 60,110.00

Amount Available for Projects: \$ 1,041,590.02



General Fund Information:

Last Year ending cash balance June 30, 2020:	\$ 9,946,013	Actual (updated 6/30/2020)
Forecasted Ending cash balance June 30, 2021:	\$ 9,781,857	updated 05/05/2020
Forecasted Ending cash balance June 30, 2022:	\$10,482,402	updated 05/05/2020
Forecasted Ending cash balance June 30, 2023:	\$10,571,784	updated 05/05/2020
Forecasted Ending cash balance June 30, 2024:	\$10,326,591	updated 05/05/2020
Forecasted Ending cash balance June 30, 2025:	\$ 9,693,337	updated 05/05/2020

Date: 09/01/2020
Time: 07:32

LUCAS LOCAL SCHOOL DISTRICT
Cash Reconciliation as of 08/31/2020

Page: 1

Gross Depository Balances:

Richland Bank General	\$148,636.79
Richland Bank Sweep	\$116,524.45
Richland Bank Payment	\$1,000.00
Richland Bank MM Savings	\$733,749.33
Star Ohio	\$6,799,023.74
Richland Bank Athletic	\$625.50

Total Depository Balances (Gross) \$7,799,559.81

Adjustments to Bank Balance:

Cash in Transit to Bank	\$0.00
Outstanding Checks	(\$97,864.01)
Adjustments:	
Athletic Checking	(\$625.50)

Total Adjustments to Bank Balance (\$98,489.51)

Investments:

Treasury Bonds and Notes	\$0.00
Certificate of Deposits	\$0.00
Other Securities	\$0.00
Other Investments:	
Richland Bank Investments (Cost Basis)	\$5,048,906.39

Total Investments \$5,048,906.39

Cash on Hand:

Petty Cash:	
Board Office Petty Cash	\$50.00
Change Funds - Buildings/Cafeteria	\$300.00
Change Funds - Athletic	\$1,500.00
Change Cash:	
Cash with Fiscal Agent	\$0.00

Total Cash on Hand \$1,850.00

Total Balances \$12,751,826.69

Total Fund Balance \$12,751,826.69

Depository Clearance Accounts:

Total Clearance Account Balances \$0.00

Treasurer

LUCAS LOCAL SCHOOL DISTRICT

Cash Summary Report

FUND/SCC	Description	Initial Cash	MTD Received	FYTD Received	MTD Expended	FYTD Expended	Fund Balance	Encumbrance	Unencumbered Balance
001-0000	GENERAL FUND	\$ 9,899,383.34	\$ 2,171,918.76	\$ 2,450,147.41	\$ 519,345.22	\$ 1,034,304.78	\$ 11,315,225.97	\$ 1,108,066.94	\$ 10,207,159.03
001-9003	ECONOMIC DISADVANTAGED	0.00	1,598.00	3,195.95	0.00	0.00	3,195.95	0.00	3,195.95
001-9300	CASINO REVENUES SET ASIDE	9,629.84	7,617.99	7,617.99	4,917.90	4,917.90	12,329.93	5,042.00	7,287.93
003-9096	PERMANENT IMPROVEMENT	1,257,592.35	0.00	71,068.04	101,574.00	226,960.37	1,101,700.02	60,110.00	1,041,590.02
006-0000	FOOD SERVICES FUND	50,219.61	2,026.10	2,038.07	10,023.72	20,342.15	31,915.53	159,707.52	(127,791.99)
007-9001	SPECIAL TRUST - ELEM FACULTY	792.93	0.17	0.41	0.00	0.00	793.34	0.00	793.34
007-9003	SPECIAL TRUST - M.S. & H.S. FACULTY	156.79	0.03	0.08	0.00	0.00	156.87	0.00	156.87
007-9004	Cathy Gilbert Memorial	1,881.55	0.39	0.95	0.00	0.00	1,882.50	0.00	1,882.50
007-9011	MICHAEL C. FANELLO MEMORIAL SCHOLARSHIP	20,857.01	4.35	10.61	0.00	0.00	20,867.62	1,500.00	19,367.62
008-9095	ENDOWMENT FUND	10,273.40	2.14	5.22	0.00	0.00	10,278.62	500.00	9,778.62
008-9096	Scholarship fund Shelby Cooper	0.00	0.00	0.00	0.00	0.00	0.00	1,500.00	(1,500.00)
008-9099	ENDOWMENT-CHRISTINE WYKA SCHOLARSHIP	22,853.14	4.76	11.62	0.00	0.00	22,864.76	500.00	22,364.76
008-9100	LSSF SCHOLARSHIP FUND	2,501.15	0.26	0.64	0.00	1,250.00	1,251.79	1,250.00	1.79
018-9001	PUBLIC SCHOOL SUPPORT FUND - ELEMENTARY	8,588.94	500.00	500.00	0.00	0.00	9,088.94	700.00	8,388.94
018-9002	PUBLIC SCHOOL SUPPORT FUND - MIDDLE SCHOOL	1,884.50	0.00	0.00	0.00	0.00	1,884.50	440.00	1,444.50
018-9003	PUBLIC SCHOOL SUPPORT FUND - HIGH SCHOOL	1,451.87	365.89	365.89	0.00	0.00	1,817.76	1,200.00	617.76
018-9004	SUPT/TREAS FLOWER/FUNDRSR	64.83	0.00	0.00	0.00	0.00	64.83	150.00	(85.17)
019-9105	PARK NATIONAL BANK TEACHER GRANT M. WARNER	250.00	0.00	0.00	0.00	0.00	250.00	0.00	250.00
019-9106	PARK NATIONAL BANK TEACHER GRANT C. IRWIN	0.00	0.00	0.00	0.00	0.00	0.00	0.00	0.00
019-9501	Academic Booster's Mini Grant	1,057.74	0.00	0.00	0.00	0.00	1,057.74	0.00	1,057.74
019-9700	LUCAS LOCAL SCHOOL SUSTAINING FUND	7,763.89	7,506.59	11,327.54	5,281.95	5,281.95	13,809.48	6,362.08	7,447.40
020-0000	FARM	2,248.16	0.00	0.00	0.00	0.00	2,248.16	0.00	2,248.16
200-9001	DRAMA CLUB-ELEMENTARY	86.56	0.00	0.00	0.00	0.00	86.56	0.00	86.56
200-9002	DRAMA CLUB-MIDDLE SCHOOL	665.08	0.00	0.00	0.00	0.00	665.08	0.00	665.08
200-9014	CLASS OF 2014	0.00	0.00	0.00	0.00	0.00	0.00	0.00	0.00
200-9015	CLASS OF 2015	1,070.40	0.00	0.00	0.00	0.00	1,070.40	1,070.40	0.00
200-9016	CLASS OF 2016	1,679.92	0.00	0.00	0.00	0.00	1,679.92	0.00	1,679.92
200-9017	CLASS OF 2017	887.97	0.00	0.00	0.00	0.00	887.97	0.00	887.97
200-9018	CLASS OF 2018	1,112.23	0.00	0.00	0.00	0.00	1,112.23	0.00	1,112.23
200-9019	CLASS OF 2019	869.73	0.00	0.00	0.00	0.00	869.73	0.00	869.73
200-9020	CLASS OF 2020	(73.28)	0.00	0.00	0.00	0.00	(73.28)	0.00	(73.28)
200-9021	CLASS OF 2021	2,915.72	0.00	0.00	0.00	0.00	2,915.72	0.00	2,915.72
200-9022	CLASS OF 2022	1,542.00	0.00	0.00	0.00	0.00	1,542.00	0.00	1,542.00
200-9023	CLASS OF 2023	1,075.00	0.00	0.00	0.00	0.00	1,075.00	0.00	1,075.00

LUCAS LOCAL SCHOOL DISTRICT

Cash Summary Report

FUND/SCC	Description	Initial Cash	MTD Received	FYTD Received	MTD Expended	FYTD Expended	Fund Balance	Encumbrance	Unencumbered Balance
200-9024	CLASS OF 2024	\$ 0.00	\$ 0.00	\$ 0.00	\$ 0.00	\$ 0.00	\$ 0.00	\$ 0.00	\$ 0.00
200-9125	FRENCH CLUB	1,151.71	0.00	0.00	0.00	0.00	1,151.71	0.00	1,151.71
200-9128	SPANISH CLUB	713.25	0.00	0.00	0.00	0.00	713.25	0.00	713.25
200-9144	DESTINATION IMAGINATION	64.16	0.00	0.00	0.00	0.00	64.16	0.00	64.16
200-9330	F F A	8,468.88	0.00	0.00	0.00	0.00	8,468.88	0.00	8,468.88
200-9440	MUSIC ACTIVITIES	9,001.77	0.00	0.00	0.00	0.00	9,001.77	2,500.00	6,501.77
200-9611	ELEM STUDENT COUNCIL	1,827.72	0.00	0.00	0.00	0.00	1,827.72	0.00	1,827.72
200-9612	MIDDLE SCHOOL STUDENT COUNCIL	2,414.76	0.00	0.00	0.00	0.00	2,414.76	0.00	2,414.76
200-9613	HS STUDENT COUNCIL	3,939.82	0.00	0.00	0.00	0.00	3,939.82	125.00	3,814.82
200-9680	YEARBOOK	10,780.22	0.00	0.00	0.00	0.00	10,780.22	6,500.00	4,280.22
200-9690	NEWSPAPER	621.59	0.00	0.00	0.00	0.00	621.59	0.00	621.59
200-9710	LUCAS ACADEMIC HONOR SOCIETY	1,080.11	0.00	0.00	0.00	0.00	1,080.11	745.00	335.11
200-9810	LUCAS SCHOOLS PEP CLUB	632.60	0.00	0.00	0.00	0.00	632.60	0.00	632.60
300-9001	ELEM/MS LIBRARY	4,091.88	452.79	452.79	0.00	0.00	4,544.67	8,629.68	(4,085.01)
300-9003	HS LIBRARY	945.07	0.00	0.00	0.00	0.00	945.07	0.00	945.07
300-9500	ATHLETIC	64,831.86	3,004.95	3,004.95	2,574.00	2,934.00	64,902.81	72,882.96	(7,980.15)
300-9510	ATHLETICS - HS FOOTBALL	1,922.45	0.00	0.00	0.00	0.00	1,922.45	736.00	1,186.45
300-9511	ATHLETICS - MS FOOTBALL	87.67	0.00	0.00	0.00	0.00	87.67	0.00	87.67
300-9520	ATHLETICS - BOYS HS BASKETBALL	1,081.49	0.00	0.00	0.00	0.00	1,081.49	0.00	1,081.49
300-9521	ATHLETICS - BOYS MS BASKETBALL	98.61	0.00	0.00	0.00	0.00	98.61	0.00	98.61
300-9525	ATHLETICS - GIRLS HS BASKETBALL	70.80	0.00	0.00	460.50	460.50	(389.70)	0.00	(389.70)
300-9526	ATHLETICS - GIRLS MS BASKETBALL	52.44	0.00	0.00	0.00	0.00	52.44	0.00	52.44
300-9528	ATHLETICS - WRESTLING	3,980.11	0.00	0.00	0.00	0.00	3,980.11	80.00	3,900.11
300-9530	ATHLETICS - BASEBALL	1,499.63	0.00	0.00	0.00	0.00	1,499.63	0.00	1,499.63
300-9540	ATHLETICS - SOFTBALL	2,884.27	0.00	0.00	0.00	0.00	2,884.27	0.00	2,884.27
300-9550	ATHLETICS - HS VOLLEYBALL	1,599.97	570.00	570.00	0.00	0.00	2,169.97	839.00	1,330.97
300-9551	ATHLETICS - MS VOLLEYBALL	0.00	0.00	0.00	0.00	0.00	0.00	0.00	0.00
300-9553	ATHLETICS - HS CHEERLEADING	(26.19)	0.00	0.00	0.00	0.00	(26.19)	0.00	(26.19)
300-9554	ATHLETICS - MS CHEERLEADING	133.99	0.00	0.00	0.00	0.00	133.99	0.00	133.99
300-9560	ATHLETICS - HS CROSS COUNTRY	743.34	0.00	0.00	0.00	0.00	743.34	0.00	743.34
300-9561	ATHLETICS - MS CROSS COUNTRY	220.11	0.00	0.00	0.00	0.00	220.11	0.00	220.11
300-9570	ATHLETICS - HS TRACK & FIELD	2,157.99	0.00	0.00	0.00	0.00	2,157.99	0.00	2,157.99
300-9571	ATHLETICS - MS TRACK & FIELD	0.00	0.00	0.00	0.00	0.00	0.00	0.00	0.00
451-9020	eTech Ohio Connectivity Subsidy	0.00	0.00	0.00	0.00	0.00	0.00	0.00	0.00

LUCAS LOCAL SCHOOL DISTRICT

Cash Summary Report

FUND/SCC	Description	Initial Cash	MTD Received	FYTD Received	MTD Expended	FYTD Expended	Fund Balance	Encumbrance	Unencumbered Balance
451-9021	eTech Ohio Connectivity Subsidy	\$ 0.00	\$ 0.00	\$ 0.00	\$ 0.00	\$ 0.00	\$ 0.00	\$ 0.00	\$ 0.00
467-0000	Student Wellness and Success Fund	0.00	0.00	0.00	0.00	0.00	0.00	0.00	0.00
467-9020	Student Wellness and Success Fund FY20	70,094.87	0.00	0.00	0.00	0.00	70,094.87	70,094.87	0.00
467-9021	Student Wellness and Success Fund FY21	0.00	0.00	0.00	0.00	0.00	0.00	7,405.13	(7,405.13)
499-9019	SCHOOL SAFETY GRANT	0.00	0.00	0.00	0.00	0.00	0.00	0.00	0.00
499-9020	SCHOOL SAFETY GRANT	308.05	0.00	0.00	0.00	0.00	308.05	0.00	308.05
499-9120	BWC School Safety & Security Grant	0.00	0.00	0.00	0.00	0.00	0.00	0.00	0.00
499-9121	School Bus Purchase Program	36,088.13	36,088.13	36,088.13	72,176.26	72,176.26	0.00	0.00	0.00
507-9021	ESSER - FY21	0.00	0.00	0.00	0.00	0.00	0.00	54,603.61	(54,603.61)
516-9019	IDEA FY-2019	0.00	0.00	0.00	0.00	0.00	0.00	0.00	0.00
516-9020	IDEA FY-2020	0.00	0.00	0.00	2,436.50	4,872.98	(4,872.98)	0.00	(4,872.98)
516-9021	IDEA FY-2021	0.00	0.00	0.00	4,608.42	4,608.42	(4,608.42)	20,000.00	(24,608.42)
572-9020	TITLE I FY-2020	0.00	0.00	0.00	0.00	0.00	0.00	0.00	0.00
572-9021	TITLE I FY-2021	0.00	0.00	0.00	0.00	0.00	0.00	7,446.81	(7,446.81)
587-9020	ECSE FY-2020	0.00	0.00	0.00	0.00	0.00	0.00	0.00	0.00
587-9021	ECSE FY-2021	0.00	0.00	0.00	0.00	0.00	0.00	1,475.63	(1,475.63)
590-9020	TITLE II-A FY-2020	0.00	0.00	0.00	0.00	0.00	0.00	0.00	0.00
590-9021	TITLE II-A FY-2021	0.00	0.00	0.00	1,315.79	1,315.79	(1,315.79)	0.00	(1,315.79)
599-9020	TITLE IV-A Student Sprt & Acad Enrichment	0.00	0.00	0.00	0.00	0.00	0.00	0.00	0.00
599-9021	TITLE IV-A Student Sprt & Acad Enrichment	0.00	0.00	0.00	0.00	0.00	0.00	0.00	0.00
599-9915	REAP 7/1/2018-09/30/2019	0.00	0.00	0.00	0.00	0.00	0.00	0.00	0.00
599-9916	REAP 7/1/2019-09/30/2020	0.00	0.00	0.00	0.00	0.00	0.00	0.00	0.00
599-9917	REAP 7/1/2019-09/30/2020	0.00	0.00	0.00	0.00	0.00	0.00	0.00	0.00
599-9920	EPA Clean Diesel Rebate Program CFDA 66.039	20,000.00	0.00	0.00	20,000.00	20,000.00	0.00	0.00	0.00
Grand Total		11,564,845.50	\$ 2,231,661.30	\$ 2,586,406.29	\$ 744,714.26	\$ 1,399,425.10	\$ 12,751,826.69	\$ 1,602,162.63	\$ 11,149,664.06

Start Date: 08/01/20

End Date: 08/31/20

LUCAS LOCAL SCHOOL DISTRICT

Monthly Check Register

Check Number	Type	Date	Name	Vendor #	Status	Reconcile Date	Void Date	Amount
0	PAYROLL	8/7/2020	LUCAS LOCAL SCHOOL DISTRICT		RECONCILED	8/7/2020		\$ 125,452.95
0	PAYROLL	8/21/2020	LUCAS LOCAL SCHOOL DISTRICT		RECONCILED	8/21/2020		127,598.97
0	ACCOUNTS_PAYABLE	8/31/2020	CENTURYLINK	131227	RECONCILED	8/31/2020		56.70
0	ACCOUNTS_PAYABLE	8/31/2020	DIRECT ENERGY BUSINESS	931258	RECONCILED	8/31/2020		72.58
0	ACCOUNTS_PAYABLE	8/31/2020	FIRELANDS ELECTRIC COOP	988500	RECONCILED	8/31/2020		50.88
0	ACCOUNTS_PAYABLE	8/31/2020	HILLYARD OHIO	232220	RECONCILED	8/31/2020		4,507.50
0	ACCOUNTS_PAYABLE	8/31/2020	LOWE'S CREDIT SERVICES	165615	RECONCILED	8/31/2020		1,275.30
0	ACCOUNTS_PAYABLE	8/31/2020	OHIO.NET INTERNET PROVIDERS	931559	RECONCILED	8/31/2020		197.63
0	ACCOUNTS_PAYABLE	8/31/2020	OHIO DEPARTMENT OF JOB AND	207475	RECONCILED	8/31/2020		251.74
0	ACCOUNTS_PAYABLE	8/31/2020	RICHLAND BANK	900300	RECONCILED	8/31/2020		3,458.17
0	ACCOUNTS_PAYABLE	8/31/2020	SCHOOL EMPLOYEES RETIREMENT	902003	RECONCILED	8/31/2020		14,632.32
0	ACCOUNTS_PAYABLE	8/31/2020	SCHOOL EMPLOYEES RETIREMENT	902003	RECONCILED	8/31/2020		9,665.35
0	ACCOUNTS_PAYABLE	8/31/2020	SPECTRUM COMMUNICATIONS	902009	RECONCILED	8/31/2020		271.68
0	ACCOUNTS_PAYABLE	8/31/2020	STATE TEACHERS RETIREMENT SYST	902002	RECONCILED	8/31/2020		33,218.46
20938	ACCOUNTS_PAYABLE	8/6/2020	AIR SOLUTIONS OF OHIO	397138	RECONCILED	8/12/2020		533.18
20939	ACCOUNTS_PAYABLE	8/6/2020	BRAIN POP LLC	397143	RECONCILED	8/10/2020		2,950.00
20940	ACCOUNTS_PAYABLE	8/6/2020	CARDINAL BUS SALES	396769	RECONCILED	8/11/2020		44.26
20941	ACCOUNTS_PAYABLE	8/6/2020	FURBAY/MANSFIELD ELECTRIC	173790	RECONCILED	8/11/2020		920.43
20942	ACCOUNTS_PAYABLE	8/6/2020	G & L SUPPLY CO	96450	RECONCILED	8/11/2020		699.92
20943	ACCOUNTS_PAYABLE	8/6/2020	GALION H.S. ATHLETIC DEPT.	396544	RECONCILED	8/10/2020		250.00
20944	ACCOUNTS_PAYABLE	8/6/2020	GRAINGER INC	105375	RECONCILED	8/12/2020		252.00
20945	ACCOUNTS_PAYABLE	8/6/2020	JULIAN & GRUBE, INC.	271920	RECONCILED	8/11/2020		1,566.00
20946	ACCOUNTS_PAYABLE	8/6/2020	KIMBALL MIDWEST	397105	RECONCILED	8/11/2020		1,019.86
20947	ACCOUNTS_PAYABLE	8/6/2020	LEARNING A-Z	396949	RECONCILED	8/12/2020		1,135.25
20948	ACCOUNTS_PAYABLE	8/6/2020	LEARNING WITHOUT TEARS	396761	RECONCILED	8/17/2020		3,267.83
20949	ACCOUNTS_PAYABLE	8/6/2020	M T BUSINESS TECHNOLOGIES	178795	RECONCILED	8/11/2020		34.27
20950	ACCOUNTS_PAYABLE	8/6/2020	NOREDINK CORP	131734	RECONCILED	8/24/2020		2,250.00
20951	ACCOUNTS_PAYABLE	8/6/2020	OPEN UP RESOURCES	131572	RECONCILED	8/13/2020		1,295.00
20952	ACCOUNTS_PAYABLE	8/6/2020	SONOVA USA INC	131134	RECONCILED	8/11/2020		789.99
20953	ACCOUNTS_PAYABLE	8/6/2020	PRO-TURF, INC.	217965	RECONCILED	8/11/2020		240.00
20954	ACCOUNTS_PAYABLE	8/6/2020	RIDDELL ALL AMERICAN	3725	RECONCILED	8/10/2020		2,331.95
20955	ACCOUNTS_PAYABLE	8/6/2020	EDCLUB INC.	131522	RECONCILED	8/18/2020		422.10
20956	ACCOUNTS_PAYABLE	8/6/2020	US Bank One Card	131127	RECONCILED	8/12/2020		722.33
20957	ACCOUNTS_PAYABLE	8/6/2020	VILLAGE OF LUCAS	276380	RECONCILED	8/12/2020		7,551.66
20958	ACCOUNTS_PAYABLE	8/13/2020	ADVANCE AUTO PARTS	45800	RECONCILED	8/20/2020		90.24
20959	ACCOUNTS_PAYABLE	8/13/2020	BASH DESIGNS	131754	RECONCILED	8/17/2020		460.50
20960	ACCOUNTS_PAYABLE	8/13/2020	CARDINAL BUS SALES	396769	OUTSTANDING			90,332.00
20961	ACCOUNTS_PAYABLE	8/13/2020	CDW-G	396372	RECONCILED	8/21/2020		4,917.90
20962	ACCOUNTS_PAYABLE	8/13/2020	FURBAY/MANSFIELD ELECTRIC	173790	RECONCILED	8/18/2020		14.48

Start Date: 08/01/20

End Date: 08/31/20

LUCAS LOCAL SCHOOL DISTRICT

Monthly Check Register

Check Number	Type	Date	Name	Vendor #	Status	Reconcile Date	Void Date	Amount
20963	ACCOUNTS_PAYABLE	8/13/2020	G & L SUPPLY CO	96450	RECONCILED	8/18/2020		\$ 32.41
20964	ACCOUNTS_PAYABLE	8/13/2020	GARMANN-MILLER & ASSOC.	131538	RECONCILED	8/18/2020		1,740.00
20965	ACCOUNTS_PAYABLE	8/13/2020	GRAINGER INC	105375	RECONCILED	8/19/2020		657.00
20966	ACCOUNTS_PAYABLE	8/13/2020	NEVCO SPORTS, LLC.	131614	RECONCILED	8/18/2020		969.67
20967	ACCOUNTS_PAYABLE	8/13/2020	STANDARD PLUMBING &	257100	RECONCILED	8/18/2020		90.00
20968	ACCOUNTS_PAYABLE	8/13/2020	SUNBELT RENTALS INC	203200	RECONCILED	8/20/2020		206.74
20969	ACCOUNTS_PAYABLE	8/19/2020	AGLAND CO-OP INC.	396983	RECONCILED	8/26/2020		310.44
20970	ACCOUNTS_PAYABLE	8/19/2020	AGRICULTURAL DESIGN INC.	131694	RECONCILED	8/28/2020		99,834.00
20971	ACCOUNTS_PAYABLE	8/19/2020	Bright Ideas Press, LLC	101132	RECONCILED	8/25/2020		3,504.60
20972	ACCOUNTS_PAYABLE	8/19/2020	CENTRAL RESTAURANT PRODUCTS	131751	RECONCILED	8/25/2020		4,648.00
20973	ACCOUNTS_PAYABLE	8/19/2020	FURBAY/MANSFIELD ELECTRIC	173790	RECONCILED	8/25/2020		257.34
20974	ACCOUNTS_PAYABLE	8/19/2020	GALION COMMUNITY HOSP	131443	RECONCILED	8/25/2020		495.00
20975	ACCOUNTS_PAYABLE	8/19/2020	GENERATION GENIUS INC	131607	RECONCILED	8/28/2020		795.00
20976	ACCOUNTS_PAYABLE	8/19/2020	LAKESHORE LEARNING MATERIALS	159700	RECONCILED	8/28/2020		57.48
20977	ACCOUNTS_PAYABLE	8/19/2020	M T BUSINESS TECHNOLOGIES	178795	RECONCILED	8/25/2020		181.89
20978	ACCOUNTS_PAYABLE	8/19/2020	McGRAW-HILL SCHOOL EDUCATION	396662	RECONCILED	8/25/2020		5,612.90
20979	ACCOUNTS_PAYABLE	8/19/2020	P C R RESTORATIONS INC	217830	RECONCILED	8/25/2020		846.00
20980	ACCOUNTS_PAYABLE	8/19/2020	PETERS, KALIAL & MARKAKIS	183088	RECONCILED	8/25/2020		1,587.00
20981	ACCOUNTS_PAYABLE	8/19/2020	QUILL CORPORATION	218550	RECONCILED	8/28/2020		50.63
20982	ACCOUNTS_PAYABLE	8/19/2020	SAVVAS LEARNING CO LLC	131749	OUTSTANDING			7,349.26
20983	ACCOUNTS_PAYABLE	8/19/2020	SCHOOL DATEBOOKS	397401	RECONCILED	8/25/2020		306.52
20984	ACCOUNTS_PAYABLE	8/19/2020	SCHOOL SPECIALTY	238220	RECONCILED	8/25/2020		1,378.25
20985	ACCOUNTS_PAYABLE	8/19/2020	STRATEGIC MANAGEMENT SOLUTIONS	131429	RECONCILED	8/28/2020		642.30
20986	ACCOUNTS_PAYABLE	8/19/2020	TEACHER'S CURRICULUM INSTITUTE	397412	RECONCILED	8/28/2020		5,648.00
20987	ACCOUNTS_PAYABLE	8/25/2020	COLUMBIA GAS	55990	RECONCILED	8/31/2020		515.57
20988	ACCOUNTS_PAYABLE	8/25/2020	STARK COUNTY COG	397268	RECONCILED	8/31/2020		44,947.00
Grand Total								\$ 627,464.38

Lucas Local School District Investment Report

Invest #	Issue Date	Maturity		Description	Interest	Invested
		Date	Date		Rate	Amount
1092	9/8/2017	9/8/2020		Lake City Bank Warsaw 508176CK8	1.850%	\$ 250,000.00
1103	9/15/2016	9/29/2020		Enerbank USA CD 29266N3V7	1.300%	\$ 200,000.00
1079	6/6/2016	12/4/2020		Comm Fin Svcs Bank CD 20364ABL8	1.350%	\$ 200,000.00
1073	3/2/2016	3/2/2021		Goldman Sachs Bank 38148PBN6	1.800%	\$ 200,000.00
1080	6/1/2016	5/11/2021		Capital One Bank CD 140420ZC7	1.600%	\$ 200,672.00
1081	6/15/2016	6/15/2021		Celtic Bank CD 15118RLA3	1.500%	\$ 200,000.00
1106	1/15/2019	7/19/2021		TIAA Federal Savings Bank CD 87270LBQ5	2.750%	\$ 200,000.00
1104	7/21/2017	7/26/2021		Barclays Bank CD 06740KKQ9	2.050%	\$ 50,000.00
1204	8/1/2019	8/2/2021		Three Rivers Federal CU 88563LAHO	2.100%	\$ 235,000.00
1205	8/7/2019	8/9/2021		Capital One NA 14042RMR9	2.100%	\$ 235,000.00
1206	8/8/2019	8/9/2021		Morgan Stanley Pvt Bank 61760AS83	2.100%	\$ 235,000.00
1207	8/23/2019	8/23/2021		CIT Bank NA 12556LAY2	1.900%	\$ 235,000.00
1102	9/15/2016	9/24/2021		Comenity Capital Bank CD 20033ASE7	1.700%	\$ 200,000.00
1209	10/29/2019	11/8/2021		Raymond James Bank 75472RAG6	1.700%	\$ 200,000.00
1110	3/21/2019	3/21/2022		Ally Bank CD 02007GJD6	2.700%	\$ 235,000.00
1087	8/16/2014	8/23/2022		Sallie Mae Bank/SAL 795450D36	2.335%	\$ 250,000.00
1090	8/31/2017	8/28/2022		Bridgewater Bank Bloom MN 108622FX4	1.900%	\$ 250,000.00
1091	9/1/2017	9/1/2022		Discover Bank CD 254673BE5	2.300%	\$ 250,000.00
1208	9/20/2019	9/20/2022		BMW Bank North America 05580ASH8	1.850%	\$ 235,000.00
1093	10/13/2017	10/13/2022		Synchrony Bank CD 87165ENW3	2.350%	\$ 50,000.00
1094	12/5/2017	12/5/2022		American Express Centurion CD 02587D2Q0	2.500%	\$ 200,000.00
1095	12/15/2017	12/15/2022		First NE Bank Nebraska CD 33583FAC6	2.250%	\$ 200,000.00
1096	1/10/2018	1/10/2023		Wells Fargo CD 979763MM5	2.600%	\$ 50,000.00
1097	2/28/2018	2/28/2023		Ohio Valley Bank CD 677721CS9	2.600%	\$ 25,000.00
1098	3/6/2018	3/6/2023		State Bank of Indiana 856285JS1	3.000%	\$ 225,000.00
Total Investments at Maturity:						\$ 4,810,672.00

LUCAS LOCAL SCHOOL DISTRICT
Monthly Summary of Revenues by Fund

Fund	Description	FYTD Receivable	FYTD Actual Receipts	MTD Actual Receipts	FYTD Balance Receivable	FYTD Percent Receivable
001	GENERAL	\$ 7,182,532.00	\$ 2,460,961.35	\$ 2,181,134.75	\$ 4,721,570.65	34.26 %
003	PERMANENT IMPROVEMENT	575,000.00	71,068.04	0.00	503,931.96	12.36
006	FOOD SERVICE	204,405.00	2,038.07	2,026.10	202,366.93	1.00
007	SPECIAL TRUST	309.00	12.05	4.94	296.95	3.90
008	ENDOWMENT	3,880.00	17.48	7.16	3,862.52	0.45
018	PUBLIC SCHOOL SUPPORT	21,900.00	865.89	865.89	21,034.11	3.95
019	OTHER GRANT	40,000.00	11,327.54	7,506.59	28,672.46	28.32
020	SPECIAL ENTERPRISE FUND	0.00	0.00	0.00	0.00	0.00
200	STUDENT MANAGED ACTIVITY	52,425.00	0.00	0.00	52,425.00	0.00
300	DISTRICT MANAGED ACTIVITY	137,830.00	4,027.74	4,027.74	133,802.26	2.92
451	DATA COMMUNICATION FUND	5,400.00	0.00	0.00	5,400.00	0.00
467	Student Wellness and Success Fund	100,181.00	0.00	0.00	100,181.00	0.00
499	MISCELLANEOUS STATE GRANT FUND	0.00	36,088.13	36,088.13	(36,088.13)	0.00
507	ELEMENTARY AND SECONDARY SCHOOL EMERGENCY RELIEF FUND	54,603.61	0.00	0.00	54,603.61	0.00
516	IDEA PART B GRANTS	132,322.22	0.00	0.00	132,322.22	0.00
572	TITLE I DISADVANTAGED CHILDREN	82,978.69	0.00	0.00	82,978.69	0.00
587	IDEA PRESCHOOL-HANDICAPPED	4,544.91	0.00	0.00	4,544.91	0.00
590	IMPROVING TEACHER QUALITY	18,040.74	0.00	0.00	18,040.74	0.00
599	MISCELLANEOUS FED. GRANT FUND	45,251.95	0.00	0.00	45,251.95	0.00
Grand Total		\$ 8,661,604.12	\$ 2,586,406.29	\$ 2,231,661.30	\$ 6,075,197.83	

LUCAS LOCAL SCHOOL DISTRICT

Spending Plan Summary

ODE Line Number	Monthly Estimate	Monthly Actual	Monthly Difference	FYTEstimate	FYTDActual	FYTDDifference
01.010 General Property (Real Estate)	\$ 99,408.00	\$ 703,254.43	\$ 603,846.43	\$ 675,088.00	\$ 703,254.43	\$ 28,166.43
01.020 Tangible Personal Property Tax	695,966.00	1,137,085.78	441,119.78	736,041.00	1,137,085.78	401,044.78
01.030 Income Tax	0.00	0.00	0.00	0.00	0.00	0.00
01.035 Unrestricted Grants-in-Aid	213,016.00	230,389.86	17,373.86	418,151.00	453,361.11	35,210.11
01.040 Restricted Grants-in-Aid	2,085.00	2,674.42	589.42	4,284.00	5,348.78	1,064.78
01.045 Restricted Federal Grants-in-Aid - SFSF	0.00	0.00	0.00	0.00	0.00	0.00
01.050 Property Tax Allocation	30,178.00	0.00	(30,178.00)	52,958.00	0.00	(52,958.00)
01.060 All Other Operating Revenue	66,693.00	66,412.71	(280.29)	97,635.00	120,593.70	22,958.70
01.070 Total Revenue	1,107,346.00	2,139,817.20	1,032,471.20	1,984,157.00	2,419,643.80	435,486.80
02.010 Proceeds from Sale of Notes	0.00	0.00	0.00	0.00	0.00	0.00
02.020 State Emergency Loans & Advancements (Approved)	0.00	0.00	0.00	0.00	0.00	0.00
02.040 Operating Transfers-In	0.00	0.00	0.00	0.00	0.00	0.00
02.050 Advances-In	0.00	36,088.13	36,088.13	0.00	36,088.13	36,088.13
02.060 All Other Financial Sources	1,168.00	5,229.42	4,061.42	3,696.00	5,229.42	1,533.42
02.070 Total Other Financing Sources	1,168.00	41,317.55	40,149.55	3,696.00	41,317.55	37,621.55
02.080 Total Revenues and Other Financing Sources	1,108,514.00	2,181,134.75	1,072,620.75	1,987,853.00	2,460,961.35	473,108.35
03.010 Personal Services	326,506.00	244,678.14	(81,827.86)	768,440.00	498,775.09	(269,664.91)
03.020 Employees' Retirement/Insurance Benefits	92,404.00	102,741.46	10,337.46	174,139.00	196,353.00	22,214.00
03.030 Purchased Services	119,367.00	57,482.10	(61,884.90)	234,695.00	149,687.03	(85,007.97)
03.040 Supplies and Materials	35,845.00	50,735.78	14,890.78	56,084.00	53,990.78	(2,093.22)
03.050 Capital Outlay	27,675.00	36,567.87	8,892.87	39,966.00	36,567.87	(3,398.13)
03.060 Intergovernmental	0.00	0.00	0.00	0.00	0.00	0.00
04.010 Debt Service: All Principal (Historical)	0.00	0.00	0.00	0.00	0.00	0.00
04.020 Debt Service: Principal-Notes	0.00	0.00	0.00	0.00	0.00	0.00
04.030 Debt Service: Principal - State Loans	0.00	0.00	0.00	0.00	0.00	0.00
04.040 Debt Service: Principal - State Advancements	0.00	0.00	0.00	0.00	0.00	0.00
04.050 Debt Service: Principal - HB 264 Loans	0.00	0.00	0.00	0.00	0.00	0.00
04.055 Debt Service: Principal - Other	0.00	0.00	0.00	0.00	0.00	0.00
04.060 Debt Service: Interest and Fiscal Charges	0.00	0.00	0.00	0.00	0.00	0.00
04.300 Other Objects	10,734.00	32,057.77	21,323.77	17,870.00	32,780.87	14,910.87
04.500 Total Expenditures	612,531.00	524,263.12	(88,267.88)	1,291,194.00	968,154.64	(323,039.36)
05.010 Operational Transfers - Out	2,646.00	0.00	(2,646.00)	37,243.00	71,068.04	33,825.04
05.020 Advances - Out	0.00	0.00	0.00	0.00	0.00	0.00
05.030 All Other Financing Uses	0.00	0.00	0.00	0.00	0.00	0.00
05.040 Total Other Financing Uses	2,646.00	0.00	(2,646.00)	37,243.00	71,068.04	33,825.04
05.050 Total Expenditure and Other Financing Uses	615,177.00	524,263.12	(90,913.88)	1,328,437.00	1,039,222.68	(289,214.32)
06.010 Excess Rev & Oth Financing Sources over(under) Exp & Oth F	493,337.00	1,656,871.63	1,163,534.63	659,416.00	1,421,738.67	762,322.67
07.010 Cash Balance-July1 -Excluding Proposed Renew/Replace & New	0.00	9,673,880.22	9,673,880.22	0.00	9,909,013.18	9,909,013.18
07.020 Cash Balance June 30	493,337.00	11,330,751.85	10,837,414.85	659,416.00	11,330,751.85	10,671,335.85
08.010 Estimated Encumbrances June 30	0.00	1,113,108.94	1,113,108.94	0.00	1,113,108.94	1,113,108.94