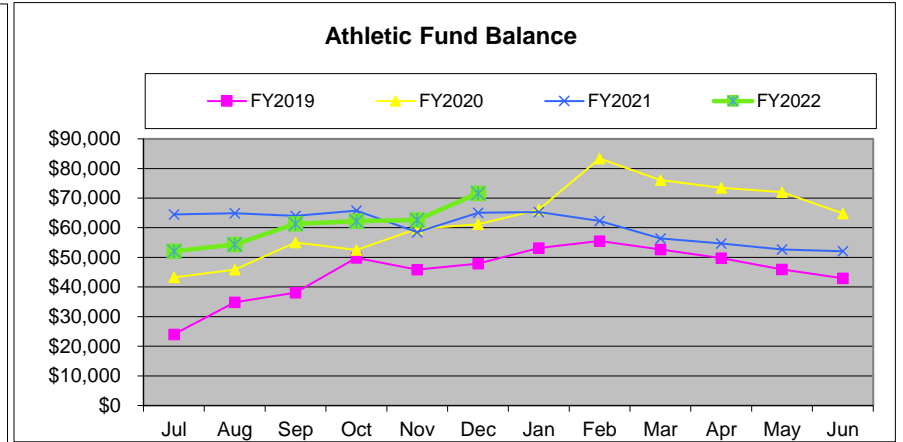
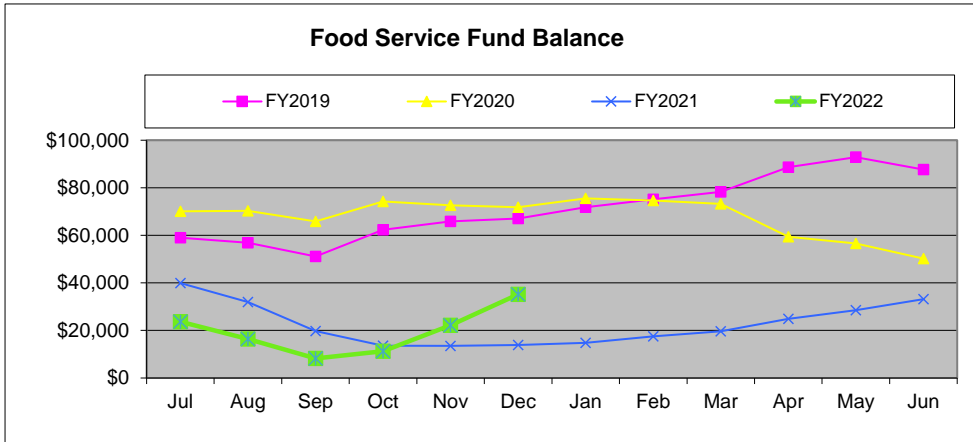


Lucas Local Schools
Monthly Finance Report
For the period ending: DEC 2021



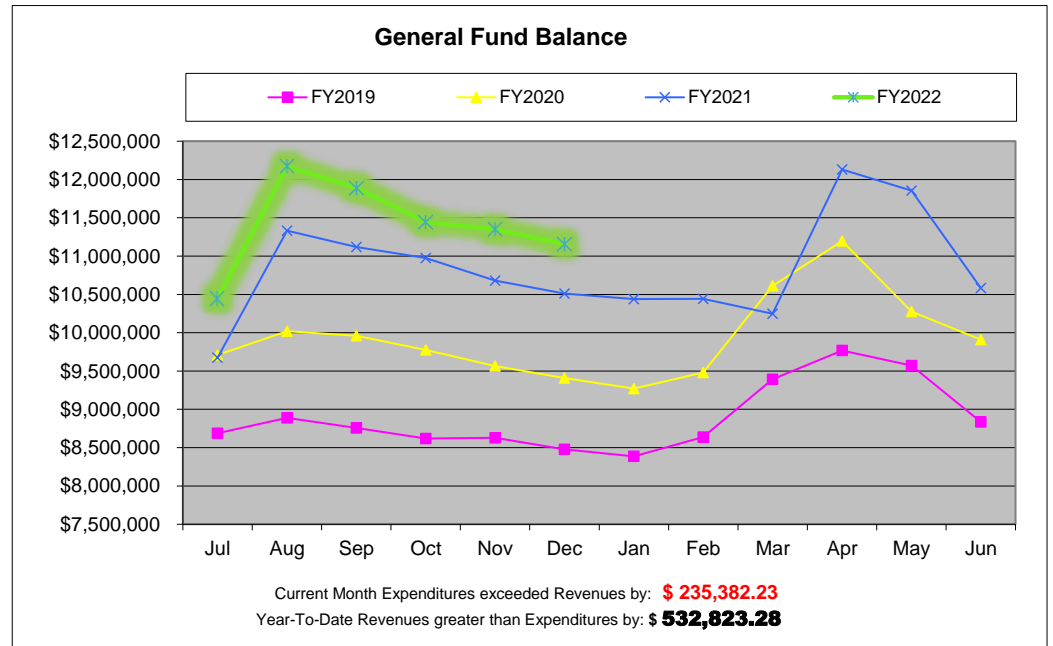
PERMANENT IMPROVEMENT FUND (003): \$ 1,088,534.14
CAPITAL PROJECTS FUND (070): \$1,000,000.00
Expenditures Current Month:
 GARMANN-MILLER & ASSOC. (FUND 003) \$ -
 PO#5220204

Total \$ -

Open Purchase Orders:
 GARMANN-MILLER & ASSOC. (FUND 003) \$ 1,210.50
 PO#5220204
 STANDARD PLUMBING \$ 64,980.00
 PO#5220463

Total \$ 66,190.50

Amount Available for Projects: \$ 2,022,343.64



General Fund Information:
 Last Year ending cash balance June 30, 2021: \$10,583,589 Actual (updated 6/30/2021)
 Forecasted Ending cash balance June 30, 2022: \$11,865,207 updated 05/18/2021
 Forecasted Ending cash balance June 30, 2023: \$12,529,341 updated 05/18/2021
 Forecasted Ending cash balance June 30, 2024: \$ 12,648,014 updated 05/18/2021
 Forecasted Ending cash balance June 30, 2025: \$ 12,756,284 updated 05/18/2021

Gross Depository Balances:

Richland Bank General	\$148,000.00
Richland Bank Sweep	\$593,693.93
Richland Bank Payment	\$1,000.00
Richland Bank MM Savings	\$119,779.08
Star Ohio	\$9,259,947.85
Richland Bank Athletic	\$1,663.50

Total Depository Balances (Gross) \$10,124,084.36

Adjustments to Bank Balance:

Cash in Transit to Bank	\$0.00
Outstanding Checks	(\$68,752.91)
Adjustments:	
Athletic Checking	(\$1,663.50)

Total Adjustments to Bank Balance (\$70,416.41)

Investments:

Treasury Bonds and Notes	\$0.00
Certificate of Deposits	\$0.00
Other Securities	\$0.00
Other Investments:	
Richland Bank Investments (Cost Basis)	\$3,522,524.77

Total Investments \$3,522,524.77

Cash on Hand:

Petty Cash:	
BOARD OFFICE & ELEM PETTY CASH	\$100.00
HS & STUDENT ACT PETTY CASH	\$100.00
ATHLETICS PETTY CASH	\$500.00
FOOD SERVICE PETTY CASH	\$100.00
Change Cash:	
Cash with Fiscal Agent	\$0.00

Total Cash on Hand \$800.00

Total Balances \$13,576,992.72

Total Fund Balance \$13,576,992.72

Depository Clearance Accounts:

Total Clearance Account Balances \$0.00

Treasurer

LUCAS LOCAL SCHOOL DISTRICT

Cash Summary Report

FUND/SCC	Description	Initial Cash	MTD Received	FYTD Received	MTD Expended	FYTD Expended	Fund Balance	Encumbrance	Unencumbered Balance
001-0000	GENERAL FUND	\$ 10,583,589.32	\$ 241,009.01	\$ 3,718,595.09	\$ 431,956.23	\$ 3,143,814.56	\$ 11,158,369.85	\$ 841,175.69	\$ 10,317,194.16
001-9003	ECONOMIC DISADVANTAGED	14,345.63	1,598.04	9,588.24	0.00	980.00	22,953.87	0.00	22,953.87
001-9300	CASINO REVENUES SET ASIDE	(1,620.63)	0.00	16,257.86	46,033.05	49,192.35	(34,555.12)	7,175.01	(41,730.13)
003-9096	PERMANENT IMPROVEMENT	1,024,456.64	0.00	0.00	0.00	(64,077.50)	1,088,534.14	66,190.50	1,022,343.64
006-0000	FOOD SERVICES FUND	33,203.62	31,100.35	114,187.10	18,132.88	112,220.94	35,169.78	105,035.82	(69,866.04)
007-9001	SPECIAL TRUST - ELEM FACULTY	794.05	0.05	25.34	50.00	167.00	652.39	0.00	652.39
007-9003	SPECIAL TRUST - M.S. & H.S. FACULTY	157.02	0.01	25.09	20.00	65.00	117.11	0.00	117.11
007-9004	Cathy Gilbert Memorial	1,884.22	0.14	0.76	0.00	0.00	1,884.98	0.00	1,884.98
007-9011	MICHAEL C. FANELLO MEMORIAL SCHOLARSHIP	20,386.41	1.49	8.12	500.00	500.00	19,894.53	1,500.00	18,394.53
008-9095	ENDOWMENT FUND	9,787.74	0.73	3.90	0.00	0.00	9,791.64	500.00	9,291.64
008-9096	Scholarship fund Shelby Cooper	0.00	2,000.00	2,000.00	0.00	0.00	2,000.00	2,000.00	0.00
008-9099	ENDOWMENT-CHRISTINE WYKA SCHOLARSHIP	22,385.52	10,002.43	10,009.71	0.00	0.00	32,395.23	500.00	31,895.23
008-9100	LSSF SCHOLARSHIP FUND	5,000.33	0.00	1.14	2,500.00	5,000.00	1.47	0.00	1.47
018-9001	PUBLIC SCHOOL SUPPORT FUND - ELEMENTARY	7,596.25	160.00	721.16	234.00	938.00	7,379.41	200.00	7,179.41
018-9002	PUBLIC SCHOOL SUPPORT FUND - MIDDLE SCHOOL	1,427.70	0.00	0.00	135.00	270.00	1,157.70	500.00	657.70
018-9003	PUBLIC SCHOOL SUPPORT FUND - HIGH SCHOOL	3,322.22	0.00	1,400.08	339.00	1,131.66	3,590.64	1,496.99	2,093.65
018-9004	SUPT/TREAS FLOWER/FUNDRSR	20.88	0.00	135.00	0.00	50.00	105.88	0.00	105.88
019-9105	PARK NATIONAL BANK TEACHER GRANT M. WARNER	250.00	0.00	0.00	0.00	0.00	250.00	0.00	250.00
019-9501	Academic Booster's Mini Grant	1,057.74	0.00	0.00	0.00	0.00	1,057.74	0.00	1,057.74
019-9700	LUCAS LOCAL SCHOOL SUSTAINING FUND	10,023.18	712.44	18,001.63	6,663.15	23,309.61	4,715.20	1,042.27	3,672.93
020-0000	FARM	2,248.16	0.00	0.00	0.00	0.00	2,248.16	0.00	2,248.16
070-9021	CAPITAL PROJECTS FUND	1,000,000.00	0.00	0.00	0.00	0.00	1,000,000.00	0.00	1,000,000.00
200-9001	DRAMA CLUB-ELEMENTARY	86.56	0.00	0.00	0.00	0.00	86.56	0.00	86.56
200-9002	DRAMA CLUB-MIDDLE SCHOOL	665.08	0.00	0.00	0.00	0.00	665.08	0.00	665.08
200-9015	CLASS OF 2015	1,070.40	0.00	0.00	0.00	0.00	1,070.40	0.00	1,070.40
200-9016	CLASS OF 2016	1,679.92	0.00	0.00	0.00	1,679.92	0.00	0.00	0.00
200-9017	CLASS OF 2017	887.97	0.00	0.00	0.00	0.00	887.97	0.00	887.97
200-9018	CLASS OF 2018	1,112.23	0.00	0.00	0.00	0.00	1,112.23	0.00	1,112.23
200-9019	CLASS OF 2019	869.73	0.00	0.00	0.00	0.00	869.73	0.00	869.73
200-9020	CLASS OF 2020	0.00	0.00	0.00	0.00	0.00	0.00	0.00	0.00
200-9021	CLASS OF 2021	3,194.22	0.00	0.00	0.00	2,863.00	331.22	0.00	331.22
200-9022	CLASS OF 2022	1,073.84	97.00	2,904.81	925.00	1,795.00	2,183.65	1,800.00	383.65
200-9023	CLASS OF 2023	2,405.00	20.00	1,385.50	0.00	0.00	3,790.50	0.00	3,790.50
200-9024	CLASS OF 2024	620.00	0.00	700.00	0.00	0.00	1,320.00	0.00	1,320.00
200-9025	STUDENT MANAGED ACTIVITY	0.00	20.00	500.00	0.00	0.00	500.00	0.00	500.00

LUCAS LOCAL SCHOOL DISTRICT

Cash Summary Report

FUND/SCC	Description	Initial Cash	MTD Received	FYTD Received	MTD Expended	FYTD Expended	Fund Balance	Encumbrance	Unencumbered Balance
200-9125	FRENCH CLUB	\$ 1,151.71	\$ 0.00	\$ 0.00	\$ 0.00	\$ 0.00	\$ 1,151.71	\$ 0.00	\$ 1,151.71
200-9128	SPANISH CLUB	713.25	0.00	0.00	0.00	0.00	713.25	0.00	713.25
200-9144	DESTINATION IMAGINATION	64.16	0.00	0.00	0.00	0.00	64.16	0.00	64.16
200-9330	F F A	10,430.03	7,244.21	7,244.21	0.00	5,229.55	12,444.69	252.00	12,192.69
200-9440	MUSIC ACTIVITIES	9,757.64	0.00	1,768.10	0.00	539.72	10,986.02	513.74	10,472.28
200-9470	CHOIR	300.00	159.05	159.05	0.00	0.00	459.05	0.00	459.05
200-9611	ELEM STUDENT COUNCIL	2,027.61	523.00	941.69	69.58	443.68	2,525.62	90.00	2,435.62
200-9612	MIDDLE SCHOOL STUDENT COUNCIL	2,401.08	209.00	209.00	0.00	0.00	2,610.08	40.00	2,570.08
200-9613	HS STUDENT COUNCIL	3,339.76	0.00	1,400.00	0.00	713.47	4,026.29	807.00	3,219.29
200-9680	YEARBOOK	9,154.14	100.00	625.00	0.00	800.25	8,978.89	1,699.75	7,279.14
200-9690	NEWSPAPER	621.59	0.00	0.00	0.00	0.00	621.59	0.00	621.59
200-9710	LUCAS ACADEMIC HONOR SOCIETY	374.16	0.00	0.00	0.00	50.00	324.16	500.00	(175.84)
200-9810	LUCAS SCHOOLS PEP CLUB	632.60	0.00	0.00	0.00	0.00	632.60	0.00	632.60
300-9001	ELEM/MS LIBRARY	5,920.34	401.57	5,387.36	0.00	3,389.62	7,918.08	5,110.38	2,807.70
300-9003	HS LIBRARY	934.32	16.32	41.20	0.00	0.00	975.52	0.00	975.52
300-9500	ATHLETIC	52,069.22	10,949.30	55,406.43	1,962.00	35,836.19	71,639.46	38,122.76	33,516.70
300-9510	ATHLETICS - HS FOOTBALL	4,075.50	0.00	1,522.40	0.00	655.10	4,942.80	0.00	4,942.80
300-9511	ATHLETICS - MS FOOTBALL	87.67	0.00	0.00	0.00	0.00	87.67	0.00	87.67
300-9520	ATHLETICS - BOYS HS BASKETBALL	938.99	0.00	245.00	0.00	1,028.00	155.99	2,400.00	(2,244.01)
300-9521	ATHLETICS - BOYS MS BASKETBALL	98.61	0.00	0.00	0.00	0.00	98.61	0.00	98.61
300-9525	ATHLETICS - GIRLS HS BASKETBALL	581.80	0.00	0.00	509.00	544.00	37.80	0.00	37.80
300-9526	ATHLETICS - GIRLS MS BASKETBALL	52.44	0.00	0.00	0.00	0.00	52.44	0.00	52.44
300-9528	ATHLETICS - WRESTLING	3,900.11	0.00	0.00	0.00	0.00	3,900.11	0.00	3,900.11
300-9530	ATHLETICS - BASEBALL	819.63	0.00	4,700.00	0.00	0.00	5,519.63	300.00	5,219.63
300-9540	ATHLETICS - SOFTBALL	2,884.27	0.00	0.00	0.00	0.00	2,884.27	0.00	2,884.27
300-9550	ATHLETICS - HS VOLLEYBALL	1,776.97	0.00	1,116.00	0.00	2,113.18	779.79	0.00	779.79
300-9551	ATHLETICS - MS VOLLEYBALL	0.00	0.00	0.00	0.00	0.00	0.00	0.00	0.00
300-9553	ATHLETICS - HS CHEERLEADING	0.00	0.00	1,036.51	0.00	0.00	1,036.51	762.00	274.51
300-9554	ATHLETICS - MS CHEERLEADING	107.80	0.00	0.00	0.00	0.00	107.80	0.00	107.80
300-9560	ATHLETICS - HS CROSS COUNTRY	743.34	0.00	142.00	0.00	141.00	744.34	0.00	744.34
300-9561	ATHLETICS - MS CROSS COUNTRY	220.11	0.00	0.00	0.00	0.00	220.11	0.00	220.11
300-9570	ATHLETICS - HS TRACK & FIELD	2,262.99	0.00	165.00	0.00	0.00	2,427.99	0.00	2,427.99
300-9571	ATHLETICS - MS TRACK & FIELD	0.00	0.00	0.00	0.00	0.00	0.00	0.00	0.00
451-9021	eTech Ohio Connectivity Subsidy	0.00	0.00	0.00	0.00	0.00	0.00	0.00	0.00

LUCAS LOCAL SCHOOL DISTRICT

Cash Summary Report

FUND/SCC	Description	Initial Cash	MTD Received	FYTD Received	MTD Expended	FYTD Expended	Fund Balance	Encumbrance	Unencumbered Balance
451-9022	eTech Ohio Connectivity Subsidy	\$ 0.00	\$ 0.00	\$ 2,700.00	\$ 0.00	\$ 0.00	\$ 2,700.00	\$ 0.00	\$ 2,700.00
467-9020	Student Wellness and Success Fund FY20	10,554.63	0.00	0.00	0.00	0.00	10,554.63	10,554.63	0.00
467-9021	Student Wellness and Success Fund FY21	97,890.75	0.00	0.00	0.00	0.00	97,890.75	64,445.37	33,445.38
467-9022	Student Wellness and Success Fund FY21	0.00	0.00	0.00	0.00	0.00	0.00	10,000.00	(10,000.00)
499-9020	SCHOOL SAFETY GRANT	0.00	0.00	0.00	0.00	0.00	0.00	0.00	0.00
499-9021	SCHOOL SAFETY GRANT	2,055.39	0.00	0.00	0.00	2,055.39	0.00	0.00	0.00
499-9121	School Bus Purchase Program	0.00	0.00	0.00	0.00	0.00	0.00	0.00	0.00
507-9021	ESSER (Elem & Sec School Emergency Relief)	0.00	0.00	0.00	0.00	0.00	0.00	0.00	0.00
507-9022	ESSER II	0.00	162,246.95	162,246.95	11,112.64	179,472.23	(17,225.28)	6,995.00	(24,220.28)
507-9122	ARP ESSER	0.00	14,609.69	14,609.69	3,840.63	23,339.12	(8,729.43)	0.00	(8,729.43)
508-9021	GEER (Governor's Emergency Education Relief)	0.00	0.00	0.00	0.00	0.00	0.00	0.00	0.00
510-9021	CRF (Coronavirus Relief Fund)	0.00	0.00	0.00	0.00	0.00	0.00	0.00	0.00
510-9121	BroadBand Ohio Connectivity Grant	0.00	0.00	10,799.82	0.00	10,799.82	0.00	0.00	0.00
510-9221	CRF Rich Cty Commisioners	0.00	0.00	0.00	0.00	0.00	0.00	0.00	0.00
516-9020	IDEA FY-2020	0.00	0.00	0.00	0.00	0.00	0.00	0.00	0.00
516-9021	IDEA FY-2021	0.00	0.00	2,404.18	0.00	9,132.78	(6,728.60)	0.00	(6,728.60)
516-9022	IDEA FY-2021	0.00	12,486.49	43,494.85	12,692.72	56,187.57	(12,692.72)	10,000.00	(22,692.72)
572-9021	TITLE I FY-2021	0.00	0.00	0.00	0.00	(1,067.15)	1,067.15	1,067.15	0.00
572-9022	TITLE I FY-2021	0.00	5,081.61	18,602.71	4,279.95	22,882.66	(4,279.95)	0.00	(4,279.95)
572-9122	TITLE I DISADVANTAGED CHILDREN	0.00	0.00	2,079.29	0.00	2,079.29	0.00	0.00	0.00
584-9022	TITLE IV, PART A STUDENT SUPPORT AND ACADEM ENRICH	0.00	7,500.00	7,500.00	2,500.00	10,000.00	(2,500.00)	0.00	(2,500.00)
587-9021	ECSE FY-2021	0.00	0.00	4,538.69	0.00	4,538.69	0.00	0.00	0.00
587-9022	ECSE FY-2021	0.00	0.00	0.00	0.00	0.00	0.00	2,255.45	(2,255.45)
590-9021	TITLE II-A FY-2021	0.00	0.00	0.00	0.00	0.00	0.00	0.00	0.00
590-9022	TITLE II-A FY-2021	0.00	2,662.80	9,362.64	2,662.80	12,025.44	(2,662.80)	0.00	(2,662.80)
599-9021	TITLE IV-A Student Sprt & Acad Enrichment	0.00	0.00	0.00	0.00	0.00	0.00	0.00	0.00
599-9022	TITLE IV-A Student Sprt & Acad Enrichment	0.00	0.00	0.00	0.00	0.00	0.00	0.00	0.00
599-9917	REAP 7/1/2021-09/30/2022	0.00	0.00	0.00	0.00	0.00	0.00	0.00	0.00
599-9920	EPA Clean Diesel Rebate Program CFDA 66.039	0.00	0.00	0.00	0.00	0.00	0.00	0.00	0.00
599-9922	REAP 7/1/2020-09/30/2021	0.00	0.00	33,487.50	0.00	33,487.50	0.00	1,500.00	(1,500.00)
Grand Total		\$ 12,982,923.56	\$ 510,911.68	\$ 4,290,385.80	\$ 547,117.63	\$ 3,696,316.64	\$ 13,576,992.72	\$ 1,186,531.51	\$ 12,390,461.21

Lucas Local School District Investment Report

Invest #	Issue Date	Maturity Date	Description	Interest Rate	Invested Amount
1097	2/28/2018	2/28/2023	Ohio Valley Bank CD 677721CS9	2.600%	\$ 25,000.00
1110	3/21/2019	3/21/2022	Ally Bank CD 02007GJD6	2.700%	\$ 235,000.00
1093	10/13/2017	10/13/2022	Synchrony Bank CD 87165ENW3	2.350%	\$ 50,000.00
1096	1/10/2018	1/10/2023	Wells Fargo CD 979763MM5	2.600%	\$ 50,000.00
2101	8/11/2021	2/17/2023	Goldman Sachs Bk USA	0.200%	\$ 150,000.00
2102	8/11/2021	2/27/2023	UBS Bk USA Salt Lake City UT	0.200%	\$ 150,000.00
2112	10/1/2021	10/10/2023	Synchrony Bank CD 87165he63	0.400%	\$ 198,000.00
1094	12/5/2017	12/5/2022	American Express Centurion CD 02587D2Q0	2.500%	\$ 200,000.00
1095	12/15/2017	12/15/2022	First NE Bank Nebraska CD 33583FAC6	2.250%	\$ 200,000.00
2110	9/9/2021	9/8/2023	Industrial & Colm Bk China 45581ECQ2	0.250%	\$ 200,000.00
2113	9/15/2021	9/15/2023	Vertex Cmnty Bk NA Dallas 923450cp3	0.200%	\$ 200,000.00
2114	11/18/2021	11/24/2023	Capital One Natl Assn Va	0.500%	\$ 200,000.00
2111	9/15/2021	12/15/2023	Bank Ozk 06417nb69	0.180%	\$ 200,000.00
1098	3/6/2018	3/6/2023	State Bank of India ny 856285JS1	3.000%	\$ 225,000.00
1208	9/20/2019	9/20/2022	BMW Bank North America 05580ASH8	1.850%	\$ 235,000.00
2112	9/15/2021	9/15/2022	BankUnited Natl Assn Miami 066519RG6	0.100%	\$ 248,000.00
1090	8/31/2017	2/28/2022	Bridgewater Bank Bloom MN 108622FX4	1.900%	\$ 250,000.00
1087	8/16/2014	8/23/2022	Sallie Mae Bank/SAL 795450D36	2.335%	\$ 250,000.00
1091	9/1/2017	9/1/2022	Discover Bank CD 254673BE5	2.300%	\$ 250,000.00

Start Date: 120121

End Date: 123121

LUCAS LOCAL SCHOOL DISTRICT MONTHLY CHECK REGISTER

Check Number	Type	Date	Name	Vendor #	Status	Reconcile Date	Void Date	Amount
0	PAYROLL	12/10/2021	LUCAS LOCAL SCHOOL DISTRICT		RECONCILED	12/10/2021		\$ 145,887.52
0	PAYROLL	12/24/2021	LUCAS LOCAL SCHOOL DISTRICT		RECONCILED	12/24/2021		146,154.99
0	ACCOUNTS_PAYABLE	12/30/2021	BUREAU OF WORKER'S COMP	902008	RECONCILED	12/30/2021		15,150.00
0	ACCOUNTS_PAYABLE	12/30/2021	CENTURYLINK	131227	RECONCILED	12/30/2021		57.84
0	ACCOUNTS_PAYABLE	12/30/2021	DIRECT ENERGY BUSINESS	931258	RECONCILED	12/30/2021		348.00
0	ACCOUNTS_PAYABLE	12/30/2021	FIRELANDS ELECTRIC COOP	988500	RECONCILED	12/30/2021		360.86
0	ACCOUNTS_PAYABLE	12/30/2021	HERITAGE COOPERATIVE	396983	RECONCILED	12/30/2021		3,446.31
0	ACCOUNTS_PAYABLE	12/30/2021	OHIO.NET INTERNET PROVIDERS	931559	RECONCILED	12/30/2021		183.88
0	ACCOUNTS_PAYABLE	12/24/2021	RICHLAND BANK	900300	RECONCILED	12/30/2021		4,195.76
0	ACCOUNTS_PAYABLE	12/24/2021	PARK NATIONAL	396272	RECONCILED	12/30/2021		162.75
0	ACCOUNTS_PAYABLE	12/24/2021	SCHOOL EMPLOYEES RETIREMENT	902003	RECONCILED	12/30/2021		15,585.52
0	ACCOUNTS_PAYABLE	12/30/2021	SPECTRUM COMMUNICATIONS	902009	RECONCILED	12/30/2021		273.10
0	ACCOUNTS_PAYABLE	12/24/2021	STATE TEACHERS RETIREMENT SYST	902002	RECONCILED	12/30/2021		37,173.77
0	ACCOUNTS_PAYABLE	12/30/2021	TREASURER OF STATE	269950	RECONCILED	12/30/2021		82.00
0	ACCOUNTS_PAYABLE	12/30/2021	US Bank One Card	131127	RECONCILED	12/30/2021		3,351.27
22068	REFUND	12/6/2021	LUCAS ATHLETIC BOOSTERS	166375	OUTSTANDING			100.00
22069	ACCOUNTS_PAYABLE	12/9/2021	ADVANCE AUTO PARTS	45800	RECONCILED	12/20/2021		139.23
22070	ACCOUNTS_PAYABLE	12/9/2021	CAMP, WAYNE	307900	RECONCILED	12/28/2021		24.00
22071	ACCOUNTS_PAYABLE	12/9/2021	CARDINAL BUS SALES	396769	RECONCILED	12/15/2021		26.78
22072	ACCOUNTS_PAYABLE	12/9/2021	CUNNINGHAM TRUCK REPAIR	131458	RECONCILED	12/15/2021		2,375.00
22073	ACCOUNTS_PAYABLE	12/9/2021	EJ THERAPY INC	396559	RECONCILED	12/15/2021		7,212.75
22074	ACCOUNTS_PAYABLE	12/9/2021	ESC OF CENTRAL OHIO	397294	RECONCILED	12/15/2021		8,114.62
22075	ACCOUNTS_PAYABLE	12/9/2021	FAMILY LIFE COUNSELING &	131589	RECONCILED	12/21/2021		7,500.00
22076	ACCOUNTS_PAYABLE	12/9/2021	HUNTINGTON NATIONAL BANK	397255	RECONCILED	12/14/2021		175.00
22077	ACCOUNTS_PAYABLE	12/9/2021	JOSTENS INC	141530	RECONCILED	12/20/2021		477.94
22078	ACCOUNTS_PAYABLE	12/9/2021	JULIAN & GRUBE, INC.	271920	RECONCILED	12/17/2021		1,567.00
22079	ACCOUNTS_PAYABLE	12/9/2021	KIMBALL MIDWEST	397105	RECONCILED	12/15/2021		34.57
22080	ACCOUNTS_PAYABLE	12/9/2021	COMDOC, INC.	178795	RECONCILED	12/21/2021		392.43
22081	ACCOUNTS_PAYABLE	12/9/2021	MAXIM HEALTHCARE SERVICES	131600	RECONCILED	12/15/2021		3,450.00
22082	ACCOUNTS_PAYABLE	12/9/2021	MECHLING COMPUTERS	397244	RECONCILED	12/16/2021		660.00
22083	ACCOUNTS_PAYABLE	12/9/2021	PETERS, KALIAL & MARKAKIS	183088	RECONCILED	12/15/2021		1,150.00
22084	ACCOUNTS_PAYABLE	12/9/2021	PIONEER PAINT	212600	RECONCILED	12/15/2021		198.99
22085	ACCOUNTS_PAYABLE	12/9/2021	QUILL CORPORATION	218550	RECONCILED	12/23/2021		29.84
22086	ACCOUNTS_PAYABLE	12/9/2021	ROUTE 39 DESIGNS	232265	RECONCILED	12/14/2021		775.00
22087	ACCOUNTS_PAYABLE	12/9/2021	SCHOOL SPECIALTY	238220	RECONCILED	12/27/2021		2,512.29
22088	ACCOUNTS_PAYABLE	12/9/2021	SHELBY GOLF CARS	397269	RECONCILED	12/22/2021		4,300.00
22089	ACCOUNTS_PAYABLE	12/9/2021	SUNGRAPHICS INC	396833	RECONCILED	12/17/2021		2,173.40
22090	ACCOUNTS_PAYABLE	12/9/2021	T A C	266500	RECONCILED	12/14/2021		121.40
22091	ACCOUNTS_PAYABLE	12/9/2021	TEAM SPORTS INC	131372	RECONCILED	12/15/2021		680.00

Start Date: 120121

End Date: 123121

LUCAS LOCAL SCHOOL DISTRICT MONTHLY CHECK REGISTER

Check Number	Type	Date	Name	Vendor #	Status	Reconcile Date	Void Date	Amount
22092	ACCOUNTS_PAYABLE	12/9/2021	Treasurer of State	131124	RECONCILED	12/14/2021		\$ 90.00
22093	ACCOUNTS_PAYABLE	12/9/2021	TRUCK SALES & SERVICE, INC.	116090	RECONCILED	12/14/2021		2,682.45
22094	ACCOUNTS_PAYABLE	12/9/2021	VILLAGE OF LUCAS	276380	RECONCILED	12/15/2021		7,722.54
22095	ACCOUNTS_PAYABLE	12/9/2021	WASHINGTON AUTO PARTS MANSFIELD LLC	397311	OUTSTANDING			752.79
22096	ACCOUNTS_PAYABLE	12/17/2021	ALFRED NICKLES BAKERY	204500	RECONCILED	12/29/2021		333.71
22097	ACCOUNTS_PAYABLE	12/17/2021	STEVEN BROWN JR	35852	OUTSTANDING			70.00
22098	ACCOUNTS_PAYABLE	12/17/2021	BUCYRUS CITY SCHOOLS	38130	RECONCILED	12/22/2021		200.00
22099	ACCOUNTS_PAYABLE	12/17/2021	CARDINAL BUS SALES	396769	RECONCILED	12/28/2021		110.14
22100	ACCOUNTS_PAYABLE	12/17/2021	CINTAS CORPORATION #003	131183	RECONCILED	12/23/2021		132.21
22101	ACCOUNTS_PAYABLE	12/17/2021	COLUMBIA GAS	55990	RECONCILED	12/24/2021		1,186.04
22102	ACCOUNTS_PAYABLE	12/17/2021	COOPER, TIM	396454	RECONCILED	12/24/2021		24.00
22103	ACCOUNTS_PAYABLE	12/17/2021	MARIE DAVIS	66026	RECONCILED	12/22/2021		40.00
22104	ACCOUNTS_PAYABLE	12/17/2021	EDMENTUM, INC.	396830	RECONCILED	12/22/2021		555.50
22105	ACCOUNTS_PAYABLE	12/17/2021	FOLLETT SCHOOL SOLUTIONS INC.	91875	RECONCILED	12/22/2021		3,624.15
22106	ACCOUNTS_PAYABLE	12/17/2021	GORDON FOOD SERVICE	105225	RECONCILED	12/22/2021		6,991.21
22107	ACCOUNTS_PAYABLE	12/17/2021	INTERSTATE BATTERY N.C.O	132195	RECONCILED	12/23/2021		395.26
22108	ACCOUNTS_PAYABLE	12/17/2021	KIMBALL MIDWEST	397105	RECONCILED	12/22/2021		484.07
22109	ACCOUNTS_PAYABLE	12/17/2021	RIGHTWAY FOOD SERVICE	397070	RECONCILED	12/22/2021		669.48
22110	ACCOUNTS_PAYABLE	12/17/2021	ROUTE 39 DESIGNS	232265	RECONCILED	12/20/2021		1,703.00
22111	ACCOUNTS_PAYABLE	12/17/2021	SCHOOL SPECIALTY	238220	OUTSTANDING			132.31
22112	ACCOUNTS_PAYABLE	12/17/2021	SHELLY SMITH & SONS LTD	242985	RECONCILED	12/27/2021		300.00
22113	ACCOUNTS_PAYABLE	12/17/2021	SMITHFOODS INC	252305	RECONCILED	12/22/2021		1,367.53
22114	ACCOUNTS_PAYABLE	12/17/2021	SPIRE ADVERTISING	256557	RECONCILED	12/21/2021		1,500.00
22115	ACCOUNTS_PAYABLE	12/17/2021	STANTONS SHEET MUSIC	257255	RECONCILED	12/21/2021		115.00
22116	ACCOUNTS_PAYABLE	12/17/2021	TILTON, JACQUIE	131216	RECONCILED	12/20/2021		100.00
22117	ACCOUNTS_PAYABLE	12/28/2021	ABSOLUTE PEST CONTROL	131381	OUTSTANDING			63.00
22118	ACCOUNTS_PAYABLE	12/28/2021	CARDINAL BUS SALES	396769	OUTSTANDING			90.64
22119	ACCOUNTS_PAYABLE	12/28/2021	CDW-G	396372	OUTSTANDING			46,033.05
22120	ACCOUNTS_PAYABLE	12/28/2021	LESA S DETER	317051	OUTSTANDING			433.44
22121	ACCOUNTS_PAYABLE	12/28/2021	ESC OF CENTRAL OHIO	397294	OUTSTANDING			5,659.45
22122	ACCOUNTS_PAYABLE	12/28/2021	PAIGE FANELLO	131250	OUTSTANDING			500.00
22123	ACCOUNTS_PAYABLE	12/28/2021	G & L SUPPLY CO	96450	RECONCILED	12/31/2021		2,036.94
22124	ACCOUNTS_PAYABLE	12/28/2021	GRAINGER INC	105375	OUTSTANDING			181.22
22125	ACCOUNTS_PAYABLE	12/28/2021	LANE HARPER	111669	RECONCILED	12/31/2021		1,250.00
22126	ACCOUNTS_PAYABLE	12/28/2021	McGRAW-HILL SCHOOL EDUCATION	396662	OUTSTANDING			10,917.60
22127	ACCOUNTS_PAYABLE	12/28/2021	MICA MCKENNA	131757	OUTSTANDING			1,250.00
22128	ACCOUNTS_PAYABLE	12/28/2021	MUSICK SERVICE STATION	197385	OUTSTANDING			23.57
22129	ACCOUNTS_PAYABLE	12/28/2021	OHIO EDUCATION POLICY	397340	OUTSTANDING			500.00

Start Date: 120121

End Date: 123121

**LUCAS LOCAL SCHOOL DISTRICT
MONTHLY CHECK REGISTER**

Check Number	Type	Date	Name	Vendor #	Status	Reconcile Date	Void Date	Amount
22130	ACCOUNTS_PAYABLE	12/28/2021	OHIO HEALTH CONSORTIUM INC.	131307	RECONCILED	12/30/2021		\$ 204.00
22131	ACCOUNTS_PAYABLE	12/28/2021	PRO-TURF, INC.	217965	OUTSTANDING			1,300.00
22132	ACCOUNTS_PAYABLE	12/28/2021	ROUTE 39 DESIGNS	232265	RECONCILED	12/30/2021		1,082.00
22133	ACCOUNTS_PAYABLE	12/28/2021	SCHOOL SPECIALTY LLC	238221	OUTSTANDING			116.99
22134	ACCOUNTS_PAYABLE	12/28/2021	STANDARD PLUMBING &	257100	RECONCILED	12/31/2021		3,806.15
22135	ACCOUNTS_PAYABLE	12/28/2021	STARK COUNTY COG	397268	OUTSTANDING			259.70
22136	ACCOUNTS_PAYABLE	12/28/2021	TRUCK SALES & SERVICE, INC.	116090	RECONCILED	12/31/2021		1,516.64
22137	ACCOUNTS_PAYABLE	12/29/2021	HERMAN, BRADLEY	131456	OUTSTANDING			369.15

Grand Total **\$ 525,478.74**

LUCAS LOCAL SCHOOL DISTRICT
Monthly Summary of Revenues by Fund

Fund	Description	FYTD Receivable	FYTD Actual Receipts	MTD Actual Receipts	FYTD Balance Receivable	FYTD Percent Receivable
001	GENERAL	\$ 7,744,179.49	\$ 3,744,441.19	\$ 242,607.05	\$ 3,999,738.30	48.35 %
003	PERMANENT IMPROVEMENT	0.00	0.00	0.00	0.00	0.00
006	FOOD SERVICE	200,573.00	114,187.10	31,100.35	86,385.90	56.93
007	SPECIAL TRUST	47.00	59.31	1.69	(12.31)	126.19
008	ENDOWMENT	3,555.00	12,014.75	12,003.16	(8,459.75)	337.97
018	PUBLIC SCHOOL SUPPORT	21,583.00	2,256.24	160.00	19,326.76	10.45
019	OTHER GRANT	47,717.00	18,001.63	712.44	29,715.37	37.73
020	SPECIAL ENTERPRISE FUND	251.84	0.00	0.00	251.84	0.00
070	CAPITAL PROJECTS	75,000.00	0.00	0.00	75,000.00	0.00
200	STUDENT MANAGED ACTIVITY	17,775.00	17,837.36	8,372.26	(62.36)	100.35
300	DISTRICT MANAGED ACTIVITY	85,830.00	69,761.90	11,367.19	16,068.10	81.28
451	DATA COMMUNICATION FUND	5,400.00	2,700.00	0.00	2,700.00	50.00
467	Student Wellness and Success Fund	107,632.80	0.00	0.00	107,632.80	0.00
499	MISCELLANEOUS STATE GRANT FUND	0.00	0.00	0.00	0.00	0.00
507	ELEMENTARY AND SECONDARY SCHOOL EMERGENCY RELIEF FUND	331,563.89	176,856.64	176,856.64	154,707.25	53.34
508	GOVERNOR'S EMERGENCY EDUCATION RELIEF FUND	0.00	0.00	0.00	0.00	0.00
510	CORONA VIRUS RELIEF FUND	0.00	10,799.82	0.00	(10,799.82)	0.00
516	IDEA PART B GRANTS	117,724.65	45,899.03	12,486.49	71,825.62	38.99
572	TITLE I DISADVANTAGED CHILDREN	81,902.87	20,682.00	5,081.61	61,220.87	25.25
584	TITLE IV, PART A STUDENT SUPP AND ACADEMIC ENRICH	10,000.00	7,500.00	7,500.00	2,500.00	75.00
587	IDEA PRESCHOOL-HANDICAPPED	2,255.45	4,538.69	0.00	(2,283.24)	201.23
590	IMPROVING TEACHER QUALITY	16,737.40	9,362.64	2,662.80	7,374.76	55.94
599	MISCELLANEOUS FED. GRANT FUND	35,598.00	33,487.50	0.00	2,110.50	94.07
Grand Total		\$ 8,905,326.39	\$ 4,290,385.80	\$ 510,911.68	\$ 4,614,940.59	

LUCAS LOCAL SCHOOL DISTRICT

Spending Plan Summary

ODE Line Number	Monthly Estimate	Monthly Actual	Monthly Difference	FYTEstimate	FYTDActual	FYTDDifference
01.010 General Property (Real Estate)	\$ 22.00	\$ 0.00	\$ (22.00)	\$ 779,741.00	\$ 742,677.04	\$ (37,063.96)
01.020 Tangible Personal Property Tax	6,963.00	0.00	(6,963.00)	1,103,589.00	1,126,530.02	22,941.02
01.030 Income Tax	0.00	0.00	0.00	0.00	0.00	0.00
01.035 Unrestricted Grants-in-Aid	210,680.00	232,156.61	21,476.61	1,283,270.00	1,331,261.56	47,991.56
01.040 Restricted Grants-in-Aid	2,944.00	5,810.48	2,866.48	14,840.00	25,454.81	10,614.81
01.045 Restricted Federal Grants-in-Aid - SFSF	0.00	0.00	0.00	0.00	0.00	0.00
01.050 Property Tax Allocation	19,196.00	0.00	(19,196.00)	166,857.00	156,866.63	(9,990.37)
01.060 All Other Operating Revenue	29,331.00	4,639.96	(24,691.04)	390,580.00	319,590.89	(70,989.11)
01.070 Total Revenue	269,136.00	242,607.05	(26,528.95)	3,738,877.00	3,702,380.95	(36,496.05)
02.010 Proceeds from Sale of Notes	0.00	0.00	0.00	0.00	0.00	0.00
02.020 State Emergency Loans & Advancements (Approved)	0.00	0.00	0.00	0.00	0.00	0.00
02.040 Operating Transfers-In	0.00	0.00	0.00	0.00	0.00	0.00
02.050 Advances-In	0.00	0.00	0.00	0.00	17,742.69	17,742.69
02.060 All Other Financial Sources	0.00	0.00	0.00	0.00	24,317.55	24,317.55
02.070 Total Other Financing Sources	0.00	0.00	0.00	0.00	42,060.24	42,060.24
02.080 Total Revenues and Other Financing Sources	269,136.00	242,607.05	(26,528.95)	3,738,877.00	3,744,441.19	5,564.19
03.010 Personal Services	230,455.00	274,842.79	44,387.79	1,804,776.00	1,689,992.37	(114,783.63)
03.020 Employees' Retirement/Insurance Benefits	91,966.00	68,414.19	(23,551.81)	600,078.00	630,708.81	30,630.81
03.030 Purchased Services	135,934.00	61,915.25	(74,018.75)	811,210.00	490,449.82	(320,760.18)
03.040 Supplies and Materials	47,297.00	70,092.17	22,795.17	268,784.00	273,111.86	4,327.86
03.050 Capital Outlay	39,337.00	4,300.00	(35,037.00)	176,726.00	30,563.25	(146,162.75)
03.060 Intergovernmental	0.00	0.00	0.00	0.00	0.00	0.00
04.010 Debt Service: All Principal (Historical)	0.00	0.00	0.00	0.00	0.00	0.00
04.020 Debt Service: Principal-Notes	0.00	0.00	0.00	0.00	0.00	0.00
04.030 Debt Service: Principal - State Loans	9,651.00	0.00	(9,651.00)	59,672.00	0.00	(59,672.00)
04.040 Debt Service: Principal - State Advancements	0.00	0.00	0.00	0.00	0.00	0.00
04.050 Debt Service: Principal - HB 264 Loans	0.00	0.00	0.00	0.00	37,000.00	37,000.00
04.055 Debt Service: Principal - Other	0.00	0.00	0.00	0.00	0.00	0.00
04.060 Debt Service: Interest and Fiscal Charges	0.00	(4,317.76)	(4,317.76)	0.00	260.99	260.99
04.300 Other Objects	0.00	2,742.64	2,742.64	0.00	41,899.81	41,899.81
04.500 Total Expenditures	554,640.00	477,989.28	(76,650.72)	3,721,246.00	3,193,986.91	(527,259.09)
05.010 Operational Transfers - Out	0.00	0.00	0.00	0.00	0.00	0.00
05.020 Advances - Out	0.00	0.00	0.00	0.00	0.00	0.00
05.030 All Other Financing Uses	0.00	0.00	0.00	0.00	0.00	0.00
05.040 Total Other Financing Uses	0.00	0.00	0.00	0.00	0.00	0.00
05.050 Total Expenditure and Other Financing Uses	554,640.00	477,989.28	(76,650.72)	3,721,246.00	3,193,986.91	(527,259.09)
06.010 Excess Rev & Oth Financing Sources over(under) Exp & Oth F	(285,504.00)	(235,382.23)	50,121.77	17,631.00	550,454.28	532,823.28
07.010 Cash Balance-July1 -Excluding Proposed Renew/Replace & New	0.00	11,382,150.83	11,382,150.83	0.00	10,596,314.32	10,596,314.32
07.020 Cash Balance June 30	(285,504.00)	11,146,768.60	11,432,272.60	17,631.00	11,146,768.60	11,129,137.60
08.010 Estimated Encumbrances June 30	0.00	848,350.70	848,350.70	0.00	848,350.70	848,350.70