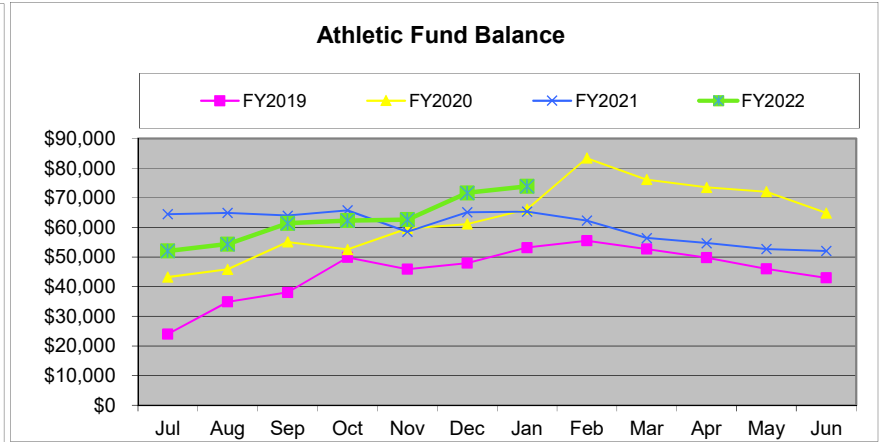
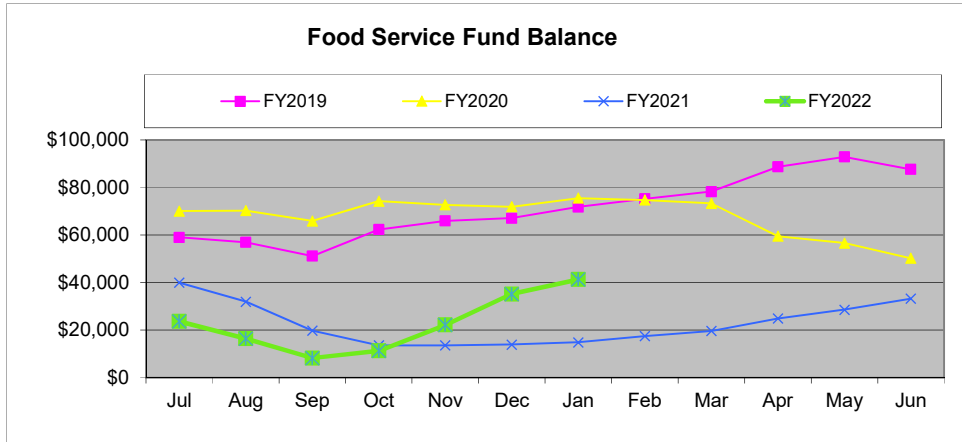


**Lucas Local Schools**  
Monthly Finance Report  
For the period ending: JAN 2022



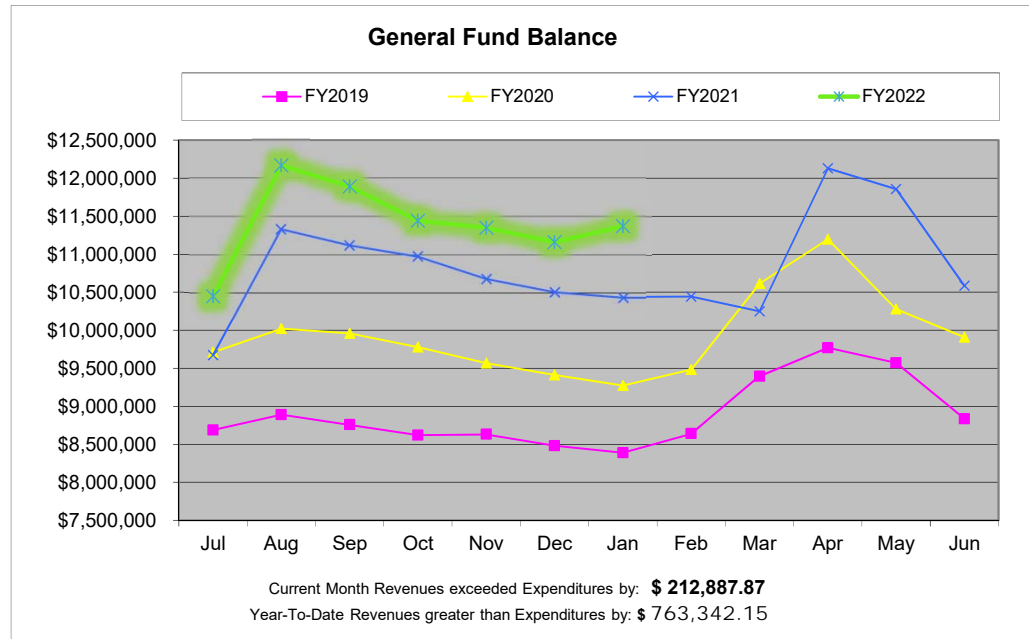
**PERMANENT IMPROVEMENT FUND (003):** \$ 1,086,929.64  
**CAPITAL PROJECTS FUND (070):** \$1,000,000.00  
**Expenditures Current Month:**  
 GARMANN-MILLER & ASSOC. (FUND 003) \$ 1,604.50  
 PO#5220204

**Total** \$ 1,604.50

**Open Purchase Orders:**  
 GARMANN-MILLER & ASSOC. (FUND 003) \$ 5,000.00  
 PO#5220500 (TRACK PROJECT)  
 STANDARD PLUMBING \$ 64,980.00  
 PO#5220463 - BOILER REPLACEMENT

**Total** \$ 69,980.00

**Amount Available for Projects:** \$ 2,016,949.64



**General Fund Information:**  
 Last Year ending cash balance June 30, 2021: \$10,583,589 Actual (updated 6/30/2021)  
 Forecasted Ending cash balance June 30, 2022: \$11,865,207 updated 05/18/2021  
 Forecasted Ending cash balance June 30, 2023: \$12,529,341 updated 05/18/2021  
 Forecasted Ending cash balance June 30, 2024: \$ 12,648,014 updated 05/18/2021  
 Forecasted Ending cash balance June 30, 2025: \$ 12,756,284 updated 05/18/2021

Gross Depository Balances:

Richland Bank General	\$148,035.00
Richland Bank Sweep	\$420,547.91
Richland Bank Payment	\$1,000.00
Richland Bank MM Savings	\$449,801.55
Star Ohio	\$9,260,766.09
Richland Bank Athletic	\$2,088.50

Total Depository Balances (Gross) \$10,282,239.05

Adjustments to Bank Balance:

Cash in Transit to Bank	\$0.00
Outstanding Checks	(\$27,343.05)
Adjustments:	
Athletic Checking	(\$2,088.50)

Total Adjustments to Bank Balance (\$29,431.55)

Investments:

Treasury Bonds and Notes	\$0.00
Certificate of Deposits	\$0.00
Other Securities	\$0.00
Other Investments:	
Richland Bank Investments (Cost Basis)	\$3,523,168.48

Total Investments \$3,523,168.48

Cash on Hand:

Petty Cash:	
BOARD OFFICE & ELEM PETTY CASH	\$100.00
HS & STUDENT ACT PETTY CASH	\$100.00
ATHLETICS PETTY CASH	\$500.00
FOOD SERVICE PETTY CASH	\$100.00
Change Cash:	
Cash with Fiscal Agent	\$0.00

Total Cash on Hand \$800.00

Total Balances \$13,776,775.98

Total Fund Balance \$13,776,775.98

Depository Clearance Accounts:

Total Clearance Account Balances \$0.00

Treasurer

## LUCAS LOCAL SCHOOL DISTRICT

### Cash Summary Report

FUND/SCC	Description	Initial Cash	MTD Received	FYTD Received	MTD Expended	FYTD Expended	Fund Balance	Encumbrance	Unencumbered Balance
001-0000	GENERAL FUND	\$ 10,583,589.32	\$ 593,815.27	\$ 4,312,410.36	\$ 385,638.10	\$ 3,529,452.66	\$ 11,366,547.02	\$ 801,527.46	\$ 10,565,019.56
001-9003	ECONOMIC DISADVANTAGED	14,345.63	(1,067.44)	8,520.80	0.00	980.00	21,886.43	0.00	21,886.43
001-9300	CASINO REVENUES SET ASIDE	(1,620.63)	16,498.10	32,755.96	10,719.96	59,912.31	(28,776.98)	8,120.05	(36,897.03)
003-9096	PERMANENT IMPROVEMENT	1,024,456.64	0.00	0.00	1,604.50	(62,473.00)	1,086,929.64	70,536.00	1,016,393.64
006-0000	FOOD SERVICES FUND	33,203.62	25,890.71	140,077.81	19,729.68	131,950.62	41,330.81	93,072.95	(51,742.14)
007-9001	SPECIAL TRUST - ELEM FACULTY	794.05	0.07	25.41	0.00	167.00	652.46	0.00	652.46
007-9003	SPECIAL TRUST - M.S. & H.S. FACULTY	157.02	0.01	25.10	0.00	65.00	117.12	0.00	117.12
007-9004	Cathy Gilbert Memorial	1,884.22	0.19	0.95	0.00	0.00	1,885.17	0.00	1,885.17
007-9011	MICHAEL C. FANELLO MEMORIAL SCHOLARSHIP	20,386.41	1.94	10.06	500.00	1,000.00	19,396.47	1,000.00	18,396.47
008-9095	ENDOWMENT FUND	9,787.74	0.98	4.88	0.00	0.00	9,792.62	500.00	9,292.62
008-9096	Scholarship fund Shelby Cooper	0.00	0.00	2,000.00	1,000.00	1,000.00	1,000.00	1,000.00	0.00
008-9099	ENDOWMENT-CHRISTINE WYKA SCHOLARSHIP	22,385.52	3.24	10,012.95	0.00	0.00	32,398.47	500.00	31,898.47
008-9100	LSSF SCHOLARSHIP FUND	5,000.33	0.00	1.14	0.00	5,000.00	1.47	0.00	1.47
018-9001	PUBLIC SCHOOL SUPPORT FUND - ELEMENTARY	7,596.25	0.00	721.16	200.00	1,138.00	7,179.41	0.00	7,179.41
018-9002	PUBLIC SCHOOL SUPPORT FUND - MIDDLE SCHOOL	1,427.70	0.00	0.00	0.00	270.00	1,157.70	4,890.00	(3,732.30)
018-9003	PUBLIC SCHOOL SUPPORT FUND - HIGH SCHOOL	3,322.22	0.00	1,400.08	18.24	1,149.90	3,572.40	1,480.00	2,092.40
018-9004	SUPT/TREAS FLOWER/FUNDRSR	20.88	0.00	135.00	0.00	50.00	105.88	0.00	105.88
019-9105	PARK NATIONAL BANK TEACHER GRANT M. WARNER	250.00	0.00	0.00	0.00	0.00	250.00	0.00	250.00
019-9501	Academic Booster's Mini Grant	1,057.74	0.00	0.00	0.00	0.00	1,057.74	0.00	1,057.74
019-9700	LUCAS LOCAL SCHOOL SUSTAINING FUND	10,023.18	8,000.00	26,001.63	2,108.30	25,417.91	10,606.90	2,252.27	8,354.63
020-0000	FARM	2,248.16	0.00	0.00	0.00	0.00	2,248.16	0.00	2,248.16
070-9021	CAPITAL PROJECTS FUND	1,000,000.00	0.00	0.00	0.00	0.00	1,000,000.00	0.00	1,000,000.00
200-9001	DRAMA CLUB-ELEMENTARY	86.56	0.00	0.00	0.00	0.00	86.56	0.00	86.56
200-9002	DRAMA CLUB-MIDDLE SCHOOL	665.08	0.00	0.00	0.00	0.00	665.08	0.00	665.08
200-9015	CLASS OF 2015	1,070.40	0.00	0.00	0.00	0.00	1,070.40	0.00	1,070.40
200-9016	CLASS OF 2016	1,679.92	0.00	0.00	0.00	1,679.92	0.00	0.00	0.00
200-9017	CLASS OF 2017	887.97	0.00	0.00	0.00	0.00	887.97	0.00	887.97
200-9018	CLASS OF 2018	1,112.23	0.00	0.00	0.00	0.00	1,112.23	0.00	1,112.23
200-9019	CLASS OF 2019	869.73	0.00	0.00	0.00	0.00	869.73	0.00	869.73
200-9020	CLASS OF 2020	0.00	0.00	0.00	0.00	0.00	0.00	0.00	0.00
200-9021	CLASS OF 2021	3,194.22	0.00	0.00	0.00	2,863.00	331.22	0.00	331.22
200-9022	CLASS OF 2022	1,073.84	52.00	2,956.81	0.00	1,795.00	2,235.65	1,800.00	435.65
200-9023	CLASS OF 2023	2,405.00	0.00	1,385.50	0.00	0.00	3,790.50	0.00	3,790.50
200-9024	CLASS OF 2024	620.00	0.00	700.00	0.00	0.00	1,320.00	0.00	1,320.00
200-9025	STUDENT MANAGED ACTIVITY	0.00	0.00	500.00	0.00	0.00	500.00	0.00	500.00

## LUCAS LOCAL SCHOOL DISTRICT

## Cash Summary Report

FUND/SCC	Description	Initial Cash	MTD Received	FYTD Received	MTD Expended	FYTD Expended	Fund Balance	Encumbrance	Unencumbered Balance
200-9125	FRENCH CLUB	\$ 1,151.71	\$ 0.00	\$ 0.00	\$ 0.00	\$ 0.00	\$ 1,151.71	\$ 0.00	\$ 1,151.71
200-9128	SPANISH CLUB	713.25	0.00	0.00	0.00	0.00	713.25	0.00	713.25
200-9144	DESTINATION IMAGINATION	64.16	0.00	0.00	0.00	0.00	64.16	0.00	64.16
200-9330	F F A	10,430.03	0.00	7,244.21	0.00	5,229.55	12,444.69	252.00	12,192.69
200-9440	MUSIC ACTIVITIES	9,757.64	0.00	1,768.10	0.00	539.72	10,986.02	513.74	10,472.28
200-9470	CHOIR	300.00	0.00	159.05	0.00	0.00	459.05	0.00	459.05
200-9611	ELEM STUDENT COUNCIL	2,027.61	28.60	970.29	59.67	503.35	2,494.55	30.33	2,464.22
200-9612	MIDDLE SCHOOL STUDENT COUNCIL	2,401.08	0.00	209.00	40.00	40.00	2,570.08	0.00	2,570.08
200-9613	HS STUDENT COUNCIL	3,339.76	0.00	1,400.00	0.00	713.47	4,026.29	807.00	3,219.29
200-9680	YEARBOOK	9,154.14	415.00	1,040.00	0.00	800.25	9,393.89	1,699.75	7,694.14
200-9690	NEWSPAPER	621.59	0.00	0.00	0.00	0.00	621.59	0.00	621.59
200-9710	LUCAS ACADEMIC HONOR SOCIETY	374.16	0.00	0.00	500.00	550.00	(175.84)	0.00	(175.84)
200-9810	LUCAS SCHOOLS PEP CLUB	632.60	0.00	0.00	0.00	0.00	632.60	0.00	632.60
300-9001	ELEM/MS LIBRARY	5,920.34	0.00	5,387.36	0.00	3,389.62	7,918.08	5,110.38	2,807.70
300-9003	HS LIBRARY	934.32	0.00	41.20	0.00	0.00	975.52	0.00	975.52
300-9500	ATHLETIC	52,069.22	6,873.40	62,279.83	4,671.99	40,508.18	73,840.87	35,369.03	38,471.84
300-9510	ATHLETICS - HS FOOTBALL	4,075.50	140.00	1,662.40	0.00	655.10	5,082.80	940.00	4,142.80
300-9511	ATHLETICS - MS FOOTBALL	87.67	0.00	0.00	0.00	0.00	87.67	0.00	87.67
300-9520	ATHLETICS - BOYS HS BASKETBALL	938.99	0.00	245.00	0.00	1,028.00	155.99	2,400.00	(2,244.01)
300-9521	ATHLETICS - BOYS MS BASKETBALL	98.61	0.00	0.00	0.00	0.00	98.61	0.00	98.61
300-9525	ATHLETICS - GIRLS HS BASKETBALL	581.80	0.00	0.00	0.00	544.00	37.80	0.00	37.80
300-9526	ATHLETICS - GIRLS MS BASKETBALL	52.44	0.00	0.00	0.00	0.00	52.44	0.00	52.44
300-9528	ATHLETICS - WRESTLING	3,900.11	0.00	0.00	0.00	0.00	3,900.11	0.00	3,900.11
300-9530	ATHLETICS - BASEBALL	819.63	0.00	4,700.00	0.00	0.00	5,519.63	1,085.00	4,434.63
300-9540	ATHLETICS - SOFTBALL	2,884.27	0.00	0.00	0.00	0.00	2,884.27	0.00	2,884.27
300-9550	ATHLETICS - HS VOLLEYBALL	1,776.97	0.00	1,116.00	0.00	2,113.18	779.79	0.00	779.79
300-9551	ATHLETICS - MS VOLLEYBALL	0.00	0.00	0.00	0.00	0.00	0.00	0.00	0.00
300-9553	ATHLETICS - HS CHEERLEADING	0.00	605.00	1,641.51	0.00	0.00	1,641.51	762.00	879.51
300-9554	ATHLETICS - MS CHEERLEADING	107.80	0.00	0.00	0.00	0.00	107.80	0.00	107.80
300-9560	ATHLETICS - HS CROSS COUNTRY	743.34	0.00	142.00	0.00	141.00	744.34	0.00	744.34
300-9561	ATHLETICS - MS CROSS COUNTRY	220.11	0.00	0.00	0.00	0.00	220.11	0.00	220.11
300-9570	ATHLETICS - HS TRACK & FIELD	2,262.99	0.00	165.00	0.00	0.00	2,427.99	0.00	2,427.99
300-9571	ATHLETICS - MS TRACK & FIELD	0.00	0.00	0.00	0.00	0.00	0.00	0.00	0.00
451-9021	eTech Ohio Connectivity Subsidy	0.00	0.00	0.00	0.00	0.00	0.00	0.00	0.00

## LUCAS LOCAL SCHOOL DISTRICT

### Cash Summary Report

FUND/SCC	Description	Initial Cash	MTD Received	FYTD Received	MTD Expended	FYTD Expended	Fund Balance	Encumbrance	Unencumbered Balance
451-9022	eTech Ohio Connectivity Subsidy	\$ 0.00	\$ 0.00	\$ 2,700.00	\$ 0.00	\$ 0.00	\$ 2,700.00	\$ 0.00	\$ 2,700.00
467-9020	Student Wellness and Success Fund FY20	10,554.63	0.00	0.00	0.00	0.00	10,554.63	10,554.63	0.00
467-9021	Student Wellness and Success Fund FY21	97,890.75	0.00	0.00	0.00	0.00	97,890.75	64,445.37	33,445.38
467-9022	Student Wellness and Success Fund FY21	0.00	0.00	0.00	1,000.00	1,000.00	(1,000.00)	10,000.00	(11,000.00)
499-9020	SCHOOL SAFETY GRANT	0.00	0.00	0.00	0.00	0.00	0.00	0.00	0.00
499-9021	SCHOOL SAFETY GRANT	2,055.39	0.00	0.00	0.00	2,055.39	0.00	0.00	0.00
499-9121	School Bus Purchase Program	0.00	0.00	0.00	0.00	0.00	0.00	0.00	0.00
507-9021	ESSER (Elem & Sec School Emergency Relief)	0.00	0.00	0.00	0.00	0.00	0.00	0.00	0.00
507-9022	ESSER II	0.00	0.00	162,246.95	6,112.64	185,584.87	(23,337.92)	6,995.00	(30,332.92)
507-9122	ARP ESSER	0.00	0.00	14,609.69	3,621.17	26,960.29	(12,350.60)	0.00	(12,350.60)
508-9021	GEER (Governor's Emergency Education Relief)	0.00	0.00	0.00	0.00	0.00	0.00	0.00	0.00
510-9021	CRF (Coronavirus Relief Fund)	0.00	0.00	0.00	0.00	0.00	0.00	0.00	0.00
510-9121	BroadBand Ohio Connectivity Grant	0.00	0.00	10,799.82	0.00	10,799.82	0.00	0.00	0.00
510-9221	CRF Rich Cty Commisioners	0.00	0.00	0.00	0.00	0.00	0.00	0.00	0.00
516-9020	IDEA FY-2020	0.00	0.00	0.00	0.00	0.00	0.00	0.00	0.00
516-9021	IDEA FY-2021	0.00	0.00	2,404.18	0.00	9,132.78	(6,728.60)	0.00	(6,728.60)
516-9022	IDEA FY-2021	0.00	0.00	43,494.85	8,251.25	64,438.82	(20,943.97)	10,000.00	(30,943.97)
572-9021	TITLE I FY-2021	0.00	0.00	0.00	0.00	(1,067.15)	1,067.15	1,067.15	0.00
572-9022	TITLE I FY-2021	0.00	0.00	18,602.71	4,035.51	26,918.17	(8,315.46)	0.00	(8,315.46)
572-9122	TITLE I DISADVANTAGED CHILDREN	0.00	0.00	2,079.29	0.00	2,079.29	0.00	0.00	0.00
584-9022	TITLE IV, PART A STUDENT SUPPORT AND ACADEM ENRICH	0.00	0.00	7,500.00	(1,000.00)	9,000.00	(1,500.00)	0.00	(1,500.00)
587-9021	ECSE FY-2021	0.00	0.00	4,538.69	0.00	4,538.69	0.00	0.00	0.00
587-9022	ECSE FY-2021	0.00	0.00	0.00	0.00	0.00	0.00	2,255.45	(2,255.45)
590-9021	TITLE II-A FY-2021	0.00	0.00	0.00	0.00	0.00	0.00	0.00	0.00
590-9022	TITLE II-A FY-2021	0.00	0.00	9,362.64	2,662.80	14,688.24	(5,325.60)	0.00	(5,325.60)
599-9021	TITLE IV-A Student Sprt & Acad Enrichment	0.00	0.00	0.00	0.00	0.00	0.00	0.00	0.00
599-9022	TITLE IV-A Student Sprt & Acad Enrichment	0.00	0.00	0.00	0.00	0.00	0.00	0.00	0.00
599-9917	REAP 7/1/2021-09/30/2022	0.00	0.00	0.00	0.00	0.00	0.00	0.00	0.00
599-9920	EPA Clean Diesel Rebate Program CFDA 66.039	0.00	0.00	0.00	0.00	0.00	0.00	0.00	0.00
599-9922	REAP 7/1/2020-09/30/2021	0.00	0.00	33,487.50	0.00	33,487.50	0.00	1,500.00	(1,500.00)
<b>Grand Total</b>		<b>\$ 12,982,923.56</b>	<b>\$ 651,257.07</b>	<b>\$ 4,941,642.87</b>	<b>\$ 451,473.81</b>	<b>\$ 4,147,790.45</b>	<b>\$ 13,776,775.98</b>	<b>\$ 1,142,465.56</b>	<b>\$ 12,634,310.42</b>

## Lucas Local School District Investment Report

<b>Invest #</b>	<b>Issue Date</b>	<b>Maturity Date</b>	<b>Description</b>	<b>Interest Rate</b>	<b>Invested Amount</b>
1097	2/28/2018	2/28/2023	Ohio Valley Bank CD 677721CS9	2.600%	\$ 25,000.00
1110	3/21/2019	3/21/2022	Ally Bank CD 02007GJD6	2.700%	\$ 235,000.00
1093	10/13/2017	10/13/2022	Synchrony Bank CD 87165ENW3	2.350%	\$ 50,000.00
1096	1/10/2018	1/10/2023	Wells Fargo CD 979763MM5	2.600%	\$ 50,000.00
2101	8/11/2021	2/17/2023	Goldman Sachs Bk USA	0.200%	\$ 150,000.00
2102	8/11/2021	2/27/2023	UBS Bk USA Salt Lake City UT	0.200%	\$ 150,000.00
2112	10/1/2021	10/10/2023	Synchrony Bank CD 87165he63	0.400%	\$ 198,000.00
1094	12/5/2017	12/5/2022	American Express Centurion CD 02587D2Q0	2.500%	\$ 200,000.00
1095	12/15/2017	12/15/2022	First NE Bank Nebraska CD 33583FAC6	2.250%	\$ 200,000.00
2110	9/9/2021	9/8/2023	Industrial & Colm Bk China 45581ECQ2	0.250%	\$ 200,000.00
2113	9/15/2021	9/15/2023	Vertex Cmnty Bk NA Dallas 923450cp3	0.200%	\$ 200,000.00
2114	11/18/2021	11/24/2023	Capital One Natl Assn Va	0.500%	\$ 200,000.00
2111	9/15/2021	12/15/2023	Bank Ozk 06417nb69	0.180%	\$ 200,000.00
1098	3/6/2018	3/6/2023	State Bank of India ny 856285JS1	3.000%	\$ 225,000.00
1208	9/20/2019	9/20/2022	BMW Bank North America 05580ASH8	1.850%	\$ 235,000.00
2112	9/15/2021	9/15/2022	BankUnited Natl Assn Miami 066519RG6	0.100%	\$ 248,000.00
1090	8/31/2017	2/28/2022	Bridgewater Bank Bloom MN 108622FX4	1.900%	\$ 250,000.00
1087	8/16/2014	8/23/2022	Sallie Mae Bank/SAL 795450D36	2.335%	\$ 250,000.00
1091	9/1/2017	9/1/2022	Discover Bank CD 254673BE5	2.300%	\$ 250,000.00

Start Date: 01012022

End Date: 01312022

## LUCAS LOCAL SCHOOL DISTRICT MONTHLY CHECK REGISTER

Check Number	Type	Date	Name	Vendor #	Status	Reconcile Date	Void Date	Amount
0	PAYROLL	1/7/2022	LUCAS LOCAL SCHOOL DISTRICT		RECONCILED	1/7/2022		\$ 144,814.90
0	PAYROLL	1/21/2022	LUCAS LOCAL SCHOOL DISTRICT		RECONCILED	1/21/2022		140,034.49
0	ACCOUNTS_PAYABLE	1/31/2022	BUREAU OF WORKER'S COMP	902008	RECONCILED	1/31/2022		995.00
0	ACCOUNTS_PAYABLE	1/31/2022	CENTURYLINK	131227	RECONCILED	1/31/2022		57.84
0	ACCOUNTS_PAYABLE	1/31/2022	DIRECT ENERGY BUSINESS	931258	RECONCILED	1/31/2022		1,492.99
0	ACCOUNTS_PAYABLE	1/31/2022	FIRELANDS ELECTRIC COOP	988500	RECONCILED	1/31/2022		428.14
0	ACCOUNTS_PAYABLE	1/31/2022	HILLYARD OHIO	232220	RECONCILED	1/31/2022		602.92
0	ACCOUNTS_PAYABLE	1/31/2022	LOWE'S CREDIT SERVICES	165615	RECONCILED	1/31/2022		173.46
0	ACCOUNTS_PAYABLE	1/31/2022	OHIO.NET INTERNET PROVIDERS	931559	RECONCILED	1/31/2022		179.48
0	ACCOUNTS_PAYABLE	1/21/2022	RICHLAND BANK	900300	RECONCILED	1/21/2022		4,298.72
0	ACCOUNTS_PAYABLE	1/31/2022	RICHLAND BANK	900300	RECONCILED	1/31/2022		2,500.00
0	ACCOUNTS_PAYABLE	1/31/2022	PITNEY BOWES	997301	RECONCILED	1/31/2022		450.15
0	ACCOUNTS_PAYABLE	1/7/2022	SCHOOL EMPLOYEES RETIREMENT	902003	RECONCILED	1/7/2022		6,441.00
0	ACCOUNTS_PAYABLE	1/21/2022	SCHOOL EMPLOYEES RETIREMENT	902003	RECONCILED	1/21/2022		9,179.63
0	ACCOUNTS_PAYABLE	1/31/2022	SPECTRUM COMMUNICATIONS	902009	RECONCILED	1/31/2022		268.88
0	ACCOUNTS_PAYABLE	1/7/2022	STATE TEACHERS RETIREMENT SYST	902002	RECONCILED	1/7/2022		17,214.00
0	ACCOUNTS_PAYABLE	1/21/2022	STATE TEACHERS RETIREMENT SYST	902002	RECONCILED	1/21/2022		19,960.90
0	ACCOUNTS_PAYABLE	1/31/2022	US Bank One Card	131127	RECONCILED	1/31/2022		2,333.48
22138	ACCOUNTS_PAYABLE	1/7/2022	ADVANCE AUTO PARTS	45800	RECONCILED	1/18/2022		13.17
22139	ACCOUNTS_PAYABLE	1/7/2022	EJ THERAPY INC	396559	RECONCILED	1/11/2022		6,654.75
22140	ACCOUNTS_PAYABLE	1/7/2022	GALION H.S. ATHLETIC DEPT.	396544	RECONCILED	1/11/2022		250.00
22141	ACCOUNTS_PAYABLE	1/7/2022	GIONINIO'S PIZZA	397180	RECONCILED	1/18/2022		45.40
22142	ACCOUNTS_PAYABLE	1/7/2022	GOOD VIEW LAWN CARE	131773	RECONCILED	1/12/2022		180.00
22143	ACCOUNTS_PAYABLE	1/7/2022	KIMBALL MIDWEST	397105	RECONCILED	1/11/2022		16.18
22144	ACCOUNTS_PAYABLE	1/7/2022	KOORSEN FIRE & SECURITY	396614	RECONCILED	1/13/2022		330.80
22145	ACCOUNTS_PAYABLE	1/7/2022	Lifer, Larry	396800	RECONCILED	1/21/2022		146.25
22146	ACCOUNTS_PAYABLE	1/7/2022	MAXIM HEALTHCARE SERVICES	131600	RECONCILED	1/11/2022		2,850.00
22147	ACCOUNTS_PAYABLE	1/7/2022	NCOCC	205075	RECONCILED	1/21/2022		144.00
22148	ACCOUNTS_PAYABLE	1/7/2022	PETERS, KALIAL & MARKAKIS	183088	RECONCILED	1/11/2022		2,633.00
22149	ACCOUNTS_PAYABLE	1/7/2022	GABRIELLE SMITH	252599	OUTSTANDING			1,000.00
22150	ACCOUNTS_PAYABLE	1/7/2022	STANTONS SHEET MUSIC	257255	RECONCILED	1/11/2022		148.27
22151	ACCOUNTS_PAYABLE	1/7/2022	VILLAGE OF LUCAS	276380	RECONCILED	1/11/2022		6,919.00
22152	ACCOUNTS_PAYABLE	1/13/2022	ALFRED NICKLES BAKERY	204500	RECONCILED	1/20/2022		104.78
22153	ACCOUNTS_PAYABLE	1/13/2022	CINTAS CORPORATION #003	131183	RECONCILED	1/19/2022		88.14
22154	ACCOUNTS_PAYABLE	1/13/2022	COLUMBIA GAS	55990	RECONCILED	1/25/2022		1,503.92
22155	ACCOUNTS_PAYABLE	1/13/2022	FAMOUS ENTERPRISES	84375	RECONCILED	1/19/2022		425.26
22156	ACCOUNTS_PAYABLE	1/13/2022	GARMANN-MILLER & ASSOC.	131538	RECONCILED	1/19/2022		1,604.50
22157	ACCOUNTS_PAYABLE	1/13/2022	GORDON FOOD SERVICE	105225	RECONCILED	1/25/2022		5,484.08
22158	ACCOUNTS_PAYABLE	1/13/2022	GRAINGER INC	105375	RECONCILED	1/19/2022		100.45

Start Date: 01012022

End Date: 01312022

## LUCAS LOCAL SCHOOL DISTRICT MONTHLY CHECK REGISTER

Check Number	Type	Date	Name	Vendor #	Status	Reconcile Date	Void Date	Amount
22159	ACCOUNTS_PAYABLE	1/13/2022	COMDOC, INC.	178795	RECONCILED	1/20/2022		\$ 663.45
22160	ACCOUNTS_PAYABLE	1/13/2022	MID OHIO TROPHY & AWARDS	189750	RECONCILED	1/24/2022		12.00
22161	ACCOUNTS_PAYABLE	1/13/2022	MONROE TOWNSHIP	195950	RECONCILED	1/26/2022		1,500.00
22162	ACCOUNTS_PAYABLE	1/13/2022	JESSICA REZNIK	223151	OUTSTANDING			750.00
22163	ACCOUNTS_PAYABLE	1/13/2022	RIGHTWAY FOOD SERVICE	397070	RECONCILED	1/20/2022		4,281.87
22164	ACCOUNTS_PAYABLE	1/13/2022	RUMPKE OF OHIO, INC.	131247	RECONCILED	1/19/2022		1,514.93
22165	ACCOUNTS_PAYABLE	1/13/2022	ETHAN SAUDER	235286	OUTSTANDING			250.00
22166	ACCOUNTS_PAYABLE	1/13/2022	SMITHFOODS INC	252305	RECONCILED	1/24/2022		1,631.99
22167	ACCOUNTS_PAYABLE	1/21/2022	ABSOLUTE PEST CONTROL	131381	OUTSTANDING			63.00
22168	ACCOUNTS_PAYABLE	1/21/2022	CARDINAL BUS SALES	396769	RECONCILED	1/25/2022		559.73
22169	ACCOUNTS_PAYABLE	1/21/2022	ESC OF CENTRAL OHIO	397294	RECONCILED	1/25/2022		5,027.25
22170	ACCOUNTS_PAYABLE	1/21/2022	FINALFORMS	131557	RECONCILED	1/26/2022		2,763.50
22171	ACCOUNTS_PAYABLE	1/21/2022	G & L SUPPLY CO	96450	RECONCILED	1/26/2022		122.04
22172	ACCOUNTS_PAYABLE	1/21/2022	INTERSTATE BATTERY N.C.O	132195	RECONCILED	1/25/2022		143.30
22173	ACCOUNTS_PAYABLE	1/21/2022	MANSFIELD CHRISTIAN SCH	172895	OUTSTANDING			150.00
22174	ACCOUNTS_PAYABLE	1/21/2022	MAXIM HEALTHCARE SERVICES	131600	RECONCILED	1/27/2022		2,900.00
22175	ACCOUNTS_PAYABLE	1/21/2022	OHIO STATE UNIVERSITY	207975	RECONCILED	1/28/2022		106.88
22176	ACCOUNTS_PAYABLE	1/21/2022	PIONEER CAREER &	212145	RECONCILED	1/25/2022		47.50
22177	ACCOUNTS_PAYABLE	1/21/2022	School Health Corporation	396875	RECONCILED	1/25/2022		109.55
22178	ACCOUNTS_PAYABLE	1/21/2022	SPIRE ADVERTISING	256557	RECONCILED	1/25/2022		2,906.55
22179	ACCOUNTS_PAYABLE	1/21/2022	TRUCK SALES & SERVICE, INC.	116090	RECONCILED	1/25/2022		315.83
22180	ACCOUNTS_PAYABLE	1/21/2022	WASHINGTON AUTO PARTS MANSFIELD LLC	397311	RECONCILED	1/27/2022		191.01
22181	ACCOUNTS_PAYABLE	1/21/2022	STARK COUNTY COG	397268	RECONCILED	1/25/2022		259.70
22182	ACCOUNTS_PAYABLE	1/28/2022	ADVANCE AUTO PARTS	45800	OUTSTANDING			209.93
22183	ACCOUNTS_PAYABLE	1/28/2022	CDW-G	396372	OUTSTANDING			10,665.00
22184	ACCOUNTS_PAYABLE	1/28/2022	G & L SUPPLY CO	96450	OUTSTANDING			1,257.98
22185	ACCOUNTS_PAYABLE	1/28/2022	GRAINGER INC	105375	OUTSTANDING			56.30
22186	ACCOUNTS_PAYABLE	1/28/2022	KIMBALL MIDWEST	397105	OUTSTANDING			168.77
22187	ACCOUNTS_PAYABLE	1/28/2022	LEARNWELL	162450	OUTSTANDING			59.85
22188	ACCOUNTS_PAYABLE	1/28/2022	NOREDINK CORP	131734	OUTSTANDING			1,500.00
22189	ACCOUNTS_PAYABLE	1/28/2022	NUHOP CENTER FOR	396617	OUTSTANDING			7,790.00
22190	ACCOUNTS_PAYABLE	1/28/2022	Treasurer State of Ohio	101112	OUTSTANDING			300.00
22191	ACCOUNTS_PAYABLE	1/28/2022	SCHOOL SPECIALTY	238220	OUTSTANDING			384.45
22192	ACCOUNTS_PAYABLE	1/28/2022	T A C	266500	OUTSTANDING			64.98

**Grand Total****\$ 430,795.27**



**LUCAS LOCAL SCHOOL DISTRICT**  
**Monthly Summary of Revenues by Fund**

Fund	Description	FYTD Receivable	FYTD Actual Receipts	MTD Actual Receipts	FYTD Balance Receivable	FYTD Percent Receivable
001	GENERAL	\$ 7,744,179.49	\$ 4,353,687.12	\$ 609,245.93	\$ 3,390,492.37	56.22 %
003	PERMANENT IMPROVEMENT	0.00	0.00	0.00	0.00	0.00
006	FOOD SERVICE	200,573.00	140,077.81	25,890.71	60,495.19	69.84
007	SPECIAL TRUST	47.00	61.52	2.21	(14.52)	130.89
008	ENDOWMENT	3,555.00	12,018.97	4.22	(8,463.97)	338.09
018	PUBLIC SCHOOL SUPPORT	21,583.00	2,256.24	0.00	19,326.76	10.45
019	OTHER GRANT	47,717.00	26,001.63	8,000.00	21,715.37	54.49
020	SPECIAL ENTERPRISE FUND	251.84	0.00	0.00	251.84	0.00
070	CAPITAL PROJECTS	75,000.00	0.00	0.00	75,000.00	0.00
200	STUDENT MANAGED ACTIVITY	17,775.00	18,332.96	495.60	(557.96)	103.14
300	DISTRICT MANAGED ACTIVITY	85,830.00	77,380.30	7,618.40	8,449.70	90.16
451	DATA COMMUNICATION FUND	5,400.00	2,700.00	0.00	2,700.00	50.00
467	Student Wellness and Success Fund	107,632.80	0.00	0.00	107,632.80	0.00
499	MISCELLANEOUS STATE GRANT FUND	0.00	0.00	0.00	0.00	0.00
507	ELEMENTARY AND SECONDARY SCHOOL EMERGENCY RELIEF FUND	331,563.89	176,856.64	0.00	154,707.25	53.34
508	GOVERNOR'S EMERGENCY EDUCATION RELIEF FUND	0.00	0.00	0.00	0.00	0.00
510	CORONA VIRUS RELIEF FUND	0.00	10,799.82	0.00	(10,799.82)	0.00
516	IDEA PART B GRANTS	117,724.65	45,899.03	0.00	71,825.62	38.99
572	TITLE I DISADVANTAGED CHILDREN	81,902.87	20,682.00	0.00	61,220.87	25.25
584	TITLE IV, PART A STUDENT SUPP AND ACADEMIC ENRICH	10,000.00	7,500.00	0.00	2,500.00	75.00
587	IDEA PRESCHOOL-HANDICAPPED	2,255.45	4,538.69	0.00	(2,283.24)	201.23
590	IMPROVING TEACHER QUALITY	16,737.40	9,362.64	0.00	7,374.76	55.94
599	MISCELLANEOUS FED. GRANT FUND	35,598.00	33,487.50	0.00	2,110.50	94.07
<b>Grand Total</b>		<b>\$ 8,905,326.39</b>	<b>\$ 4,941,642.87</b>	<b>\$ 651,257.07</b>	<b>\$ 3,963,683.52</b>	

## LUCAS LOCAL SCHOOL DISTRICT

### Spending Plan Summary

ODE Line Number	Monthly Estimate	Monthly Actual	Monthly Difference	FYTEstimate	FYTDActual	FYTDDifference
01.010 General Property (Real Estate)	\$ 0.00	\$ 0.00	\$ 0.00	\$ 779,741.00	\$ 742,677.04	\$ (37,063.96)
01.020 Tangible Personal Property Tax	4,254.00	0.00	(4,254.00)	1,107,843.00	1,126,530.02	18,687.02
01.030 Income Tax	0.00	0.00	0.00	0.00	0.00	0.00
01.035 Unrestricted Grants-in-Aid	214,380.00	525,078.47	310,698.47	1,497,650.00	1,856,340.03	358,690.03
01.040 Restricted Grants-in-Aid	2,985.00	81,973.32	78,988.32	17,825.00	107,428.13	89,603.13
01.045 Restricted Federal Grants-in-Aid - SFSF	0.00	0.00	0.00	0.00	0.00	0.00
01.050 Property Tax Allocation	4,267.00	0.00	(4,267.00)	171,124.00	156,866.63	(14,257.37)
01.060 All Other Operating Revenue	31,534.00	2,194.14	(29,339.86)	422,114.00	321,785.03	(100,328.97)
01.070 Total Revenue	257,420.00	609,245.93	351,825.93	3,996,297.00	4,311,626.88	315,329.88
02.010 Proceeds from Sale of Notes	0.00	0.00	0.00	0.00	0.00	0.00
02.020 State Emergency Loans & Advancements (Approved)	0.00	0.00	0.00	0.00	0.00	0.00
02.040 Operating Transfers-In	0.00	0.00	0.00	0.00	0.00	0.00
02.050 Advances-In	0.00	0.00	0.00	0.00	17,742.69	17,742.69
02.060 All Other Financial Sources	0.00	0.00	0.00	0.00	24,317.55	24,317.55
02.070 Total Other Financing Sources	0.00	0.00	0.00	0.00	42,060.24	42,060.24
<b>02.080 Total Revenues and Other Financing Sources</b>	<b>257,420.00</b>	<b>609,245.93</b>	<b>351,825.93</b>	<b>3,996,297.00</b>	<b>4,353,687.12</b>	<b>357,390.12</b>
03.010 Personal Services	237,508.00	268,843.08	31,335.08	2,042,284.00	1,958,835.45	(83,448.55)
03.020 Employees' Retirement/Insurance Benefits	96,008.00	55,128.74	(40,879.26)	696,086.00	685,837.55	(10,248.45)
03.030 Purchased Services	138,760.00	52,382.18	(86,377.82)	949,970.00	542,832.00	(407,138.00)
03.040 Supplies and Materials	41,149.00	19,523.04	(21,625.96)	309,933.00	292,634.90	(17,298.10)
03.050 Capital Outlay	17,430.00	54.96	(17,375.04)	194,156.00	30,618.21	(163,537.79)
03.060 Intergovernmental	0.00	0.00	0.00	0.00	0.00	0.00
04.010 Debt Service: All Principal (Historical)	0.00	0.00	0.00	0.00	0.00	0.00
04.020 Debt Service: Principal-Notes	0.00	0.00	0.00	0.00	0.00	0.00
04.030 Debt Service: Principal - State Loans	5,638.00	0.00	(5,638.00)	65,310.00	0.00	(65,310.00)
04.040 Debt Service: Principal - State Advancements	0.00	0.00	0.00	0.00	0.00	0.00
04.050 Debt Service: Principal - HB 264 Loans	0.00	0.00	0.00	0.00	37,000.00	37,000.00
04.055 Debt Service: Principal - Other	0.00	0.00	0.00	0.00	0.00	0.00
04.060 Debt Service: Interest and Fiscal Charges	0.00	0.00	0.00	0.00	260.99	260.99
04.300 Other Objects	0.00	426.06	426.06	0.00	42,325.87	42,325.87
04.500 Total Expenditures	536,493.00	396,358.06	(140,134.94)	4,257,739.00	3,590,344.97	(667,394.03)
05.010 Operational Transfers - Out	0.00	0.00	0.00	0.00	0.00	0.00
05.020 Advances - Out	0.00	0.00	0.00	0.00	0.00	0.00
05.030 All Other Financing Uses	0.00	0.00	0.00	0.00	0.00	0.00
05.040 Total Other Financing Uses	0.00	0.00	0.00	0.00	0.00	0.00
<b>05.050 Total Expenditure and Other Financing Uses</b>	<b>536,493.00</b>	<b>396,358.06</b>	<b>(140,134.94)</b>	<b>4,257,739.00</b>	<b>3,590,344.97</b>	<b>(667,394.03)</b>
<b>06.010 Excess Rev &amp; Oth Financing Sources over(under) Exp &amp; Oth F</b>	<b>(279,073.00)</b>	<b>212,887.87</b>	<b>491,960.87</b>	<b>(261,442.00)</b>	<b>763,342.15</b>	<b>1,024,784.15</b>
07.010 Cash Balance-July1 -Excluding Proposed Renew/Replace & New	0.00	11,146,768.60	11,146,768.60	0.00	10,596,314.32	10,596,314.32
07.020 Cash Balance June 30	(279,073.00)	11,359,656.47	11,638,729.47	(261,442.00)	11,359,656.47	11,621,098.47
08.010 Estimated Encumbrances June 30	0.00	809,647.51	809,647.51	0.00	809,647.51	809,647.51