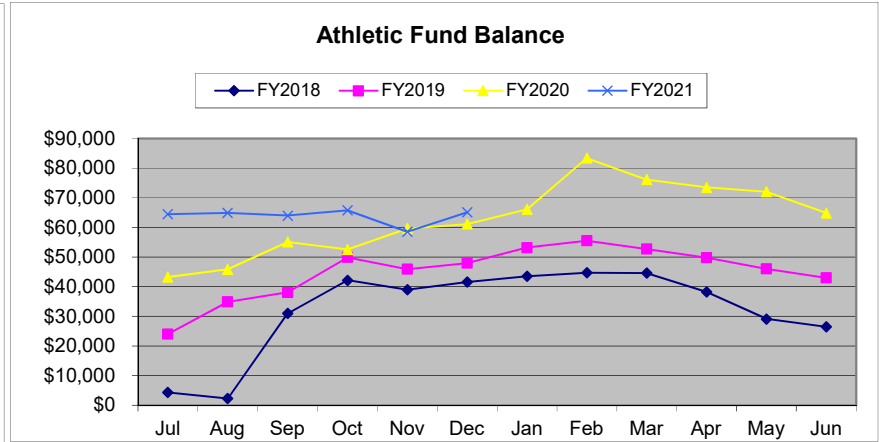
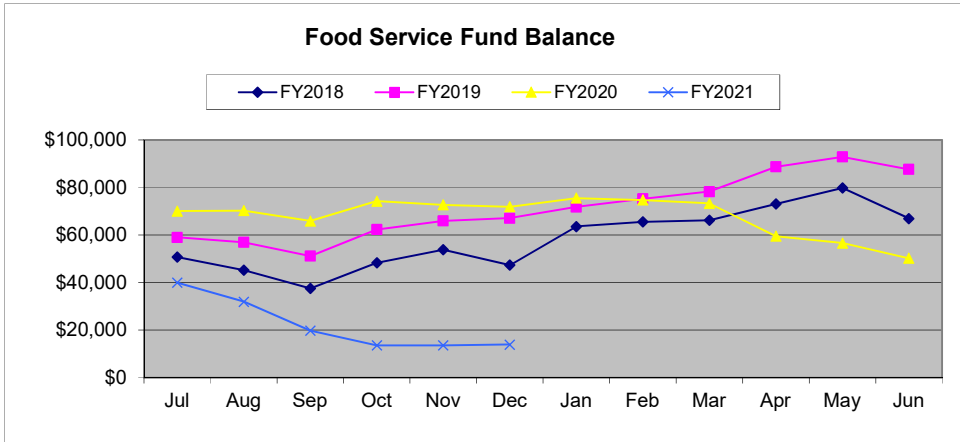


Lucas Local Schools
Monthly Finance Report
For the period ending: December 31, 2020



Permanent Improvement Fund Balance: \$ 1,111,119.64

Expenditures Current Month:

Agricultural Design (retainer on football field)	\$ 10,000.00
Garmann/Miller - (Master Planning process)	\$ 4,070.00

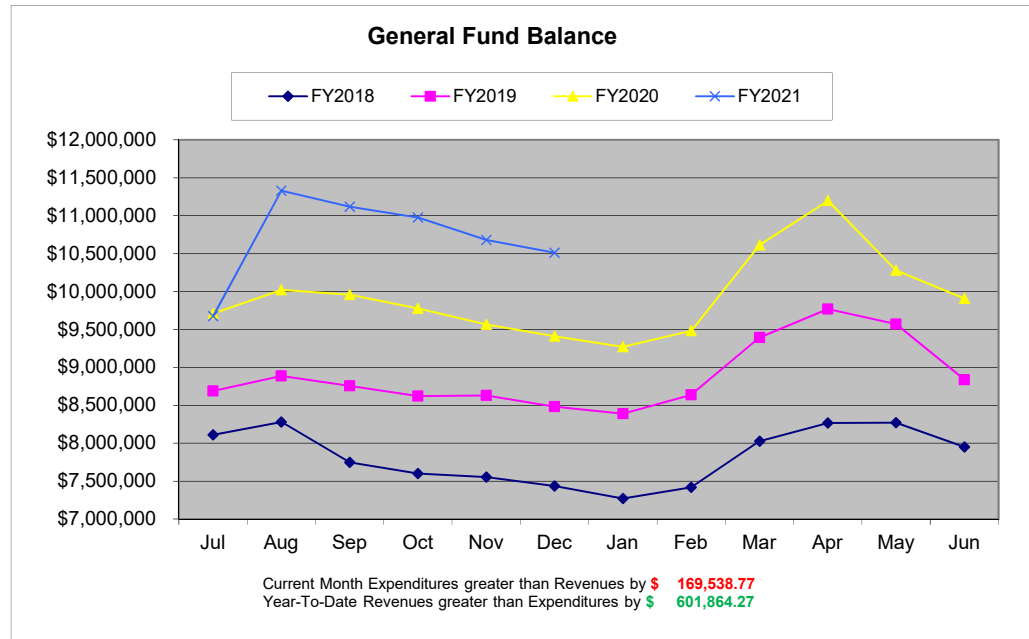
Total \$ 14,070.00

Open Purchase Orders:

5200557 - Garmann/Miller Football Field Project	\$ 1,400.00
5200571 - Garmann/Miller Storage Building Project	\$ 9,000.00
5200618 - Agricultural Design (Football Field)	\$ 10,000.00
5210235 - Garmann/Miller Master Planning	\$ 24,190.00
5210407 - Air Purification System	\$ 76,600.00

Total \$ 121,190.00

Amount Available for Projects: \$ 989,929.64



Current Month Expenditures greater than Revenues by \$ 169,538.77
Year-To-Date Revenues greater than Expenditures by \$ 601,864.27

General Fund Information:

Last Year ending cash balance June 30, 2020:	\$ 9,946,013	Actual (updated 6/30/2020)
Forecasted Ending cash balance June 30, 2021:	\$10,071,482	updated 11/03/2020
Forecasted Ending cash balance June 30, 2022:	\$10,361,164	updated 11/03/2020
Forecasted Ending cash balance June 30, 2023:	\$10,305,096	updated 11/03/2020
Forecasted Ending cash balance June 30, 2024:	\$ 9,680,040	updated 11/03/2020
Forecasted Ending cash balance June 30, 2025:	\$ 9,044,169	updated 11/03/2020

Gross Depository Balances:

Richland Bank General	\$148,000.00
Richland Bank Sweep	\$86,664.79
Richland Bank Payment	\$1,000.00
Richland Bank MM Savings	\$75,601.25
Star Ohio	\$7,452,983.98
Richland Bank Athletic	\$895.50

Total Depository Balances (Gross) \$7,765,145.52

Adjustments to Bank Balance:

Cash in Transit to Bank	\$0.00
Outstanding Checks	(\$10,888.27)
Adjustments:	
Athletic Checking	(\$895.50)

Total Adjustments to Bank Balance (\$11,783.77)

Investments:

Treasury Bonds and Notes	\$0.00
Certificate of Deposits	\$0.00
Other Securities	\$0.00
Other Investments:	
Richland Bank Investments (Cost Basis)	\$4,181,676.19

Total Investments \$4,181,676.19

Cash on Hand:

Petty Cash:	
Board Office Petty Cash	\$50.00
Change Funds - Buildings/Cafeteria	\$300.00
Change Funds - Athletic	\$1,500.00
Change Cash:	
Cash with Fiscal Agent	\$0.00

Total Cash on Hand \$1,850.00

Total Balances \$11,936,887.94

Total Fund Balance \$11,936,887.94

Depository Clearance Accounts:

Total Clearance Account Balances \$0.00

Treasurer

LUCAS LOCAL SCHOOL DISTRICT

Cash Summary Report

FUND/SCC	Description	Initial Cash	MTD Received	FYTD Received	MTD Expended	FYTD Expended	Fund Balance	Encumbrance	Unencumbered Balance
001-0000	GENERAL FUND	\$ 9,899,383.34	\$ 291,916.50	\$ 3,805,327.94	\$ 461,941.91	\$ 3,209,046.47	\$ 10,495,664.81	\$ 996,429.43	\$ 9,499,235.38
001-9003	ECONOMIC DISADVANTAGED	0.00	1,598.04	9,588.11	30.40	2,882.40	6,705.71	55.00	6,650.71
001-9300	CASINO REVENUES SET ASIDE	9,629.84	0.00	7,617.99	1,081.00	8,740.90	8,506.93	8,443.98	62.95
003-9096	PERMANENT IMPROVEMENT	1,257,592.35	0.00	71,068.04	14,070.00	217,540.75	1,111,119.64	109,790.00	1,001,329.64
006-0000	FOOD SERVICES FUND	50,219.61	14,516.64	53,445.22	14,138.65	89,766.70	13,898.13	129,540.14	(115,642.01)
007-9001	SPECIAL TRUST - ELEM FACULTY	792.93	0.08	0.80	0.00	0.00	793.73	0.00	793.73
007-9003	SPECIAL TRUST - M.S. & H.S. FACULTY	156.79	0.02	0.17	0.00	0.00	156.96	0.00	156.96
007-9004	Cathy Gilbert Memorial	1,881.55	0.19	1.89	0.00	0.00	1,883.44	0.00	1,883.44
007-9011	MICHAEL C. FANELLO MEMORIAL SCHOLARSHIP	20,857.01	2.04	21.00	500.00	500.00	20,378.01	1,000.00	19,378.01
008-9095	ENDOWMENT FUND	10,273.40	1.03	10.36	0.00	0.00	10,283.76	500.00	9,783.76
008-9096	Scholarship fund Shelby Cooper	0.00	0.00	0.00	0.00	0.00	0.00	1,500.00	(1,500.00)
008-9099	ENDOWMENT-CHRISTINE WYKA SCHOLARSHIP	22,853.14	2.29	23.06	0.00	0.00	22,876.20	500.00	22,376.20
008-9100	LSSF SCHOLARSHIP FUND	2,501.15	0.13	1.28	0.00	1,250.00	1,252.43	1,250.00	2.43
018-9001	PUBLIC SCHOOL SUPPORT FUND - ELEMENTARY	8,588.94	6.72	512.30	0.00	500.60	8,600.64	1,372.08	7,228.56
018-9002	PUBLIC SCHOOL SUPPORT FUND - MIDDLE SCHOOL	1,884.50	0.00	0.00	0.00	56.00	1,828.50	490.00	1,338.50
018-9003	PUBLIC SCHOOL SUPPORT FUND - HIGH SCHOOL	1,451.87	0.00	1,823.37	0.00	103.00	3,172.24	1,405.00	1,767.24
018-9004	SUPT/TREAS FLOWER/FUNDRSR	64.83	0.00	0.00	63.95	63.95	0.88	86.05	(85.17)
019-9105	PARK NATIONAL BANK TEACHER GRANT M. WARNER	250.00	0.00	0.00	0.00	0.00	250.00	0.00	250.00
019-9106	PARK NATIONAL BANK TEACHER GRANT C. IRWIN	0.00	0.00	0.00	0.00	0.00	0.00	0.00	0.00
019-9501	Academic Booster's Mini Grant	1,057.74	0.00	0.00	0.00	0.00	1,057.74	0.00	1,057.74
019-9700	LUCAS LOCAL SCHOOL SUSTAINING FUND	7,763.89	0.00	49,463.87	330.85	49,770.12	7,457.64	0.00	7,457.64
020-0000	FARM	2,248.16	0.00	0.00	0.00	0.00	2,248.16	0.00	2,248.16
200-9001	DRAMA CLUB-ELEMENTARY	86.56	0.00	0.00	0.00	0.00	86.56	0.00	86.56
200-9002	DRAMA CLUB-MIDDLE SCHOOL	665.08	0.00	0.00	0.00	0.00	665.08	0.00	665.08
200-9014	CLASS OF 2014	0.00	0.00	0.00	0.00	0.00	0.00	0.00	0.00
200-9015	CLASS OF 2015	1,070.40	0.00	0.00	0.00	0.00	1,070.40	1,070.40	0.00
200-9016	CLASS OF 2016	1,679.92	0.00	0.00	0.00	0.00	1,679.92	0.00	1,679.92
200-9017	CLASS OF 2017	887.97	0.00	0.00	0.00	0.00	887.97	0.00	887.97
200-9018	CLASS OF 2018	1,112.23	0.00	0.00	0.00	0.00	1,112.23	0.00	1,112.23
200-9019	CLASS OF 2019	869.73	0.00	0.00	0.00	0.00	869.73	0.00	869.73
200-9020	CLASS OF 2020	(73.28)	0.00	73.28	0.00	0.00	0.00	0.00	0.00
200-9021	CLASS OF 2021	2,915.72	60.00	561.00	0.00	0.00	3,476.72	1,500.00	1,976.72
200-9022	CLASS OF 2022	1,542.00	0.00	460.00	0.00	0.00	2,002.00	0.00	2,002.00
200-9023	CLASS OF 2023	1,075.00	60.00	540.00	0.00	0.00	1,615.00	0.00	1,615.00

LUCAS LOCAL SCHOOL DISTRICT

Cash Summary Report

FUND/SCC	Description	Initial Cash	MTD Received	FYTD Received	MTD Expended	FYTD Expended	Fund Balance	Encumbrance	Unencumbered Balance
200-9024	CLASS OF 2024	\$ 0.00	\$ 60.00	\$ 460.00	\$ 0.00	\$ 0.00	\$ 460.00	\$ 0.00	\$ 460.00
200-9125	FRENCH CLUB	1,151.71	0.00	0.00	0.00	0.00	1,151.71	0.00	1,151.71
200-9128	SPANISH CLUB	713.25	0.00	0.00	0.00	0.00	713.25	0.00	713.25
200-9144	DESTINATION IMAGINATION	64.16	0.00	0.00	0.00	0.00	64.16	0.00	64.16
200-9330	F F A	8,468.88	3,684.15	3,684.15	0.00	1,723.00	10,430.03	494.50	9,935.53
200-9440	MUSIC ACTIVITIES	9,001.77	100.00	100.00	0.00	0.00	9,101.77	2,500.00	6,601.77
200-9611	ELEM STUDENT COUNCIL	1,827.72	87.75	170.69	0.00	0.00	1,998.41	0.00	1,998.41
200-9612	MIDDLE SCHOOL STUDENT COUNCIL	2,414.76	154.00	154.00	0.00	0.00	2,568.76	0.00	2,568.76
200-9613	HS STUDENT COUNCIL	3,939.82	0.00	0.00	(77.57)	0.00	3,939.82	704.99	3,234.83
200-9680	YEARBOOK	10,780.22	75.00	360.00	0.00	2,537.08	8,603.14	5,000.00	3,603.14
200-9690	NEWSPAPER	621.59	0.00	0.00	0.00	0.00	621.59	0.00	621.59
200-9710	LUCAS ACADEMIC HONOR SOCIETY	1,080.11	0.00	0.00	0.00	205.95	874.16	500.00	374.16
200-9810	LUCAS SCHOOLS PEP CLUB	632.60	0.00	0.00	0.00	0.00	632.60	0.00	632.60
300-9001	ELEM/MS LIBRARY	4,091.88	424.02	926.96	0.00	114.30	4,904.54	8,500.00	(3,595.46)
300-9003	HS LIBRARY	945.07	0.00	0.00	0.00	0.00	945.07	0.00	945.07
300-9500	ATHLETIC	64,831.86	6,584.00	27,392.44	0.00	27,132.47	65,091.83	55,916.85	9,174.98
300-9510	ATHLETICS - HS FOOTBALL	1,922.45	0.00	532.00	0.00	736.00	1,718.45	0.00	1,718.45
300-9511	ATHLETICS - MS FOOTBALL	87.67	0.00	0.00	0.00	0.00	87.67	0.00	87.67
300-9520	ATHLETICS - BOYS HS BASKETBALL	1,081.49	0.00	0.00	0.00	0.00	1,081.49	0.00	1,081.49
300-9521	ATHLETICS - BOYS MS BASKETBALL	98.61	0.00	0.00	0.00	0.00	98.61	0.00	98.61
300-9525	ATHLETICS - GIRLS HS BASKETBALL	70.80	0.00	0.00	0.00	460.50	(389.70)	0.00	(389.70)
300-9526	ATHLETICS - GIRLS MS BASKETBALL	52.44	0.00	0.00	0.00	0.00	52.44	0.00	52.44
300-9528	ATHLETICS - WRESTLING	3,980.11	0.00	0.00	0.00	0.00	3,980.11	80.00	3,900.11
300-9530	ATHLETICS - BASEBALL	1,499.63	0.00	0.00	0.00	0.00	1,499.63	0.00	1,499.63
300-9540	ATHLETICS - SOFTBALL	2,884.27	0.00	0.00	0.00	0.00	2,884.27	0.00	2,884.27
300-9550	ATHLETICS - HS VOLLEYBALL	1,599.97	0.00	910.00	0.00	1,179.00	1,330.97	0.00	1,330.97
300-9551	ATHLETICS - MS VOLLEYBALL	0.00	0.00	0.00	0.00	0.00	0.00	0.00	0.00
300-9553	ATHLETICS - HS CHEERLEADING	(26.19)	0.00	26.19	0.00	0.00	0.00	0.00	0.00
300-9554	ATHLETICS - MS CHEERLEADING	133.99	0.00	0.00	0.00	26.19	107.80	0.00	107.80
300-9560	ATHLETICS - HS CROSS COUNTRY	743.34	0.00	446.00	0.00	446.00	743.34	504.00	239.34
300-9561	ATHLETICS - MS CROSS COUNTRY	220.11	0.00	0.00	0.00	0.00	220.11	0.00	220.11
300-9570	ATHLETICS - HS TRACK & FIELD	2,157.99	0.00	0.00	0.00	0.00	2,157.99	0.00	2,157.99
300-9571	ATHLETICS - MS TRACK & FIELD	0.00	0.00	0.00	0.00	0.00	0.00	0.00	0.00
451-9020	eTech Ohio Connectivity Subsidy	0.00	0.00	0.00	0.00	0.00	0.00	0.00	0.00

LUCAS LOCAL SCHOOL DISTRICT

Cash Summary Report

FUND/SCC	Description	Initial Cash	MTD Received	FYTD Received	MTD Expended	FYTD Expended	Fund Balance	Encumbrance	Unencumbered Balance
451-9021	eTech Ohio Connectivity Subsidy	\$ 0.00	\$ 0.00	\$ 2,700.00	\$ 0.00	\$ 2,700.00	\$ 0.00	\$ 0.00	\$ 0.00
467-0000	Student Wellness and Success Fund	0.00	0.00	0.00	0.00	0.00	0.00	0.00	0.00
467-9020	Student Wellness and Success Fund FY20	70,094.87	0.00	0.00	26,424.24	26,424.24	43,670.63	43,670.63	0.00
467-9021	Student Wellness and Success Fund FY21	0.00	0.00	53,818.00	0.00	0.00	53,818.00	17,147.18	36,670.82
499-9019	SCHOOL SAFETY GRANT	0.00	0.00	0.00	0.00	0.00	0.00	0.00	0.00
499-9020	SCHOOL SAFETY GRANT	308.05	0.00	0.00	0.00	308.05	0.00	0.00	0.00
499-9120	BWC School Safety & Security Grant	0.00	0.00	0.00	0.00	0.00	0.00	0.00	0.00
499-9121	School Bus Purchase Program	36,088.13	0.00	36,088.13	0.00	72,176.26	0.00	0.00	0.00
507-9021	ESSER (Elem & Sec School Emergency Relief)	0.00	4,318.50	39,774.13	0.00	39,774.13	0.00	14,797.88	(14,797.88)
508-9021	GEER (Governor's Emergency Education Relief)	0.00	0.00	0.00	0.00	0.00	0.00	0.00	0.00
510-9021	CRF (Coronavirus Relief Fund)	0.00	0.00	25,141.74	0.00	25,141.74	0.00	0.00	0.00
510-9121	BroadBand Ohio Connectivity Grant	0.00	10,000.00	10,000.00	0.00	10,000.00	0.00	0.00	0.00
510-9221	CRF Rich Cty Commisioners	0.00	0.00	2,080.00	150.60	1,134.50	945.50	945.50	0.00
516-9019	IDEA FY-2019	0.00	0.00	0.00	0.00	0.00	0.00	0.00	0.00
516-9020	IDEA FY-2020	0.00	0.00	4,872.98	0.00	4,872.98	0.00	0.00	0.00
516-9021	IDEA FY-2021	0.00	12,634.88	43,605.70	12,521.77	56,127.47	(12,521.77)	20,000.00	(32,521.77)
572-9020	TITLE I FY-2020	0.00	0.00	0.00	0.00	0.00	0.00	0.00	0.00
572-9021	TITLE I FY-2021	0.00	6,056.85	22,863.91	5,678.14	28,542.05	(5,678.14)	7,446.81	(13,124.95)
587-9020	ECSE FY-2020	0.00	0.00	0.00	0.00	0.00	0.00	0.00	0.00
587-9021	ECSE FY-2021	0.00	0.00	0.00	0.00	0.00	0.00	1,475.63	(1,475.63)
590-9020	TITLE II-A FY-2020	0.00	0.00	0.00	0.00	0.00	0.00	0.00	0.00
590-9021	TITLE II-A FY-2021	0.00	2,621.46	9,190.28	2,621.46	11,811.74	(2,621.46)	0.00	(2,621.46)
599-9020	TITLE IV-A Student Sprt & Acad Enrichment	0.00	0.00	0.00	0.00	0.00	0.00	0.00	0.00
599-9021	TITLE IV-A Student Sprt & Acad Enrichment	0.00	0.00	0.00	0.00	0.00	0.00	10,257.95	(10,257.95)
599-9915	REAP 7/1/2018-09/30/2019	0.00	0.00	0.00	0.00	0.00	0.00	0.00	0.00
599-9916	REAP 7/1/2019-09/30/2020	0.00	0.00	0.00	0.00	0.00	0.00	0.00	0.00
599-9917	REAP 7/1/2020-09/30/2021	0.00	0.00	0.00	0.00	0.00	0.00	0.00	0.00
599-9920	EPA Clean Diesel Rebate Program CFDA 66.039	20,000.00	0.00	0.00	0.00	20,000.00	0.00	0.00	0.00
Grand Total		\$ 11,564,845.50	\$ 354,964.29	\$ 4,285,836.98	\$ 539,475.40	\$ 3,913,794.54	\$ 11,936,887.94	\$ 1,444,874.00	\$ 10,492,013.94

Lucas Local School District Investment Report

Invest #	Issue Date	Maturity Date	Description	Interest Rate	Invested Amount
1073	3/2/2016	3/2/2021	Goldman Sachs Bank 38148PBN6	1.800%	\$ 200,000.00
1080	6/1/2016	5/11/2021	Capital One Bank CD 140420ZC7	1.600%	\$ 200,672.00
1081	6/15/2016	6/15/2021	Celtic Bank CD 15118RLA3	1.500%	\$ 200,000.00
1106	1/15/2019	7/19/2021	TIAA Federal Savings Bank CD 87270LBQ5	2.750%	\$ 200,000.00
1104	7/21/2017	7/26/2021	Barclays Bank CD 06740KKQ9	2.050%	\$ 50,000.00
1204	8/1/2019	8/2/2021	Three Rivers Federal CU 88563LAHO	2.100%	\$ 235,000.00
1205	8/7/2019	8/9/2021	Capital One NA 14042RMR9	2.100%	\$ 235,000.00
1206	8/8/2019	8/9/2021	Morgan Stanley Pvt Bank 61760AS83	2.100%	\$ 235,000.00
1207	8/23/2019	8/23/2021	CIT Bank NA 12556LAY2	1.900%	\$ 235,000.00
1102	9/15/2016	9/24/2021	Comenity Capital Bank CD 20033ASE7	1.700%	\$ 200,000.00
1209	10/29/2019	11/8/2021	Raymond James Bank 75472RAG6	1.700%	\$ 200,000.00
1110	3/21/2019	3/21/2022	Ally Bank CD 02007GJD6	2.700%	\$ 235,000.00
1087	8/16/2014	8/23/2022	Sallie Mae Bank/SAL 795450D36	2.335%	\$ 250,000.00
1090	8/31/2017	8/28/2022	Bridgewater Bank Bloom MN 108622FX4	1.900%	\$ 250,000.00
1091	9/1/2017	9/1/2022	Discover Bank CD 254673BE5	2.300%	\$ 250,000.00
1208	9/20/2019	9/20/2022	BMW Bank North America 05580ASH8	1.850%	\$ 235,000.00
1093	10/13/2017	10/13/2022	Synchrony Bank CD 87165ENW3	2.350%	\$ 50,000.00
1094	12/5/2017	12/5/2022	American Express Centurion CD 02587D2Q0	2.500%	\$ 200,000.00
1095	12/15/2017	12/15/2022	First NE Bank Nebraska CD 33583FAC6	2.250%	\$ 200,000.00
1096	1/10/2018	1/10/2023	Wells Fargo CD 979763MM5	2.600%	\$ 50,000.00
1097	2/28/2018	2/28/2023	Ohio Valley Bank CD 677721CS9	2.600%	\$ 25,000.00
1098	3/6/2018	3/6/2023	State Bank of Indiana 856285JS1	3.000%	\$ 225,000.00
Total Investments at Maturity:					\$ 4,160,672.00

Start Date: 120120

End Date: 123120

LUCAS LOCAL SCHOOL DISTRICT

Monthly Check Register

Check Number	Type	Date	Name	Vendor #	Status	Reconcile Date	Void Date	Amount
0	PAYROLL	12/11/2020	LUCAS LOCAL SCHOOL DISTRICT		RECONCILED	12/11/2020		\$ 144,413.28
0	PAYROLL	12/24/2020	LUCAS LOCAL SCHOOL DISTRICT		RECONCILED	12/24/2020		143,555.40
0	ACCOUNTS_PAYABLE	12/31/2020	BUREAU OF WORKER'S COMP	902008	RECONCILED	12/31/2020		19,322.00
0	ACCOUNTS_PAYABLE	12/31/2020	CENTURYLINK	131227	RECONCILED	12/31/2020		56.71
0	ACCOUNTS_PAYABLE	12/31/2020	DIRECT ENERGY BUSINESS	931258	RECONCILED	12/31/2020		373.46
0	ACCOUNTS_PAYABLE	12/31/2020	FIRELANDS ELECTRIC COOP	988500	RECONCILED	12/31/2020		335.63
0	ACCOUNTS_PAYABLE	12/31/2020	HILLYARD OHIO	232220	RECONCILED	12/31/2020		855.71
0	ACCOUNTS_PAYABLE	12/31/2020	LOWE'S CREDIT SERVICES	165615	RECONCILED	12/31/2020		429.70
0	ACCOUNTS_PAYABLE	12/31/2020	OHIO.NET INTERNET PROVIDERS	931559	RECONCILED	12/31/2020		174.73
0	ACCOUNTS_PAYABLE	12/31/2020	OHIO DEPARTMENT OF JOB AND	207475	RECONCILED	12/31/2020		346.67
0	ACCOUNTS_PAYABLE	12/31/2020	OHIO DEPARTMENT OF JOB AND	207475	RECONCILED	12/31/2020		175.48
0	ACCOUNTS_PAYABLE	12/31/2020	RICHLAND BANK	900300	RECONCILED	12/31/2020		4,360.59
0	ACCOUNTS_PAYABLE	12/31/2020	SCHOOL EMPLOYEES RETIREMENT	902003	RECONCILED	12/31/2020		15,656.82
0	ACCOUNTS_PAYABLE	12/31/2020	SPECTRUM COMMUNICATIONS	902009	RECONCILED	12/31/2020		272.76
0	ACCOUNTS_PAYABLE	12/31/2020	STATE TEACHERS RETIREMENT SYST	902002	RECONCILED	12/31/2020		32,899.26
21242	ACCOUNTS_PAYABLE	12/7/2020	ADVANCE AUTO PARTS	45800	RECONCILED	12/16/2020		34.14
21243	ACCOUNTS_PAYABLE	12/7/2020	EASY GRAPHICS CORP	131445	RECONCILED	12/15/2020		796.00
21244	ACCOUNTS_PAYABLE	12/7/2020	JULIAN & GRUBE, INC.	271920	RECONCILED	12/15/2020		1,567.00
21245	ACCOUNTS_PAYABLE	12/7/2020	KIMBALL MIDWEST	397105	RECONCILED	12/15/2020		274.27
21246	ACCOUNTS_PAYABLE	12/7/2020	RICHLAND COUNTY	229025	RECONCILED	12/16/2020		26,424.24
21247	ACCOUNTS_PAYABLE	12/7/2020	UNITED CEREBRAL PALSY	131772	RECONCILED	12/11/2020		1,440.00
21248	ACCOUNTS_PAYABLE	12/7/2020	US Bank One Card	131127	RECONCILED	12/15/2020		269.09
21249	ACCOUNTS_PAYABLE	12/7/2020	VILLAGE OF LUCAS	276380	RECONCILED	12/22/2020		6,702.06
21250	ACCOUNTS_PAYABLE	12/9/2020	VERIZON WIRELESS	131759	RECONCILED	12/29/2020		150.60
21251	ACCOUNTS_PAYABLE	12/9/2020	Edmentum, Inc.	396830	RECONCILED	12/21/2020		926.05
21252	ACCOUNTS_PAYABLE	12/16/2020	AGLAND CO-OP INC.	396983	RECONCILED	12/22/2020		2,772.15
21253	ACCOUNTS_PAYABLE	12/16/2020	AGRICULTURAL DESIGN INC.	131694	OUTSTANDING			10,000.00
21254	ACCOUNTS_PAYABLE	12/16/2020	ALFRED NICKLES BAKERY	204500	RECONCILED	12/23/2020		112.08
21255	ACCOUNTS_PAYABLE	12/16/2020	CINTAS CORPORATION #003	131183	RECONCILED	12/29/2020		43.90
21256	ACCOUNTS_PAYABLE	12/16/2020	COLUMBUS STATE COMM COL BOOKSTORE	131777	OUTSTANDING			80.49
21257	ACCOUNTS_PAYABLE	12/16/2020	CREATIVE PRODUCT SOURCING	131305	OUTSTANDING			326.60
21258	ACCOUNTS_PAYABLE	12/16/2020	CROUSE, KELLEY	315500	OUTSTANDING			39.00
21259	ACCOUNTS_PAYABLE	12/16/2020	EJ THERAPY INC	396559	RECONCILED	12/28/2020		5,703.25
21260	ACCOUNTS_PAYABLE	12/16/2020	FANELLO, TORI	131580	RECONCILED	12/24/2020		500.00
21261	ACCOUNTS_PAYABLE	12/16/2020	GARMANN-MILLER & ASSOC.	131538	RECONCILED	12/22/2020		4,070.00
21262	ACCOUNTS_PAYABLE	12/16/2020	GORDON FOOD SERVICE	105225	RECONCILED	12/22/2020		5,092.74
21263	ACCOUNTS_PAYABLE	12/16/2020	GRAINGER INC	105375	OUTSTANDING			167.28
21264	ACCOUNTS_PAYABLE	12/16/2020	HUNTINGTON NATIONAL BANK	397255	RECONCILED	12/23/2020		175.00

Start Date: 120120

End Date: 123120

LUCAS LOCAL SCHOOL DISTRICT

Monthly Check Register

Check Number	Type	Date	Name	Vendor #	Status	Reconcile Date	Void Date	Amount
21265	ACCOUNTS_PAYABLE	12/16/2020	JEFFERSON COUNTY ESC	131758	RECONCILED	12/23/2020		\$ 875.00
21266	ACCOUNTS_PAYABLE	12/16/2020	M T BUSINESS TECHNOLOGIES	178795	RECONCILED	12/29/2020		411.50
21267	ACCOUNTS_PAYABLE	12/16/2020	MAXIM HEALTHCARE SERVICES	131600	RECONCILED	12/22/2020		7,073.10
21268	ACCOUNTS_PAYABLE	12/16/2020	NCOCC	205075	RECONCILED	12/31/2020		16,384.80
21269	ACCOUNTS_PAYABLE	12/16/2020	OSBA LEGAL ASSISTANCE FUND	206425	RECONCILED	12/31/2020		250.00
21270	ACCOUNTS_PAYABLE	12/16/2020	PETERS, KALIAL & MARKAKIS	183088	RECONCILED	12/22/2020		66.00
21271	ACCOUNTS_PAYABLE	12/16/2020	School Health Corporation	396875	RECONCILED	12/22/2020		20.99
21272	ACCOUNTS_PAYABLE	12/16/2020	SCHOOL SPECIALTY	238220	RECONCILED	12/28/2020		16.62
21273	ACCOUNTS_PAYABLE	12/16/2020	SHARE CORPORATION	131593	RECONCILED	12/23/2020		1,796.88
21274	ACCOUNTS_PAYABLE	12/16/2020	SHIFFLER EQUIPMENT SALES, INC	246600	RECONCILED	12/22/2020		241.62
21275	ACCOUNTS_PAYABLE	12/16/2020	SMITHFOODS INC	252305	RECONCILED	12/23/2020		1,030.03
21276	ACCOUNTS_PAYABLE	12/16/2020	TILTON, JACQUIE	131216	RECONCILED	12/17/2020		200.00
21277	ACCOUNTS_PAYABLE	12/16/2020	TOWN MONEY SAVER INC	131616	RECONCILED	12/23/2020		2,213.46
21278	ACCOUNTS_PAYABLE	12/21/2020	ADVANCED KEY & LOCK SHOP	3650	RECONCILED	12/31/2020		24.00
21279	ACCOUNTS_PAYABLE	12/21/2020	COLUMBIA GAS	55990	RECONCILED	12/28/2020		1,023.25
21280	ACCOUNTS_PAYABLE	12/21/2020	FINALFORMS	131557	RECONCILED	12/30/2020		53.50
21281	ACCOUNTS_PAYABLE	12/21/2020	FLORAL GARDENS FLORIST	90750	RECONCILED	12/29/2020		63.95
21282	ACCOUNTS_PAYABLE	12/21/2020	KOORSEN FIRE & SECURITY	396614	OUTSTANDING			274.90
21283	ACCOUNTS_PAYABLE	12/21/2020	NEWEGG BUSINESS INC	396972	RECONCILED	12/30/2020		5,823.86
21284	ACCOUNTS_PAYABLE	12/21/2020	OSBA	206425	RECONCILED	12/31/2020		4,920.00
21285	ACCOUNTS_PAYABLE	12/21/2020	PIQUA CITY SCHOOLS	131543	RECONCILED	12/29/2020		325.00
21286	ACCOUNTS_PAYABLE	12/21/2020	STARK COUNTY COG	397268	RECONCILED	12/30/2020		5,998.54
Grand Total								\$ 479,981.14

LUCAS LOCAL SCHOOL DISTRICT
Monthly Summary of Revenues by Fund

Fund	Description	FYTD Receivable	FYTD Actual Receipts	MTD Actual Receipts	FYTD Balance Receivable	FYTD Percent Receivable
001	GENERAL	\$ 7,182,532.00	\$ 3,822,534.04	\$ 293,514.54	\$ 3,359,997.96	53.22 %
003	PERMANENT IMPROVEMENT	575,000.00	71,068.04	0.00	503,931.96	12.36
006	FOOD SERVICE	204,405.00	53,445.22	14,516.64	150,959.78	26.15
007	SPECIAL TRUST	309.00	23.86	2.33	285.14	7.72
008	ENDOWMENT	3,880.00	34.70	3.45	3,845.30	0.89
018	PUBLIC SCHOOL SUPPORT	21,900.00	2,335.67	6.72	19,564.33	10.67
019	OTHER GRANT	40,000.00	49,463.87	0.00	(9,463.87)	123.66
020	SPECIAL ENTERPRISE FUND	0.00	0.00	0.00	0.00	0.00
200	STUDENT MANAGED ACTIVITY	52,425.00	6,563.12	4,280.90	45,861.88	12.52
300	DISTRICT MANAGED ACTIVITY	137,830.00	30,233.59	7,008.02	107,596.41	21.94
451	DATA COMMUNICATION FUND	5,400.00	2,700.00	0.00	2,700.00	50.00
467	Student Wellness and Success Fund	100,181.00	53,818.00	0.00	46,363.00	53.72
499	MISCELLANEOUS STATE GRANT FUND	0.00	36,088.13	0.00	(36,088.13)	0.00
507	ELEMENTARY AND SECONDARY SCHOOL EMERGENCY RELIEF FUND	54,603.61	39,774.13	4,318.50	14,829.48	72.84
508	GOVERNOR'S EMERGENCY EDUCATION RELIEF FUND	0.00	0.00	0.00	0.00	0.00
510	CORONA VIRUS RELIEF FUND	50,890.99	37,221.74	10,000.00	13,669.25	73.14
516	IDEA PART B GRANTS	132,322.22	48,478.68	12,634.88	83,843.54	36.64
572	TITLE I DISADVANTAGED CHILDREN	82,978.69	22,863.91	6,056.85	60,114.78	27.55
587	IDEA PRESCHOOL-HANDICAPPED	4,544.91	0.00	0.00	4,544.91	0.00
590	IMPROVING TEACHER QUALITY	18,040.74	9,190.28	2,621.46	8,850.46	50.94
599	MISCELLANEOUS FED. GRANT FUND	45,251.95	0.00	0.00	45,251.95	0.00
Grand Total		\$ 8,712,495.11	\$ 4,285,836.98	\$ 354,964.29	\$ 4,426,658.13	

LUCAS LOCAL SCHOOL DISTRICT

Spending Plan Summary

ODE Line Number	Monthly Estimate	Monthly Actual	Monthly Difference	FYTD Estimate	FYTD Actual	FYTD Difference
01.010 General Property (Real Estate)	\$ 22.00	\$ 0.00	\$ (22.00)	\$ 751,688.00	\$ 703,254.43	\$ (48,433.57)
01.020 Tangible Personal Property Tax	6,611.00	0.00	(6,611.00)	845,471.00	1,137,085.78	291,614.78
01.030 Income Tax	0.00	0.00	0.00	0.00	0.00	0.00
01.035 Unrestricted Grants-in-Aid	205,817.00	226,544.73	20,727.73	1,254,787.00	1,347,918.03	93,131.03
01.040 Restricted Grants-in-Aid	2,605.00	2,674.46	69.46	13,000.00	16,046.62	3,046.62
01.045 Restricted Federal Grants-in-Aid - SFSF	0.00	0.00	0.00	0.00	0.00	0.00
01.050 Property Tax Allocation	22,787.00	50.10	(22,736.90)	198,075.00	153,686.53	(44,388.47)
01.060 All Other Operating Revenue	31,481.00	55,453.65	23,972.65	403,131.00	395,738.84	(7,392.16)
01.070 Total Revenue	269,323.00	284,722.94	15,399.94	3,466,152.00	3,753,730.23	287,578.23
02.010 Proceeds from Sale of Notes	0.00	0.00	0.00	0.00	0.00	0.00
02.020 State Emergency Loans & Advancements (Approved)	0.00	0.00	0.00	0.00	0.00	0.00
02.040 Operating Transfers-In	0.00	0.00	0.00	0.00	0.00	0.00
02.050 Advances-In	0.00	0.00	0.00	0.00	36,088.13	36,088.13
02.060 All Other Financial Sources	928.00	8,791.60	7,863.60	19,097.00	32,715.68	13,618.68
02.070 Total Other Financing Sources	928.00	8,791.60	7,863.60	19,097.00	68,803.81	49,706.81
02.080 Total Revenues and Other Financing Sources	270,251.00	293,514.54	23,263.54	3,485,249.00	3,822,534.04	337,285.04
03.010 Personal Services	226,405.00	274,612.43	48,207.43	1,800,013.00	1,772,387.11	(27,625.89)
03.020 Employees' Retirement/Insurance Benefits	85,652.00	75,495.18	(10,156.82)	559,355.00	562,810.98	3,455.98
03.030 Purchased Services	119,763.00	97,195.07	(22,567.93)	705,351.00	530,625.43	(174,725.57)
03.040 Supplies and Materials	30,855.00	8,118.79	(22,736.21)	175,985.00	122,338.92	(53,646.08)
03.050 Capital Outlay	26,389.00	6,944.86	(19,444.14)	112,866.00	80,446.77	(32,419.23)
03.060 Intergovernmental	0.00	0.00	0.00	0.00	0.00	0.00
04.010 Debt Service: All Principal (Historical)	0.00	0.00	0.00	0.00	0.00	0.00
04.020 Debt Service: Principal-Notes	0.00	0.00	0.00	0.00	0.00	0.00
04.030 Debt Service: Principal - State Loans	0.00	0.00	0.00	0.00	0.00	0.00
04.040 Debt Service: Principal - State Advancements	0.00	0.00	0.00	0.00	0.00	0.00
04.050 Debt Service: Principal - HB 264 Loans	37,000.00	0.00	(37,000.00)	37,000.00	37,000.00	0.00
04.055 Debt Service: Principal - Other	0.00	0.00	0.00	0.00	0.00	0.00
04.060 Debt Service: Interest and Fiscal Charges	0.00	(5,197.05)	(5,197.05)	3,250.00	297.45	(2,952.55)
04.300 Other Objects	8,008.00	5,884.03	(2,123.97)	47,870.00	43,621.79	(4,248.21)
04.500 Total Expenditures	534,072.00	463,053.31	(71,018.69)	3,441,690.00	3,149,528.45	(292,161.55)
05.010 Operational Transfers - Out	106.00	0.00	(106.00)	48,206.00	71,141.32	22,935.32
05.020 Advances - Out	0.00	0.00	0.00	0.00	0.00	0.00
05.030 All Other Financing Uses	0.00	0.00	0.00	0.00	0.00	0.00
05.040 Total Other Financing Uses	106.00	0.00	(106.00)	48,206.00	71,141.32	22,935.32
05.050 Total Expenditure and Other Financing Uses	534,178.00	463,053.31	(71,124.69)	3,489,896.00	3,220,669.77	(269,226.23)
06.010 Excess Rev & Oth Financing Sources over(under) Exp & Oth F	(263,927.00)	(169,538.77)	94,388.23	(4,647.00)	601,864.27	606,511.27
07.010 Cash Balance-July1 -Excluding Proposed Renew/Replace & New	0.00	10,680,416.22	10,680,416.22	0.00	9,909,013.18	9,909,013.18
07.020 Cash Balance June 30	(263,927.00)	10,510,877.45	10,774,804.45	(4,647.00)	10,510,877.45	10,515,524.45
08.010 Estimated Encumbrances June 30	0.00	1,004,928.41	1,004,928.41	0.00	1,004,928.41	1,004,928.41