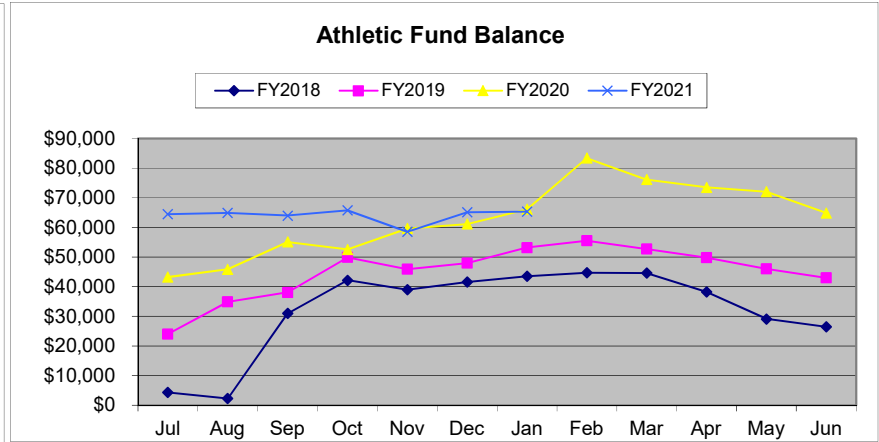
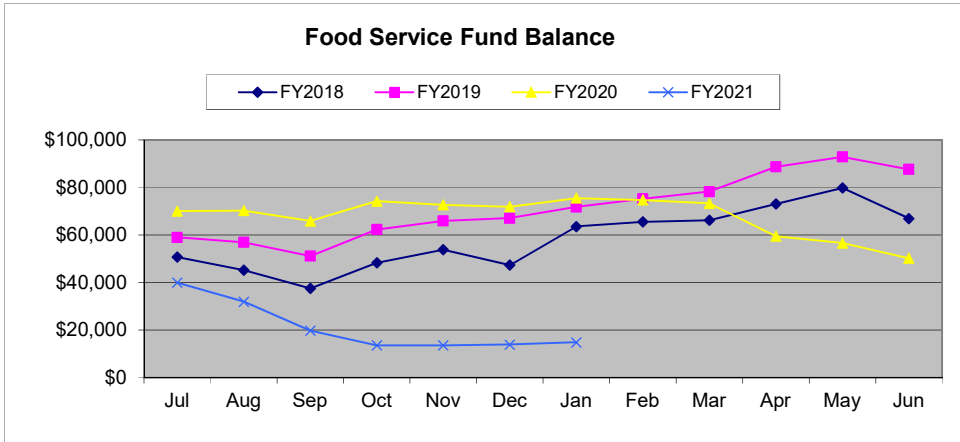


Lucas Local Schools
Monthly Finance Report
For the period ending: January 31, 2021



Permanent Improvement Fund Balance: \$ 1,110,694.64

Expenditures Current Month:

Agricultural Design (retainer on football field) \$ 10,000.00
Garmann/Miller - (Master Planning process) \$ 4,070.00

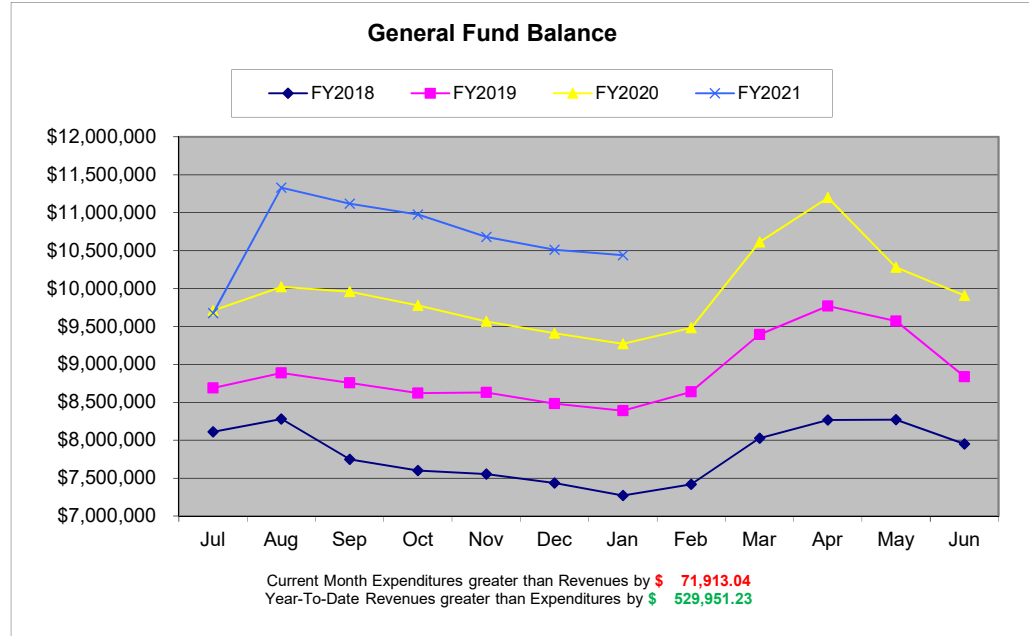
Total \$ 14,070.00

Open Purchase Orders:

5210235 - Garmann/Miller Master Planning \$ 23,765.00
5210407 - Air Purification System \$ 76,600.00

Total \$ 100,365.00

Amount Available for Projects: \$ 1,010,329.64



Current Month Expenditures greater than Revenues by \$ 71,913.04
Year-To-Date Revenues greater than Expenditures by \$ 529,951.23

General Fund Information:

Last Year ending cash balance June 30, 2020:	\$ 9,946,013	Actual (updated 6/30/2020)
Forecasted Ending cash balance June 30, 2021:	\$10,071,482	updated 11/03/2020
Forecasted Ending cash balance June 30, 2022:	\$10,361,164	updated 11/03/2020
Forecasted Ending cash balance June 30, 2023:	\$10,305,096	updated 11/03/2020
Forecasted Ending cash balance June 30, 2024:	\$ 9,680,040	updated 11/03/2020
Forecasted Ending cash balance June 30, 2025:	\$ 9,044,169	updated 11/03/2020

Gross Depository Balances:

Richland Bank General	\$148,355.87
Richland Bank Sweep	\$195,033.52
Richland Bank Payment	\$1,000.00
Richland Bank MM Savings	\$5,604.55
Star Ohio	\$7,353,622.07
Richland Bank Athletic	\$1,220.50

Total Depository Balances (Gross) \$7,704,836.51

Adjustments to Bank Balance:

Cash in Transit to Bank	\$0.00
Outstanding Checks	(\$25,177.25)
Adjustments:	
Athletic Checking	(\$1,220.50)

Total Adjustments to Bank Balance (\$26,397.75)

Investments:

Treasury Bonds and Notes	\$0.00
Certificate of Deposits	\$0.00
Other Securities	\$0.00
Other Investments:	
Richland Bank Investments (Cost Basis)	\$4,185,793.75

Total Investments \$4,185,793.75

Cash on Hand:

Petty Cash:	
Board Office Petty Cash	\$50.00
Change Funds - Buildings/Cafeteria	\$300.00
Change Funds - Athletic	\$1,500.00
Change Cash:	
Cash with Fiscal Agent	\$0.00

Total Cash on Hand \$1,850.00

Total Balances \$11,866,082.51

Total Fund Balance \$11,866,082.51

Depository Clearance Accounts:

Total Clearance Account Balances \$0.00

Treasurer

LUCAS LOCAL SCHOOL DISTRICT

Cash Summary Report

FUND/SCC	Description	Initial Cash	MTD Received	FYTD Received	MTD Expended	FYTD Expended	Fund Balance	Encumbrance	Unencumbered Balance
001-0000	GENERAL FUND	\$ 9,899,383.34	\$ 356,441.94	\$ 4,161,769.88	\$ 444,438.05	\$ 3,653,484.52	\$ 10,407,668.70	\$ 876,238.78	\$ 9,531,429.92
001-9003	ECONOMIC DISADVANTAGED	0.00	1,598.04	11,186.15	55.00	2,937.40	8,248.75	0.00	8,248.75
001-9300	CASINO REVENUES SET ASIDE	9,629.84	14,540.03	22,158.02	0.00	8,740.90	23,046.96	10,860.33	12,186.63
003-9096	PERMANENT IMPROVEMENT	1,257,592.35	0.00	71,068.04	425.00	217,965.75	1,110,694.64	100,365.00	1,010,329.64
006-0000	FOOD SERVICES FUND	50,219.61	11,137.07	64,582.29	10,211.26	99,977.96	14,823.94	126,071.94	(111,248.00)
007-9001	SPECIAL TRUST - ELEM FACULTY	792.93	0.06	0.86	0.00	0.00	793.79	0.00	793.79
007-9003	SPECIAL TRUST - M.S. & H.S. FACULTY	156.79	0.01	0.18	0.00	0.00	156.97	0.00	156.97
007-9004	Cathy Gilbert Memorial	1,881.55	0.14	2.03	0.00	0.00	1,883.58	0.00	1,883.58
007-9011	MICHAEL C. FANELLO MEMORIAL SCHOLARSHIP	20,857.01	1.53	22.53	0.00	500.00	20,379.54	1,000.00	19,379.54
008-9095	ENDOWMENT FUND	10,273.40	0.73	11.09	500.00	500.00	9,784.49	0.00	9,784.49
008-9096	Scholarship fund Shelby Cooper	0.00	0.00	0.00	1,500.00	1,500.00	(1,500.00)	0.00	(1,500.00)
008-9099	ENDOWMENT-CHRISTINE WYKA SCHOLARSHIP	22,853.14	1.72	24.78	0.00	0.00	22,877.92	500.00	22,377.92
008-9100	LSSP SCHOLARSHIP FUND	2,501.15	0.00	1.28	1,252.43	2,502.43	0.00	0.00	0.00
018-9001	PUBLIC SCHOOL SUPPORT FUND - ELEMENTARY	8,588.94	0.00	512.30	514.98	1,015.58	8,085.66	999.67	7,085.99
018-9002	PUBLIC SCHOOL SUPPORT FUND - MIDDLE SCHOOL	1,884.50	0.00	0.00	0.00	56.00	1,828.50	490.00	1,338.50
018-9003	PUBLIC SCHOOL SUPPORT FUND - HIGH SCHOOL	1,451.87	0.00	1,823.37	184.20	287.20	2,988.04	1,200.00	1,788.04
018-9004	SUPT/TREAS FLOWER/FUNDRSR	64.83	0.00	0.00	0.00	63.95	0.88	86.05	(85.17)
019-9105	PARK NATIONAL BANK TEACHER GRANT M. WARNER	250.00	0.00	0.00	0.00	0.00	250.00	0.00	250.00
019-9106	PARK NATIONAL BANK TEACHER GRANT C. IRWIN	0.00	0.00	0.00	0.00	0.00	0.00	0.00	0.00
019-9501	Academic Booster's Mini Grant	1,057.74	0.00	0.00	0.00	0.00	1,057.74	0.00	1,057.74
019-9700	LUCAS LOCAL SCHOOL SUSTAINING FUND	7,763.89	0.00	49,463.87	0.00	49,770.12	7,457.64	6,362.95	1,094.69
020-0000	FARM	2,248.16	0.00	0.00	0.00	0.00	2,248.16	0.00	2,248.16
200-9001	DRAMA CLUB-ELEMENTARY	86.56	0.00	0.00	0.00	0.00	86.56	0.00	86.56
200-9002	DRAMA CLUB-MIDDLE SCHOOL	665.08	0.00	0.00	0.00	0.00	665.08	0.00	665.08
200-9014	CLASS OF 2014	0.00	0.00	0.00	0.00	0.00	0.00	0.00	0.00
200-9015	CLASS OF 2015	1,070.40	0.00	0.00	0.00	0.00	1,070.40	1,070.40	0.00
200-9016	CLASS OF 2016	1,679.92	0.00	0.00	0.00	0.00	1,679.92	0.00	1,679.92
200-9017	CLASS OF 2017	887.97	0.00	0.00	0.00	0.00	887.97	0.00	887.97
200-9018	CLASS OF 2018	1,112.23	0.00	0.00	0.00	0.00	1,112.23	0.00	1,112.23
200-9019	CLASS OF 2019	869.73	0.00	0.00	0.00	0.00	869.73	0.00	869.73
200-9020	CLASS OF 2020	(73.28)	0.00	73.28	0.00	0.00	0.00	0.00	0.00
200-9021	CLASS OF 2021	2,915.72	60.00	621.00	0.00	0.00	3,536.72	1,500.00	2,036.72
200-9022	CLASS OF 2022	1,542.00	40.00	500.00	0.00	0.00	2,042.00	0.00	2,042.00
200-9023	CLASS OF 2023	1,075.00	60.00	600.00	0.00	0.00	1,675.00	0.00	1,675.00

LUCAS LOCAL SCHOOL DISTRICT

Cash Summary Report

FUND/SCC	Description	Initial Cash	MTD Received	FYTD Received	MTD Expended	FYTD Expended	Fund Balance	Encumbrance	Unencumbered Balance
200-9024	CLASS OF 2024	\$ 0.00	\$ 40.00	\$ 500.00	\$ 0.00	\$ 0.00	\$ 500.00	\$ 0.00	\$ 500.00
200-9125	FRENCH CLUB	1,151.71	0.00	0.00	0.00	0.00	1,151.71	0.00	1,151.71
200-9128	SPANISH CLUB	713.25	0.00	0.00	0.00	0.00	713.25	0.00	713.25
200-9144	DESTINATION IMAGINATION	64.16	0.00	0.00	0.00	0.00	64.16	0.00	64.16
200-9330	F F A	8,468.88	0.00	3,684.15	0.00	1,723.00	10,430.03	494.50	9,935.53
200-9440	MUSIC ACTIVITIES	9,001.77	655.87	755.87	0.00	0.00	9,757.64	2,500.00	7,257.64
200-9470	CHOIR	0.00	300.00	300.00	0.00	0.00	300.00	0.00	300.00
200-9611	ELEM STUDENT COUNCIL	1,827.72	56.00	226.69	0.00	0.00	2,054.41	0.00	2,054.41
200-9612	MIDDLE SCHOOL STUDENT COUNCIL	2,414.76	0.00	154.00	0.00	0.00	2,568.76	0.00	2,568.76
200-9613	HS STUDENT COUNCIL	3,939.82	0.00	0.00	79.99	79.99	3,859.83	625.00	3,234.83
200-9680	YEARBOOK	10,780.22	45.00	405.00	0.00	2,537.08	8,648.14	5,000.00	3,648.14
200-9690	NEWSPAPER	621.59	0.00	0.00	0.00	0.00	621.59	0.00	621.59
200-9710	LUCAS ACADEMIC HONOR SOCIETY	1,080.11	0.00	0.00	250.00	455.95	624.16	250.00	374.16
200-9810	LUCAS SCHOOLS PEP CLUB	632.60	0.00	0.00	0.00	0.00	632.60	0.00	632.60
300-9001	ELEM/MS LIBRARY	4,091.88	44.00	970.96	0.00	114.30	4,948.54	8,500.00	(3,551.46)
300-9003	HS LIBRARY	945.07	0.00	0.00	0.00	0.00	945.07	0.00	945.07
300-9500	ATHLETIC	64,831.86	2,805.00	30,197.44	2,620.50	29,752.97	65,276.33	54,396.35	10,879.98
300-9510	ATHLETICS - HS FOOTBALL	1,922.45	1,172.00	1,704.00	0.00	736.00	2,890.45	2,336.95	553.50
300-9511	ATHLETICS - MS FOOTBALL	87.67	0.00	0.00	0.00	0.00	87.67	0.00	87.67
300-9520	ATHLETICS - BOYS HS BASKETBALL	1,081.49	0.00	0.00	0.00	0.00	1,081.49	0.00	1,081.49
300-9521	ATHLETICS - BOYS MS BASKETBALL	98.61	0.00	0.00	0.00	0.00	98.61	0.00	98.61
300-9525	ATHLETICS - GIRLS HS BASKETBALL	70.80	0.00	0.00	0.00	460.50	(389.70)	0.00	(389.70)
300-9526	ATHLETICS - GIRLS MS BASKETBALL	52.44	0.00	0.00	0.00	0.00	52.44	0.00	52.44
300-9528	ATHLETICS - WRESTLING	3,980.11	0.00	0.00	0.00	0.00	3,980.11	80.00	3,900.11
300-9530	ATHLETICS - BASEBALL	1,499.63	0.00	0.00	0.00	0.00	1,499.63	0.00	1,499.63
300-9540	ATHLETICS - SOFTBALL	2,884.27	0.00	0.00	0.00	0.00	2,884.27	0.00	2,884.27
300-9550	ATHLETICS - HS VOLLEYBALL	1,599.97	0.00	910.00	0.00	1,179.00	1,330.97	0.00	1,330.97
300-9551	ATHLETICS - MS VOLLEYBALL	0.00	0.00	0.00	0.00	0.00	0.00	0.00	0.00
300-9553	ATHLETICS - HS CHEERLEADING	(26.19)	0.00	26.19	0.00	0.00	0.00	0.00	0.00
300-9554	ATHLETICS - MS CHEERLEADING	133.99	0.00	0.00	0.00	26.19	107.80	0.00	107.80
300-9560	ATHLETICS - HS CROSS COUNTRY	743.34	0.00	446.00	0.00	446.00	743.34	504.00	239.34
300-9561	ATHLETICS - MS CROSS COUNTRY	220.11	0.00	0.00	0.00	0.00	220.11	0.00	220.11
300-9570	ATHLETICS - HS TRACK & FIELD	2,157.99	0.00	0.00	0.00	0.00	2,157.99	0.00	2,157.99
300-9571	ATHLETICS - MS TRACK & FIELD	0.00	0.00	0.00	0.00	0.00	0.00	0.00	0.00

LUCAS LOCAL SCHOOL DISTRICT

Cash Summary Report

FUND/SCC	Description	Initial Cash	MTD Received	FYTD Received	MTD Expended	FYTD Expended	Fund Balance	Encumbrance	Unencumbered Balance
451-9020	eTech Ohio Connectivity Subsidy	\$ 0.00	\$ 0.00	\$ 0.00	\$ 0.00	\$ 0.00	\$ 0.00	\$ 0.00	\$ 0.00
451-9021	eTech Ohio Connectivity Subsidy	0.00	0.00	2,700.00	0.00	2,700.00	0.00	0.00	0.00
467-0000	Student Wellness and Success Fund	0.00	0.00	0.00	0.00	0.00	0.00	0.00	0.00
467-9020	Student Wellness and Success Fund FY20	70,094.87	0.00	0.00	0.00	26,424.24	43,670.63	43,670.63	0.00
467-9021	Student Wellness and Success Fund FY21	0.00	0.00	53,818.00	0.00	0.00	53,818.00	17,147.18	36,670.82
499-9019	SCHOOL SAFETY GRANT	0.00	0.00	0.00	0.00	0.00	0.00	0.00	0.00
499-9020	SCHOOL SAFETY GRANT	308.05	0.00	0.00	0.00	308.05	0.00	0.00	0.00
499-9120	BWC School Safety & Security Grant	0.00	0.00	0.00	0.00	0.00	0.00	0.00	0.00
499-9121	School Bus Purchase Program	36,088.13	0.00	36,088.13	0.00	72,176.26	0.00	0.00	0.00
507-9021	ESSER (Elem & Sec School Emergency Relief)	0.00	0.00	39,774.13	0.00	39,774.13	0.00	15,422.48	(15,422.48)
508-9021	GEER (Governor's Emergency Education Relief)	0.00	0.00	0.00	0.00	0.00	0.00	0.00	0.00
510-9021	CRF (Coronavirus Relief Fund)	0.00	0.00	25,141.74	0.00	25,141.74	0.00	0.00	0.00
510-9121	BroadBand Ohio Connectivity Grant	0.00	0.00	10,000.00	0.00	10,000.00	0.00	0.00	0.00
510-9221	CRF Rich Cty Commisioners	0.00	0.00	2,080.00	150.60	1,285.10	794.90	794.90	0.00
516-9019	IDEA FY-2019	0.00	0.00	0.00	0.00	0.00	0.00	0.00	0.00
516-9020	IDEA FY-2020	0.00	0.00	4,872.98	0.00	4,872.98	0.00	0.00	0.00
516-9021	IDEA FY-2021	0.00	12,521.77	56,127.47	11,934.85	68,062.32	(11,934.85)	20,000.00	(31,934.85)
572-9020	TITLE I FY-2020	0.00	0.00	0.00	0.00	0.00	0.00	0.00	0.00
572-9021	TITLE I FY-2021	0.00	5,678.14	28,542.05	4,790.27	33,332.32	(4,790.27)	7,446.81	(12,237.08)
587-9020	ECSE FY-2020	0.00	0.00	0.00	0.00	0.00	0.00	0.00	0.00
587-9021	ECSE FY-2021	0.00	0.00	0.00	0.00	0.00	0.00	1,475.63	(1,475.63)
590-9020	TITLE II-A FY-2020	0.00	0.00	0.00	0.00	0.00	0.00	0.00	0.00
590-9021	TITLE II-A FY-2021	0.00	2,621.46	11,811.74	1,718.81	13,530.55	(1,718.81)	0.00	(1,718.81)
599-9020	TITLE IV-A Student Sprt & Acad Enrichment	0.00	0.00	0.00	0.00	0.00	0.00	0.00	0.00
599-9021	TITLE IV-A Student Sprt & Acad Enrichment	0.00	0.00	0.00	0.00	0.00	0.00	10,257.95	(10,257.95)
599-9915	REAP 7/1/2018-09/30/2019	0.00	0.00	0.00	0.00	0.00	0.00	0.00	0.00
599-9916	REAP 7/1/2019-09/30/2020	0.00	0.00	0.00	0.00	0.00	0.00	0.00	0.00
599-9917	REAP 7/1/2020-09/30/2021	0.00	0.00	0.00	0.00	0.00	0.00	0.00	0.00
599-9920	EPA Clean Diesel Rebate Program CFDA 66.039	20,000.00	0.00	0.00	0.00	20,000.00	0.00	0.00	0.00
Grand Total		\$ 11,564,845.50	\$ 409,820.51	\$ 4,695,657.49	\$ 480,625.94	\$ 4,394,420.48	\$ 11,866,082.51	\$ 1,317,647.50	\$ 10,548,435.01

Lucas Local School District Investment Report

Invest #	Issue Date	Maturity Date	Description	Interest Rate	Invested Amount
1073	3/2/2016	3/2/2021	Goldman Sachs Bank 38148PBN6	1.800%	\$ 200,000.00
1080	6/1/2016	5/11/2021	Capital One Bank CD 140420ZC7	1.600%	\$ 200,672.00
1081	6/15/2016	6/15/2021	Celtic Bank CD 15118RLA3	1.500%	\$ 200,000.00
1106	1/15/2019	7/19/2021	TIAA Federal Savings Bank CD 87270LBQ5	2.750%	\$ 200,000.00
1104	7/21/2017	7/26/2021	Barclays Bank CD 06740KKQ9	2.050%	\$ 50,000.00
1204	8/1/2019	8/2/2021	Three Rivers Federal CU 88563LAHO	2.100%	\$ 235,000.00
1205	8/7/2019	8/9/2021	Capital One NA 14042RMR9	2.100%	\$ 235,000.00
1206	8/8/2019	8/9/2021	Morgan Stanley Pvt Bank 61760AS83	2.100%	\$ 235,000.00
1207	8/23/2019	8/23/2021	CIT Bank NA 12556LAY2	1.900%	\$ 235,000.00
1102	9/15/2016	9/24/2021	Comenity Capital Bank CD 20033ASE7	1.700%	\$ 200,000.00
1209	10/29/2019	11/8/2021	Raymond James Bank 75472RAG6	1.700%	\$ 200,000.00
1110	3/21/2019	3/21/2022	Ally Bank CD 02007GJD6	2.700%	\$ 235,000.00
1087	8/16/2014	8/23/2022	Sallie Mae Bank/SAL 795450D36	2.335%	\$ 250,000.00
1090	8/31/2017	8/28/2022	Bridgewater Bank Bloom MN 108622FX4	1.900%	\$ 250,000.00
1091	9/1/2017	9/1/2022	Discover Bank CD 254673BE5	2.300%	\$ 250,000.00
1208	9/20/2019	9/20/2022	BMW Bank North America 05580ASH8	1.850%	\$ 235,000.00
1093	10/13/2017	10/13/2022	Synchrony Bank CD 87165ENW3	2.350%	\$ 50,000.00
1094	12/5/2017	12/5/2022	American Express Centurion CD 02587D2Q0	2.500%	\$ 200,000.00
1095	12/15/2017	12/15/2022	First NE Bank Nebraska CD 33583FAC6	2.250%	\$ 200,000.00
1096	1/10/2018	1/10/2023	Wells Fargo CD 979763MM5	2.600%	\$ 50,000.00
1097	2/28/2018	2/28/2023	Ohio Valley Bank CD 677721CS9	2.600%	\$ 25,000.00
1098	3/6/2018	3/6/2023	State Bank of Indiana 856285JS1	3.000%	\$ 225,000.00
Total Investments at Maturity:					\$ 4,160,672.00

Start Date: 010121

End Date: 013121

LUCAS LOCAL SCHOOL DISTRICT

Monthly Check Register

Check Number	Type	Date	Name	Vendor #	Status	Reconcile Date	Void Date	Amount
0	PAYROLL	1/8/2021	LUCAS LOCAL SCHOOL DISTRICT		RECONCILED	1/8/2021		\$ 139,750.74
0	PAYROLL	1/22/2021	LUCAS LOCAL SCHOOL DISTRICT		RECONCILED	1/22/2021		140,780.55
0	ACCOUNTS_PAYABLE	1/31/2021	BUREAU OF WORKER'S COMP	902008	RECONCILED	1/31/2021		258.00
0	ACCOUNTS_PAYABLE	1/31/2021	CENTURYLINK	131227	RECONCILED	1/31/2021		56.71
0	ACCOUNTS_PAYABLE	1/31/2021	DIRECT ENERGY BUSINESS	931258	RECONCILED	1/31/2021		1,015.35
0	ACCOUNTS_PAYABLE	1/31/2021	FIRELANDS ELECTRIC COOP	988500	RECONCILED	1/31/2021		446.12
0	ACCOUNTS_PAYABLE	1/31/2021	HILLYARD OHIO	232220	RECONCILED	1/31/2021		220.64
0	ACCOUNTS_PAYABLE	1/31/2021	LOWE'S CREDIT SERVICES	165615	RECONCILED	1/31/2021		1,320.43
0	ACCOUNTS_PAYABLE	1/31/2021	OHIO.NET INTERNET PROVIDERS	931559	RECONCILED	1/31/2021		205.94
0	ACCOUNTS_PAYABLE	1/31/2021	PITNEY BOWES	997301	RECONCILED	1/31/2021		950.15
0	ACCOUNTS_PAYABLE	1/31/2021	RICHLAND BANK	900300	RECONCILED	1/31/2021		6,313.05
0	ACCOUNTS_PAYABLE	1/31/2021	SCHOOL EMPLOYEES RETIREMENT	902003	RECONCILED	1/31/2021		14,798.82
0	ACCOUNTS_PAYABLE	1/31/2021	SPECTRUM COMMUNICATIONS	902009	RECONCILED	1/31/2021		277.58
0	ACCOUNTS_PAYABLE	1/31/2021	STATE TEACHERS RETIREMENT SYST	902002	RECONCILED	1/31/2021		32,923.30
21287	ACCOUNTS_PAYABLE	1/5/2021	ADVANCE AUTO PARTS	45800	RECONCILED	1/12/2021		83.19
21288	ACCOUNTS_PAYABLE	1/5/2021	PAIGE ARNOLD	131736	RECONCILED	1/8/2021		500.00
21289	ACCOUNTS_PAYABLE	1/5/2021	CDW-G	396372	RECONCILED	1/11/2021		91.37
21290	ACCOUNTS_PAYABLE	1/5/2021	DEMCO	66440	RECONCILED	1/11/2021		284.46
21291	ACCOUNTS_PAYABLE	1/5/2021	ESC OF CENTRAL OHIO	397294	RECONCILED	1/15/2021		6,081.25
21292	ACCOUNTS_PAYABLE	1/5/2021	G & L SUPPLY CO	96450	RECONCILED	1/8/2021		734.67
21293	ACCOUNTS_PAYABLE	1/5/2021	GIONINIO'S PIZZA	397180	RECONCILED	1/8/2021		214.45
21294	ACCOUNTS_PAYABLE	1/5/2021	KAYLA HIGNITE	131741	RECONCILED	1/14/2021		1,252.43
21295	ACCOUNTS_PAYABLE	1/5/2021	KIMBALL MIDWEST	397105	RECONCILED	1/8/2021		41.22
21296	ACCOUNTS_PAYABLE	1/5/2021	M T BUSINESS TECHNOLOGIES	178795	RECONCILED	1/11/2021		61.36
21297	ACCOUNTS_PAYABLE	1/5/2021	NCOCC	205075	RECONCILED	1/21/2021		5,200.00
21298	ACCOUNTS_PAYABLE	1/5/2021	OHIO EDUCATION POLICY	397340	RECONCILED	1/21/2021		500.00
21299	ACCOUNTS_PAYABLE	1/5/2021	OHIO STATE UNIVERSITY	207975	RECONCILED	1/15/2021		121.12
21300	ACCOUNTS_PAYABLE	1/5/2021	MORGAN SPITLER	131743	RECONCILED	1/28/2021		1,000.00
21301	ACCOUNTS_PAYABLE	1/5/2021	MORGAN SWEAT	131744	RECONCILED	1/12/2021		250.00
21302	ACCOUNTS_PAYABLE	1/5/2021	T A C	266500	RECONCILED	1/11/2021		97.89
21303	ACCOUNTS_PAYABLE	1/5/2021	Treasurer of State	131124	RECONCILED	1/8/2021		90.00
21304	ACCOUNTS_PAYABLE	1/5/2021	US Bank One Card	131127	RECONCILED	1/12/2021		826.61
21305	ACCOUNTS_PAYABLE	1/5/2021	VILLAGE OF LUCAS	276380	RECONCILED	1/15/2021		6,080.54
21306	ACCOUNTS_PAYABLE	1/7/2021	4IMPRINT INC	397037	RECONCILED	1/13/2021		377.34
21307	ACCOUNTS_PAYABLE	1/7/2021	HERMAN, BRADLEY	131456	RECONCILED	1/11/2021		146.98
21308	ACCOUNTS_PAYABLE	1/7/2021	VERIZON WIRELESS	131759	RECONCILED	1/19/2021		150.60
21309	ACCOUNTS_PAYABLE	1/15/2021	GORDON FOOD SERVICE	105225	RECONCILED	1/21/2021		986.55
21310	ACCOUNTS_PAYABLE	1/15/2021	CINTAS CORPORATION #003	131183	RECONCILED	1/20/2021		43.90
21311	ACCOUNTS_PAYABLE	1/15/2021	GARMANN-MILLER & ASSOC.	131538	RECONCILED	1/20/2021		425.00

Start Date: 010121

End Date: 013121

LUCAS LOCAL SCHOOL DISTRICT

Monthly Check Register

Check Number	Type	Date	Name	Vendor #	Status	Reconcile Date	Void Date	Amount
21312	ACCOUNTS_PAYABLE	1/15/2021	MAXIM HEALTHCARE SERVICES	131600	RECONCILED	1/20/2021		\$ 3,413.38
21313	ACCOUNTS_PAYABLE	1/15/2021	ENERGY OPTIMIZERS, USA	131698	RECONCILED	1/22/2021		1,275.00
21314	ACCOUNTS_PAYABLE	1/15/2021	JESSICA GROVER	131740	RECONCILED	1/25/2021		500.00
21315	ACCOUNTS_PAYABLE	1/15/2021	JEFFERSON COUNTY ESC	131758	RECONCILED	1/21/2021		4,095.00
21316	ACCOUNTS_PAYABLE	1/15/2021	DALTON GARAGE DOOR SERVICE	131780	RECONCILED	1/20/2021		430.00
21317	ACCOUNTS_PAYABLE	1/15/2021	PETERS, KALIAL & MARKAKIS	183088	RECONCILED	1/20/2021		2,067.00
21318	ACCOUNTS_PAYABLE	1/15/2021	RICHLAND CO JUVENILE COURT	228680	RECONCILED	1/20/2021		630.00
21319	ACCOUNTS_PAYABLE	1/15/2021	SMITHFOODS INC	252305	RECONCILED	1/21/2021		707.68
21320	ACCOUNTS_PAYABLE	1/15/2021	EJ THERAPY INC	396559	RECONCILED	1/26/2021		4,795.00
21321	ACCOUNTS_PAYABLE	1/15/2021	School Health Corporation	396875	RECONCILED	1/21/2021		336.41
21322	ACCOUNTS_PAYABLE	1/15/2021	RIGHTWAY FOOD SERVICE	397070	RECONCILED	1/21/2021		1,459.04
21323	ACCOUNTS_PAYABLE	1/15/2021	MECHLING COMPUTERS	397244	RECONCILED	1/21/2021		660.00
21324	ACCOUNTS_PAYABLE	1/25/2021	CLEAR FORK H S	52500	OUTSTANDING			200.00
21325	ACCOUNTS_PAYABLE	1/25/2021	COLUMBIA GAS	55990	OUTSTANDING			1,413.72
21326	ACCOUNTS_PAYABLE	1/25/2021	WH GARDINER	131778	OUTSTANDING			15,640.00
21327	ACCOUNTS_PAYABLE	1/25/2021	GOOD VIEW LAWN CARE	131773	OUTSTANDING			375.00
21328	ACCOUNTS_PAYABLE	1/25/2021	KRIS LEITER	131784	OUTSTANDING			40.00
21329	ACCOUNTS_PAYABLE	1/25/2021	MID OHIO TROPHY & AWARDS	189750	OUTSTANDING			340.50
21330	ACCOUNTS_PAYABLE	1/25/2021	MNCO	203925	RECONCILED	1/29/2021		81.30
21331	ACCOUNTS_PAYABLE	1/25/2021	Pioneer Valley Books	131369	OUTSTANDING			55.00
21332	ACCOUNTS_PAYABLE	1/25/2021	PRO-TURF, INC.	217965	OUTSTANDING			1,440.00
21333	ACCOUNTS_PAYABLE	1/25/2021	QUILL CORPORATION	218550	OUTSTANDING			9.98
21334	ACCOUNTS_PAYABLE	1/25/2021	REINING PAINTERS LTD	222905	RECONCILED	1/29/2021		4,200.00
21335	ACCOUNTS_PAYABLE	1/25/2021	RUMPKE OF OHIO, INC.	131247	RECONCILED	1/29/2021		1,253.20
21336	ACCOUNTS_PAYABLE	1/27/2021	STARK COUNTY COG	397268	OUTSTANDING			5,663.05

Grand Total **\$ 416,038.57**

LUCAS LOCAL SCHOOL DISTRICT
Monthly Summary of Revenues by Fund

Fund	Description	FYTD Receivable	FYTD Actual Receipts	MTD Actual Receipts	FYTD Balance Receivable	FYTD Percent Receivable
001	GENERAL	\$ 7,182,532.00	\$ 4,195,114.05	\$ 372,580.01	\$ 2,987,417.95	58.41 %
003	PERMANENT IMPROVEMENT	575,000.00	71,068.04	0.00	503,931.96	12.36
006	FOOD SERVICE	204,405.00	64,582.29	11,137.07	139,822.71	31.60
007	SPECIAL TRUST	309.00	25.60	1.74	283.40	8.28
008	ENDOWMENT	3,880.00	37.15	2.45	3,842.85	0.96
018	PUBLIC SCHOOL SUPPORT	21,900.00	2,335.67	0.00	19,564.33	10.67
019	OTHER GRANT	40,000.00	49,463.87	0.00	(9,463.87)	123.66
020	SPECIAL ENTERPRISE FUND	0.00	0.00	0.00	0.00	0.00
200	STUDENT MANAGED ACTIVITY	52,425.00	7,819.99	1,256.87	44,605.01	14.92
300	DISTRICT MANAGED ACTIVITY	137,830.00	34,254.59	4,021.00	103,575.41	24.85
451	DATA COMMUNICATION FUND	5,400.00	2,700.00	0.00	2,700.00	50.00
467	Student Wellness and Success Fund	100,181.00	53,818.00	0.00	46,363.00	53.72
499	MISCELLANEOUS STATE GRANT FUND	0.00	36,088.13	0.00	(36,088.13)	0.00
507	ELEMENTARY AND SECONDARY SCHOOL EMERGENCY RELIEF FUND	54,603.61	39,774.13	0.00	14,829.48	72.84
508	GOVERNOR'S EMERGENCY EDUCATION RELIEF FUND	0.00	0.00	0.00	0.00	0.00
510	CORONA VIRUS RELIEF FUND	50,890.99	37,221.74	0.00	13,669.25	73.14
516	IDEA PART B GRANTS	132,322.22	61,000.45	12,521.77	71,321.77	46.10
572	TITLE I DISADVANTAGED CHILDREN	82,978.69	28,542.05	5,678.14	54,436.64	34.40
587	IDEA PRESCHOOL-HANDICAPPED	4,544.91	0.00	0.00	4,544.91	0.00
590	IMPROVING TEACHER QUALITY	18,040.74	11,811.74	2,621.46	6,229.00	65.47
599	MISCELLANEOUS FED. GRANT FUND	45,251.95	0.00	0.00	45,251.95	0.00
Grand Total		\$ 8,712,495.11	\$ 4,695,657.49	\$ 409,820.51	\$ 4,016,837.62	

LUCAS LOCAL SCHOOL DISTRICT

Spending Plan Summary

ODE Line Number	Monthly Estimate	Monthly Actual	Monthly Difference	FYDEstimate	FYDActual	FYTDDifference
01.010 General Property (Real Estate)	\$ 0.00	\$ 0.00	\$ 0.00	\$ 751,688.00	\$ 703,254.43	\$ (48,433.57)
01.020 Tangible Personal Property Tax	4,038.00	0.00	(4,038.00)	849,509.00	1,137,085.78	287,576.78
01.030 Income Tax	0.00	0.00	0.00	0.00	0.00	0.00
01.035 Unrestricted Grants-in-Aid	209,232.00	236,147.61	26,915.61	1,464,019.00	1,584,065.64	120,046.64
01.040 Restricted Grants-in-Aid	2,642.00	2,674.46	32.46	15,642.00	18,721.08	3,079.08
01.045 Restricted Federal Grants-in-Aid - SFSF	0.00	0.00	0.00	0.00	0.00	0.00
01.050 Property Tax Allocation	5,066.00	0.00	(5,066.00)	203,141.00	153,686.53	(49,454.47)
01.060 All Other Operating Revenue	33,850.00	58,565.98	24,715.98	436,981.00	454,304.82	17,323.82
01.070 Total Revenue	254,828.00	297,388.05	42,560.05	3,720,980.00	4,051,118.28	330,138.28
02.010 Proceeds from Sale of Notes	0.00	0.00	0.00	0.00	0.00	0.00
02.020 State Emergency Loans & Advancements (Approved)	0.00	0.00	0.00	0.00	0.00	0.00
02.040 Operating Transfers-In	0.00	0.00	0.00	0.00	0.00	0.00
02.050 Advances-In	0.00	0.00	0.00	0.00	36,088.13	36,088.13
02.060 All Other Financial Sources	37.00	75,191.96	75,154.96	19,134.00	107,907.64	88,773.64
02.070 Total Other Financing Sources	37.00	75,191.96	75,154.96	19,134.00	143,995.77	124,861.77
02.080 Total Revenues and Other Financing Sources	254,865.00	372,580.01	117,715.01	3,740,114.00	4,195,114.05	455,000.05
03.010 Personal Services	218,487.00	267,516.98	49,029.98	2,018,500.00	2,039,904.09	21,404.09
03.020 Employees' Retirement/Insurance Benefits	89,885.00	54,991.83	(34,893.17)	649,240.00	617,802.81	(31,437.19)
03.030 Purchased Services	124,093.00	94,582.75	(29,510.25)	829,444.00	625,208.18	(204,235.82)
03.040 Supplies and Materials	26,547.00	25,449.11	(1,097.89)	202,532.00	147,788.03	(54,743.97)
03.050 Capital Outlay	10,245.00	1,000.00	(9,245.00)	123,111.00	81,446.77	(41,664.23)
03.060 Intergovernmental	0.00	0.00	0.00	0.00	0.00	0.00
04.010 Debt Service: All Principal (Historical)	0.00	0.00	0.00	0.00	0.00	0.00
04.020 Debt Service: Principal-Notes	0.00	0.00	0.00	0.00	0.00	0.00
04.030 Debt Service: Principal - State Loans	0.00	0.00	0.00	0.00	0.00	0.00
04.040 Debt Service: Principal - State Advancements	0.00	0.00	0.00	0.00	0.00	0.00
04.050 Debt Service: Principal - HB 264 Loans	0.00	0.00	0.00	37,000.00	37,000.00	0.00
04.055 Debt Service: Principal - Other	0.00	0.00	0.00	0.00	0.00	0.00
04.060 Debt Service: Interest and Fiscal Charges	0.00	0.00	0.00	3,250.00	297.45	(2,952.55)
04.300 Other Objects	4,813.00	952.38	(3,860.62)	52,683.00	44,574.17	(8,108.83)
04.500 Total Expenditures	474,070.00	444,493.05	(29,576.95)	3,915,760.00	3,594,021.50	(321,738.50)
05.010 Operational Transfers - Out	0.00	0.00	0.00	48,206.00	71,141.32	22,935.32
05.020 Advances - Out	0.00	0.00	0.00	0.00	0.00	0.00
05.030 All Other Financing Uses	0.00	0.00	0.00	0.00	0.00	0.00
05.040 Total Other Financing Uses	0.00	0.00	0.00	48,206.00	71,141.32	22,935.32
05.050 Total Expenditure and Other Financing Uses	474,070.00	444,493.05	(29,576.95)	3,963,966.00	3,665,162.82	(298,803.18)
06.010 Excess Rev & Oth Financing Sources over(under) Exp & Oth F	(219,205.00)	(71,913.04)	147,291.96	(223,852.00)	529,951.23	753,803.23
07.010 Cash Balance-July1 -Excluding Proposed Renew/Replace & New	0.00	10,510,877.45	10,510,877.45	0.00	9,909,013.18	9,909,013.18
07.020 Cash Balance June 30	(219,205.00)	10,438,964.41	10,658,169.41	(223,852.00)	10,438,964.41	10,662,816.41
08.010 Estimated Encumbrances June 30	0.00	887,099.11	887,099.11	0.00	887,099.11	887,099.11