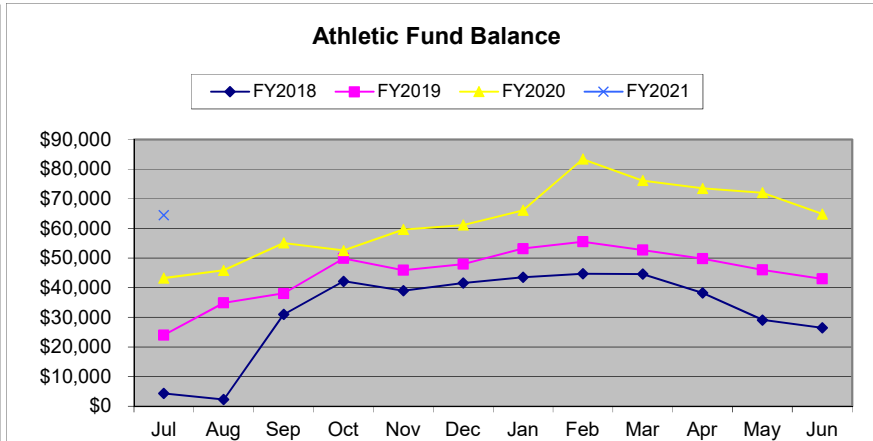
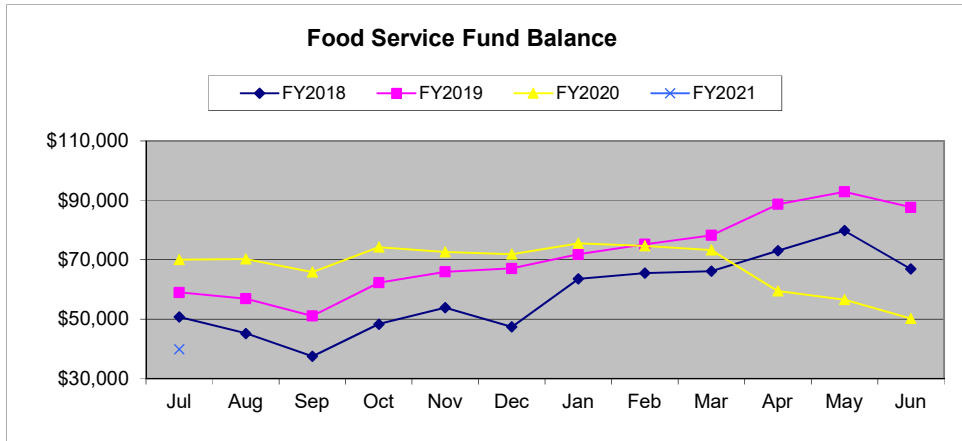


Lucas Local Schools

Monthly Finance Report

For the period ending: July 31, 2020



Permanent Improvement Fund Balance: \$ 1,203,274.02

Expenditures Current Month:

Ag Design (Football Field pmt #2)	\$ 101,183.00
VEC Inc (Café Project Audio/Visual)	\$ 11,739.62
Live AV (Café Project Accoustic Panels)	\$ 12,463.75

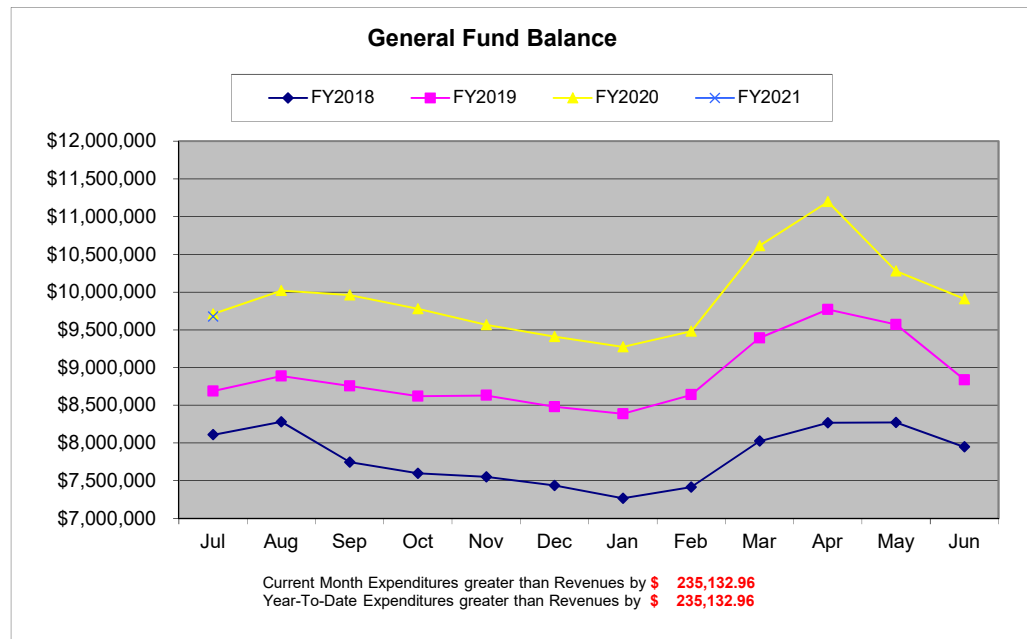
Total \$ 125,386.37

Open Purchase Orders:

5200554 - VEC Inc. Cafeteria Project	\$ 22,550.00
5200555 - Live AV Cafeteria Project	\$ 12,463.75
5200557 - Garmann/Miller Football Field Project	\$ 2,100.00
5200571 - Garmann/Miller Storage Building Project	\$ 9,000.00
5200618 - Agricultural Design (Football Field)	\$ 202,367.00
5210235 - Garmann/Miller Master Planning	\$ 30,000.00

Total \$ 278,480.75

Amount Available for Projects: \$ 924,793.27



General Fund Information:

Last Year ending cash balance June 30, 2020:	\$ 9,946,013	Actual (updated 6/30/2020)
Forecasted Ending cash balance June 30, 2021:	\$ 9,781,857	updated 05/05/2020
Forecasted Ending cash balance June 30, 2022:	\$10,482,402	updated 05/05/2020
Forecasted Ending cash balance June 30, 2023:	\$10,571,784	updated 05/05/2020
Forecasted Ending cash balance June 30, 2024:	\$10,326,591	updated 05/05/2020
Forecasted Ending cash balance June 30, 2025:	\$ 9,693,337	updated 05/05/2020

Gross Depository Balances:

Richland Bank General	\$148,000.00
Richland Bank Sweep	\$10,032.44
Richland Bank Payment	\$1,000.00
Richland Bank MM Savings	\$535,624.30
Star Ohio	\$5,547,445.22
Richland Bank Athletic	\$737.50

Total Depository Balances (Gross) \$6,242,839.46

Adjustments to Bank Balance:

Cash in Transit to Bank	\$0.00
Outstanding Checks	(\$13,015.68)
Adjustments:	
Athletic Checking	(\$737.50)

Total Adjustments to Bank Balance (\$13,753.18)

Investments:

Treasury Bonds and Notes	\$0.00
Certificate of Deposits	\$0.00
Other Securities	\$0.00
Other Investments:	
Richland Bank Investments (Cost Basis)	\$5,033,943.37

Total Investments \$5,033,943.37

Cash on Hand:

Petty Cash:	
Board Office Petty Cash	\$50.00
Change Funds - Buildings/Cafeteria	\$300.00
Change Funds - Athletic	\$1,500.00
Change Cash:	
Cash with Fiscal Agent	\$0.00

Total Cash on Hand \$1,850.00

Total Balances \$11,264,879.65

Total Fund Balance \$11,264,879.65

Depository Clearance Accounts:

Total Clearance Account Balances \$0.00

Treasurer

Start Date: 07/01/20

End Date: 07/31/20

LUCAS LOCAL SCHOOL DISTRICT

Monthly Check Register

Check Number	Type	Date	Name	Vendor #	Status	Reconcile Date	Void Date	Amount
0	PAYROLL	7/10/2020	LUCAS LOCAL SCHOOL DISTRICT		RECONCILED	7/10/2020		\$ 132,241.13
0	PAYROLL	7/24/2020	LUCAS LOCAL SCHOOL DISTRICT		RECONCILED	7/24/2020		130,353.54
0	ACCOUNTS_PAYABLE	7/31/2020	CENTURYLINK	131227	RECONCILED	7/31/2020		55.92
0	ACCOUNTS_PAYABLE	7/31/2020	OHIO.NET INTERNET PROVIDERS	931559	RECONCILED	7/31/2020		197.52
0	ACCOUNTS_PAYABLE	7/31/2020	OHIO DEPARTMENT OF JOB AND	207475	RECONCILED	7/31/2020		517.10
0	ACCOUNTS_PAYABLE	7/31/2020	PITNEY BOWES	997301	RECONCILED	7/31/2020		150.46
0	ACCOUNTS_PAYABLE	7/31/2020	RICHLAND BANK	900300	RECONCILED	7/31/2020		3,578.60
0	ACCOUNTS_PAYABLE	7/31/2020	SCHOOL EMPLOYEES RETIREMENT	902003	RECONCILED	7/31/2020		14,632.32
0	ACCOUNTS_PAYABLE	7/31/2020	SPECTRUM COMMUNICATIONS	902009	RECONCILED	7/31/2020		271.68
0	ACCOUNTS_PAYABLE	7/31/2020	STATE TEACHERS RETIREMENT SYST	902002	RECONCILED	7/31/2020		32,889.57
20913	ACCOUNTS_PAYABLE	7/9/2020	B A S A	11040	RECONCILED	7/22/2020		936.80
20914	ACCOUNTS_PAYABLE	7/9/2020	MCQUATE UNDERGROUND	131746	RECONCILED	7/14/2020		1,200.00
20915	ACCOUNTS_PAYABLE	7/9/2020	NORTH CENTRAL STATE COLLEGE	131289	RECONCILED	7/16/2020		751.49
20916	ACCOUNTS_PAYABLE	7/9/2020	REDCORT SOFTWARE INC	131711	RECONCILED	7/20/2020		225.00
20917	ACCOUNTS_PAYABLE	7/9/2020	SAUDER CONCRETE SOLUTIONS LTD	131604	RECONCILED	7/13/2020		24,000.00
20918	ACCOUNTS_PAYABLE	7/20/2020	AGRICULTURAL DESIGN INC.	131694	RECONCILED	7/27/2020		101,183.00
20919	ACCOUNTS_PAYABLE	7/20/2020	COLUMBIA GAS	55990	RECONCILED	7/27/2020		528.63
20920	ACCOUNTS_PAYABLE	7/20/2020	CXTEC INC	131748	RECONCILED	7/28/2020		581.02
20921	ACCOUNTS_PAYABLE	7/20/2020	FAMOUS ENTERPRISES	84375	RECONCILED	7/23/2020		315.10
20922	ACCOUNTS_PAYABLE	7/20/2020	INTERSTATE BATTERY N.C.O	132195	RECONCILED	7/24/2020		826.75
20923	ACCOUNTS_PAYABLE	7/20/2020	LIVE AV	131645	RECONCILED	7/27/2020		12,463.75
20924	ACCOUNTS_PAYABLE	7/20/2020	M T BUSINESS TECHNOLOGIES	178795	RECONCILED	7/27/2020		85.44
20925	ACCOUNTS_PAYABLE	7/20/2020	TEAM SPORTS INC	131372	RECONCILED	7/28/2020		360.00
20926	ACCOUNTS_PAYABLE	7/20/2020	VEC INC	274350	RECONCILED	7/23/2020		11,739.62
20927	ACCOUNTS_PAYABLE	7/23/2020	FURBAY/MANSFIELD ELECTRIC	173790	RECONCILED	7/30/2020		394.71
20928	ACCOUNTS_PAYABLE	7/23/2020	MNCO	203925	OUTSTANDING			69.75
20929	ACCOUNTS_PAYABLE	7/23/2020	THE OHIO FLOOR COMPANY	131656	RECONCILED	7/31/2020		22,700.00
20930	ACCOUNTS_PAYABLE	7/23/2020	QUILL CORPORATION	218550	OUTSTANDING			160.93
20931	ACCOUNTS_PAYABLE	7/23/2020	RUMPKE OF OHIO, INC.	131247	OUTSTANDING			1,071.50
20932	ACCOUNTS_PAYABLE	7/23/2020	STARK COUNTY COG	397268	RECONCILED	7/31/2020		44,451.02
20933	ACCOUNTS_PAYABLE	7/30/2020	KAYLA HIGNITE	131741	OUTSTANDING			1,250.00
20934	ACCOUNTS_PAYABLE	7/30/2020	N.W.O.E.R.C., INC	205850	OUTSTANDING			200.00
20935	ACCOUNTS_PAYABLE	7/30/2020	OHIO HEALTH CONSORTIUM INC.	131307	OUTSTANDING			134.00
20936	ACCOUNTS_PAYABLE	7/30/2020	PAYSCHOOLS	397157	OUTSTANDING			1,745.00
20937	ACCOUNTS_PAYABLE	7/30/2020	RICHLAND BANK	396286	RECONCILED	7/31/2020		1,800.00

Grand Total **\$ 544,061.35**

LUCAS LOCAL SCHOOL DISTRICT

Cash Summary Report

FUND/SCC	Description	Initial Cash	MTD Received	FYTD Received	MTD Expended	FYTD Expended	Fund Balance	Encumbrance	Unencumbered Balance
001-0000	GENERAL FUND	\$ 9,899,383.34	\$ 278,228.65	\$ 278,228.65	\$ 514,959.56	\$ 514,959.56	\$ 9,662,652.43	\$ 1,109,510.72	\$ 8,553,141.71
001-9003	ECONOMIC DISADVANTAGED	0.00	1,597.95	1,597.95	0.00	0.00	1,597.95	0.00	1,597.95
001-9300	CASINO REVENUES SET ASIDE	9,629.84	0.00	0.00	0.00	0.00	9,629.84	7,662.00	1,967.84
003-9096	PERMANENT IMPROVEMENT	1,257,592.35	71,068.04	71,068.04	125,386.37	125,386.37	1,203,274.02	161,684.00	1,041,590.02
006-0000	FOOD SERVICES FUND	50,219.61	11.97	11.97	10,318.43	10,318.43	39,913.15	155,362.38	(115,449.23)
007-9001	SPECIAL TRUST - ELEM FACULTY	792.93	0.24	0.24	0.00	0.00	793.17	0.00	793.17
007-9003	SPECIAL TRUST - M.S. & H.S. FACULTY	156.79	0.05	0.05	0.00	0.00	156.84	0.00	156.84
007-9004	Cathy Gilbert Memorial	1,881.55	0.56	0.56	0.00	0.00	1,882.11	0.00	1,882.11
007-9011	MICHAEL C. FANELLO MEMORIAL SCHOLARSHIP	20,857.01	6.26	6.26	0.00	0.00	20,863.27	1,500.00	19,363.27
008-9095	ENDOWMENT FUND	10,273.40	3.08	3.08	0.00	0.00	10,276.48	500.00	9,776.48
008-9096	Scholarship fund Shelby Cooper	0.00	0.00	0.00	0.00	0.00	0.00	1,500.00	(1,500.00)
008-9099	ENDOWMENT-CHRISTINE WYKA SCHOLARSHIP	22,853.14	6.86	6.86	0.00	0.00	22,860.00	500.00	22,360.00
008-9100	LSSF SCHOLARSHIP FUND	2,501.15	0.38	0.38	1,250.00	1,250.00	1,251.53	1,250.00	1.53
018-9001	PUBLIC SCHOOL SUPPORT FUND - ELEMENTARY	8,588.94	0.00	0.00	0.00	0.00	8,588.94	500.00	8,088.94
018-9002	PUBLIC SCHOOL SUPPORT FUND - MIDDLE SCHOOL	1,884.50	0.00	0.00	0.00	0.00	1,884.50	440.00	1,444.50
018-9003	PUBLIC SCHOOL SUPPORT FUND - HIGH SCHOOL	1,451.87	0.00	0.00	0.00	0.00	1,451.87	1,200.00	251.87
018-9004	SUPT/TREAS FLOWER/FUNDRSR	64.83	0.00	0.00	0.00	0.00	64.83	150.00	(85.17)
019-9105	PARK NATIONAL BANK TEACHER GRANT M. WARNER	250.00	0.00	0.00	0.00	0.00	250.00	0.00	250.00
019-9106	PARK NATIONAL BANK TEACHER GRANT C. IRWIN	0.00	0.00	0.00	0.00	0.00	0.00	0.00	0.00
019-9501	Academic Booster's Mini Grant	1,057.74	0.00	0.00	0.00	0.00	1,057.74	0.00	1,057.74
019-9700	LUCAS LOCAL SCHOOL SUSTAINING FUND	7,763.89	3,820.95	3,820.95	0.00	0.00	11,584.84	11,664.03	(79.19)
020-0000	FARM	2,248.16	0.00	0.00	0.00	0.00	2,248.16	0.00	2,248.16
200-9001	DRAMA CLUB-ELEMENTARY	86.56	0.00	0.00	0.00	0.00	86.56	0.00	86.56
200-9002	DRAMA CLUB-MIDDLE SCHOOL	665.08	0.00	0.00	0.00	0.00	665.08	0.00	665.08
200-9014	CLASS OF 2014	0.00	0.00	0.00	0.00	0.00	0.00	0.00	0.00
200-9015	CLASS OF 2015	1,070.40	0.00	0.00	0.00	0.00	1,070.40	1,070.40	0.00
200-9016	CLASS OF 2016	1,679.92	0.00	0.00	0.00	0.00	1,679.92	0.00	1,679.92
200-9017	CLASS OF 2017	887.97	0.00	0.00	0.00	0.00	887.97	0.00	887.97
200-9018	CLASS OF 2018	1,112.23	0.00	0.00	0.00	0.00	1,112.23	0.00	1,112.23
200-9019	CLASS OF 2019	869.73	0.00	0.00	0.00	0.00	869.73	0.00	869.73
200-9020	CLASS OF 2020	(73.28)	0.00	0.00	0.00	0.00	(73.28)	0.00	(73.28)
200-9021	CLASS OF 2021	2,915.72	0.00	0.00	0.00	0.00	2,915.72	0.00	2,915.72
200-9022	CLASS OF 2022	1,542.00	0.00	0.00	0.00	0.00	1,542.00	0.00	1,542.00
200-9023	CLASS OF 2023	1,075.00	0.00	0.00	0.00	0.00	1,075.00	0.00	1,075.00

LUCAS LOCAL SCHOOL DISTRICT

Cash Summary Report

FUND/SCC	Description	Initial Cash	MTD Received	FYTD Received	MTD Expended	FYTD Expended	Fund Balance	Encumbrance	Unencumbered Balance
200-9024	CLASS OF 2024	\$ 0.00	\$ 0.00	\$ 0.00	\$ 0.00	\$ 0.00	\$ 0.00	\$ 0.00	\$ 0.00
200-9125	FRENCH CLUB	1,151.71	0.00	0.00	0.00	0.00	1,151.71	0.00	1,151.71
200-9128	SPANISH CLUB	713.25	0.00	0.00	0.00	0.00	713.25	0.00	713.25
200-9144	DESTINATION IMAGINATION	64.16	0.00	0.00	0.00	0.00	64.16	0.00	64.16
200-9330	F F A	8,468.88	0.00	0.00	0.00	0.00	8,468.88	0.00	8,468.88
200-9440	MUSIC ACTIVITIES	9,001.77	0.00	0.00	0.00	0.00	9,001.77	2,500.00	6,501.77
200-9611	ELEM STUDENT COUNCIL	1,827.72	0.00	0.00	0.00	0.00	1,827.72	0.00	1,827.72
200-9612	MIDDLE SCHOOL STUDENT COUNCIL	2,414.76	0.00	0.00	0.00	0.00	2,414.76	0.00	2,414.76
200-9613	HS STUDENT COUNCIL	3,939.82	0.00	0.00	0.00	0.00	3,939.82	125.00	3,814.82
200-9680	YEARBOOK	10,780.22	0.00	0.00	0.00	0.00	10,780.22	6,500.00	4,280.22
200-9690	NEWSPAPER	621.59	0.00	0.00	0.00	0.00	621.59	0.00	621.59
200-9710	LUCAS ACADEMIC HONOR SOCIETY	1,080.11	0.00	0.00	0.00	0.00	1,080.11	745.00	335.11
200-9810	LUCAS SCHOOLS PEP CLUB	632.60	0.00	0.00	0.00	0.00	632.60	0.00	632.60
300-9001	ELEM/MS LIBRARY	4,091.88	0.00	0.00	0.00	0.00	4,091.88	8,629.68	(4,537.80)
300-9003	HS LIBRARY	945.07	0.00	0.00	0.00	0.00	945.07	0.00	945.07
300-9500	ATHLETIC	64,831.86	0.00	0.00	360.00	360.00	64,471.86	68,971.00	(4,499.14)
300-9510	ATHLETICS - HS FOOTBALL	1,922.45	0.00	0.00	0.00	0.00	1,922.45	736.00	1,186.45
300-9511	ATHLETICS - MS FOOTBALL	87.67	0.00	0.00	0.00	0.00	87.67	0.00	87.67
300-9520	ATHLETICS - BOYS HS BASKETBALL	1,081.49	0.00	0.00	0.00	0.00	1,081.49	0.00	1,081.49
300-9521	ATHLETICS - BOYS MS BASKETBALL	98.61	0.00	0.00	0.00	0.00	98.61	0.00	98.61
300-9525	ATHLETICS - GIRLS HS BASKETBALL	70.80	0.00	0.00	0.00	0.00	70.80	0.00	70.80
300-9526	ATHLETICS - GIRLS MS BASKETBALL	52.44	0.00	0.00	0.00	0.00	52.44	0.00	52.44
300-9528	ATHLETICS - WRESTLING	3,980.11	0.00	0.00	0.00	0.00	3,980.11	80.00	3,900.11
300-9530	ATHLETICS - BASEBALL	1,499.63	0.00	0.00	0.00	0.00	1,499.63	0.00	1,499.63
300-9540	ATHLETICS - SOFTBALL	2,884.27	0.00	0.00	0.00	0.00	2,884.27	0.00	2,884.27
300-9550	ATHLETICS - HS VOLLEYBALL	1,599.97	0.00	0.00	0.00	0.00	1,599.97	0.00	1,599.97
300-9551	ATHLETICS - MS VOLLEYBALL	0.00	0.00	0.00	0.00	0.00	0.00	0.00	0.00
300-9553	ATHLETICS - HS CHEERLEADING	(26.19)	0.00	0.00	0.00	0.00	(26.19)	0.00	(26.19)
300-9554	ATHLETICS - MS CHEERLEADING	133.99	0.00	0.00	0.00	0.00	133.99	0.00	133.99
300-9560	ATHLETICS - HS CROSS COUNTRY	743.34	0.00	0.00	0.00	0.00	743.34	0.00	743.34
300-9561	ATHLETICS - MS CROSS COUNTRY	220.11	0.00	0.00	0.00	0.00	220.11	0.00	220.11
300-9570	ATHLETICS - HS TRACK & FIELD	2,157.99	0.00	0.00	0.00	0.00	2,157.99	0.00	2,157.99
300-9571	ATHLETICS - MS TRACK & FIELD	0.00	0.00	0.00	0.00	0.00	0.00	0.00	0.00
451-9020	eTech Ohio Connectivity Subsidy	0.00	0.00	0.00	0.00	0.00	0.00	0.00	0.00

LUCAS LOCAL SCHOOL DISTRICT

Cash Summary Report

FUND/SCC	Description	Initial Cash	MTD Received	FYTD Received	MTD Expended	FYTD Expended	Fund Balance	Encumbrance	Unencumbered Balance
451-9021	eTech Ohio Connectivity Subsidy	\$ 0.00	\$ 0.00	\$ 0.00	\$ 0.00	\$ 0.00	\$ 0.00	\$ 0.00	\$ 0.00
467-0000	Student Wellness and Success Fund	0.00	0.00	0.00	0.00	0.00	0.00	0.00	0.00
467-9020	Student Wellness and Success Fund FY20	70,094.87	0.00	0.00	0.00	0.00	70,094.87	0.00	70,094.87
467-9021	Student Wellness and Success Fund FY21	0.00	0.00	0.00	0.00	0.00	0.00	77,500.00	(77,500.00)
499-9019	SCHOOL SAFETY GRANT	0.00	0.00	0.00	0.00	0.00	0.00	0.00	0.00
499-9020	SCHOOL SAFETY GRANT	308.05	0.00	0.00	0.00	0.00	308.05	0.00	308.05
499-9120	BWC School Safety & Security Grant	0.00	0.00	0.00	0.00	0.00	0.00	0.00	0.00
499-9121	School Bus Purchase Program	36,088.13	0.00	0.00	0.00	0.00	36,088.13	36,088.13	0.00
507-9021	ESSER - FY21	0.00	0.00	0.00	0.00	0.00	0.00	54,603.61	(54,603.61)
516-9019	IDEA FY-2019	0.00	0.00	0.00	0.00	0.00	0.00	0.00	0.00
516-9020	IDEA FY-2020	0.00	0.00	0.00	2,436.48	2,436.48	(2,436.48)	0.00	(2,436.48)
516-9021	IDEA FY-2021	0.00	0.00	0.00	0.00	0.00	0.00	20,000.00	(20,000.00)
572-9020	TITLE I FY-2020	0.00	0.00	0.00	0.00	0.00	0.00	0.00	0.00
572-9021	TITLE I FY-2021	0.00	0.00	0.00	0.00	0.00	0.00	7,446.81	(7,446.81)
587-9020	ECSE FY-2020	0.00	0.00	0.00	0.00	0.00	0.00	0.00	0.00
587-9021	ECSE FY-2021	0.00	0.00	0.00	0.00	0.00	0.00	1,475.63	(1,475.63)
590-9020	TITLE II-A FY-2020	0.00	0.00	0.00	0.00	0.00	0.00	0.00	0.00
590-9021	TITLE II-A FY-2021	0.00	0.00	0.00	0.00	0.00	0.00	0.00	0.00
599-9020	TITLE IV-A Student Sprt & Acad Enrichment	0.00	0.00	0.00	0.00	0.00	0.00	0.00	0.00
599-9021	TITLE IV-A Student Sprt & Acad Enrichment	0.00	0.00	0.00	0.00	0.00	0.00	0.00	0.00
599-9915	REAP 7/1/2018-09/30/2019	0.00	0.00	0.00	0.00	0.00	0.00	0.00	0.00
599-9916	REAP 7/1/2019-09/30/2020	0.00	0.00	0.00	0.00	0.00	0.00	0.00	0.00
599-9917	REAP 7/1/2019-09/30/2020	0.00	0.00	0.00	0.00	0.00	0.00	0.00	0.00
599-9920	EPA Clean Diesel Rebate Program CFDA 66.039	20,000.00	0.00	0.00	0.00	0.00	20,000.00	20,000.00	0.00
Grand Total		\$ 11,564,845.50	\$ 354,744.99	\$ 354,744.99	\$ 654,710.84	\$ 654,710.84	\$ 11,264,879.65	\$ 1,759,894.39	\$ 9,504,985.26

Lucas Local School District Investment Report

Invest #	Issue Date	Maturity		Description	Interest	Invested
		Date	Date		Rate	Amount
1202	8/20/2018	8/24/2020		Morgan Stanley CD 61747M5D9	2.800%	\$ 200,000.00
1092	9/8/2017	9/8/2020		Lake City Bank Warsaw 508176CK8	1.850%	\$ 250,000.00
1103	9/15/2016	9/29/2020		Enerbank USA CD 29266N3V7	1.300%	\$ 200,000.00
1079	6/6/2016	12/4/2020		Comm Fin Svcs Bank CD 20364ABL8	1.350%	\$ 200,000.00
1073	3/2/2016	3/2/2021		Goldman Sachs Bank 38148PBN6	1.800%	\$ 200,000.00
1080	6/1/2016	5/11/2021		Capital One Bank CD 140420ZC7	1.600%	\$ 200,672.00
1081	6/15/2016	6/15/2021		Celtic Bank CD 15118RLA3	1.500%	\$ 200,000.00
1106	1/15/2019	7/19/2021		TIAA Federal Savings Bank CD 87270LBQ5	2.750%	\$ 200,000.00
1104	7/21/2017	7/26/2021		Barclays Bank CD 06740KKQ9	2.050%	\$ 50,000.00
1204	8/1/2019	8/2/2021		Three Rivers Federal CU 88563LAH0	2.100%	\$ 235,000.00
1205	8/7/2019	8/9/2021		Capital One NA 14042RMR9	2.100%	\$ 235,000.00
1206	8/8/2019	8/9/2021		Morgan Stanley Pvt Bank 61760AS83	2.100%	\$ 235,000.00
1207	8/23/2019	8/23/2021		CIT Bank NA 12556LAY2	1.900%	\$ 235,000.00
1102	9/15/2016	9/24/2021		Comenity Capital Bank CD 20033ASE7	1.700%	\$ 200,000.00
1209	10/29/2019	11/8/2021		Raymond James Bank 75472RAG6	1.700%	\$ 200,000.00
1110	3/21/2019	3/21/2022		Ally Bank CD 02007GJD6	2.700%	\$ 235,000.00
1087	8/16/2014	8/23/2022		Sallie Mae Bank/SAL 795450D36	2.335%	\$ 250,000.00
1090	8/31/2017	8/28/2022		Bridgewater Bank Bloom MN 108622FX4	1.900%	\$ 250,000.00
1091	9/1/2017	9/1/2022		Discover Bank CD 254673BE5	2.300%	\$ 250,000.00
1208	9/20/2019	9/20/2022		BMW Bank North America 05580ASH8	1.850%	\$ 235,000.00
1093	10/13/2017	10/13/2022		Synchrony Bank CD 87165ENW3	2.350%	\$ 50,000.00
1094	12/5/2017	12/5/2022		American Express Centurion CD 02587D2Q0	2.500%	\$ 200,000.00
1095	12/15/2017	12/15/2022		First NE Bank Nebraska CD 33583FAC6	2.250%	\$ 200,000.00
1096	1/10/2018	1/10/2023		Wells Fargo CD 979763MM5	2.600%	\$ 50,000.00
1097	2/28/2018	2/28/2023		Ohio Valley Bank CD 677721CS9	2.600%	\$ 25,000.00
1098	3/6/2018	3/6/2023		State Bank of Indiana 856285JS1	3.000%	\$ 225,000.00
Total Investments at Maturity:						\$ 5,010,672.00

LUCAS LOCAL SCHOOL DISTRICT
Monthly Summary of Revenues by Fund

Fund	Description	FYTD Receivable	FYTD Actual Receipts	MTD Actual Receipts	FYTD Balance Receivable	FYTD Percent Receivable
001	GENERAL	\$ 7,182,532.00	\$ 279,826.60	\$ 279,826.60	\$ 6,902,705.40	3.90 %
003	PERMANENT IMPROVEMENT	575,000.00	71,068.04	71,068.04	503,931.96	12.36
006	FOOD SERVICE	204,405.00	11.97	11.97	204,393.03	0.01
007	SPECIAL TRUST	309.00	7.11	7.11	301.89	2.30
008	ENDOWMENT	3,880.00	10.32	10.32	3,869.68	0.27
018	PUBLIC SCHOOL SUPPORT	21,900.00	0.00	0.00	21,900.00	0.00
019	OTHER GRANT	40,000.00	3,820.95	3,820.95	36,179.05	9.55
020	SPECIAL ENTERPRISE FUND	0.00	0.00	0.00	0.00	0.00
200	STUDENT MANAGED ACTIVITY	52,425.00	0.00	0.00	52,425.00	0.00
300	DISTRICT MANAGED ACTIVITY	137,830.00	0.00	0.00	137,830.00	0.00
451	DATA COMMUNICATION FUND	5,400.00	0.00	0.00	5,400.00	0.00
467	Student Wellness and Success Fund	100,181.00	0.00	0.00	100,181.00	0.00
499	MISCELLANEOUS STATE GRANT FUND	0.00	0.00	0.00	0.00	0.00
507	ELEMENTARY AND SECONDARY SCHOOL EMERGENCY RELIEF FUND	54,603.61	0.00	0.00	54,603.61	0.00
516	IDEA PART B GRANTS	132,322.22	0.00	0.00	132,322.22	0.00
572	TITLE I DISADVANTAGED CHILDREN	82,978.69	0.00	0.00	82,978.69	0.00
587	IDEA PRESCHOOL-HANDICAPPED	4,544.91	0.00	0.00	4,544.91	0.00
590	IMPROVING TEACHER QUALITY	18,040.74	0.00	0.00	18,040.74	0.00
599	MISCELLANEOUS FED. GRANT FUND	45,251.95	0.00	0.00	45,251.95	0.00
Grand Total		\$ 8,661,604.12	\$ 354,744.99	\$ 354,744.99	\$ 8,306,859.13	