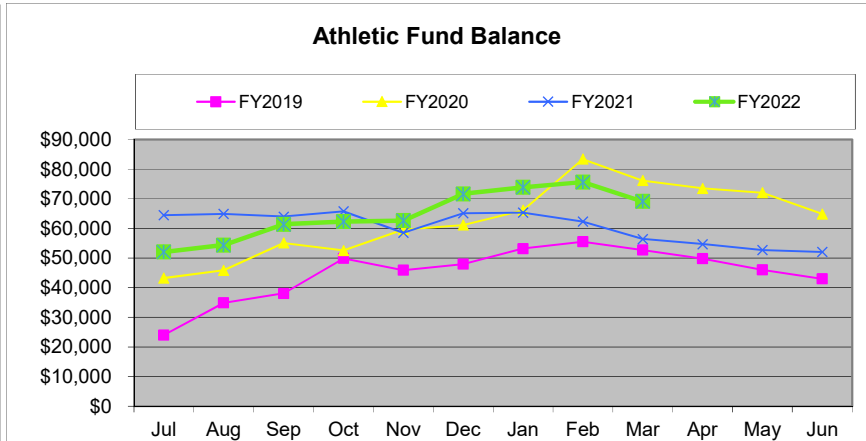
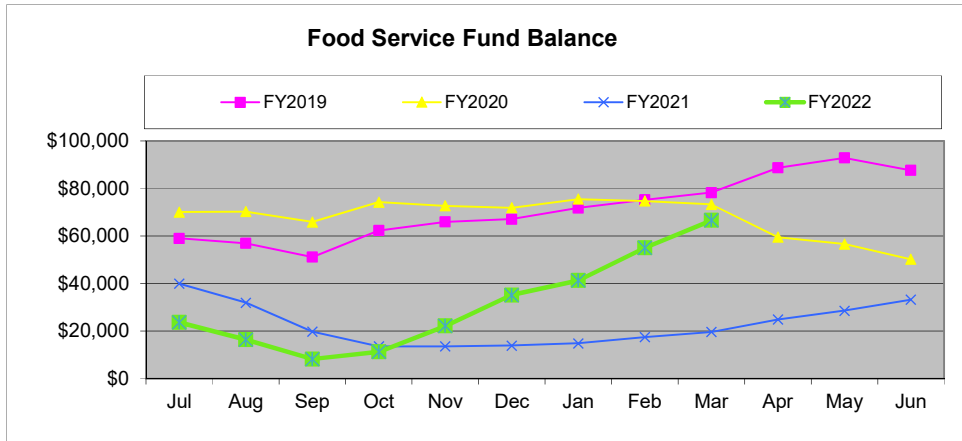


**Lucas Local Schools**  
Monthly Finance Report  
For the period ending: MAR 2022



**PERMANENT IMPROVEMENT FUND (003):** \$ 1,056,929.64  
**CAPITAL PROJECTS FUND (070):** \$1,111,790.40  
**Expenditures Current Month:**

\$ -

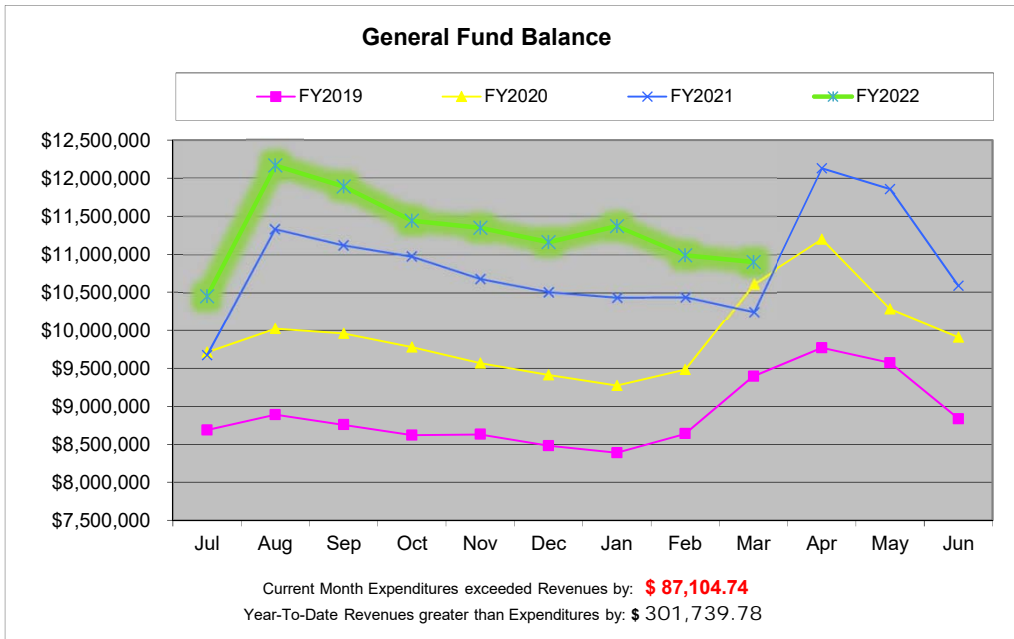
**Total** \$ -

**Open Purchase Orders:**

GARMANN-MILLER & ASSOC. (FUND 003) \$ 5,000.00  
 PO#5220500 (TRACK PROJECT)  
 STANDARD PLUMBING \$ 34,980.00  
 PO#5220463 - BOILER REPLACEMENT  
 HAMMETT ASPHALT PAVING INC \$ 124,970.00  
 PO#5220606

**Total** \$ 164,950.00

**Amount Available for Projects:** \$ 2,003,770.04



**General Fund Information:**  
 Last Year ending cash balance June 30, 2021: \$10,583,589 Actual (updated 6/30/2021)  
 Forecasted Ending cash balance June 30, 2022: \$11,865,207 updated 05/18/2021  
 Forecasted Ending cash balance June 30, 2023: \$12,529,341 updated 05/18/2021  
 Forecasted Ending cash balance June 30, 2024: \$ 12,648,014 updated 05/18/2021  
 Forecasted Ending cash balance June 30, 2025: \$ 12,756,284 updated 05/18/2021

Gross Depository Balances:

Richland Bank General	\$148,100.00
Richland Bank Sweep	\$281,176.32
Richland Bank Payment	\$1,000.00
Richland Bank MM Savings	\$306,204.20
Star Ohio	\$9,264,063.09
Richland Bank Athletic	\$2,906.50

Total Depository Balances (Gross) \$10,003,450.11

Adjustments to Bank Balance:

Cash in Transit to Bank	\$0.00
Outstanding Checks	(\$3,297.84)
Adjustments:	
Athletic Checking	(\$2,906.50)

Total Adjustments to Bank Balance (\$6,204.34)

Investments:

Treasury Bonds and Notes	\$0.00
Certificate of Deposits	\$0.00
Other Securities	\$0.00
Other Investments:	
Richland Bank Investments (Cost Basis)	\$3,438,814.62

Total Investments \$3,438,814.62

Cash on Hand:

Petty Cash:	
BOARD OFFICE & ELEM PETTY CASH	\$100.00
HS & STUDENT ACT PETTY CASH	\$100.00
ATHLETICS PETTY CASH	\$500.00
FOOD SERVICE PETTY CASH	\$100.00
Change Cash:	
Cash with Fiscal Agent	\$0.00

Total Cash on Hand \$800.00

Total Balances \$13,436,860.39

Total Fund Balance \$13,436,860.39

Depository Clearance Accounts:

Total Clearance Account Balances \$0.00

Treasurer

## LUCAS LOCAL SCHOOL DISTRICT

### Cash Summary Report

FUND/SCC	Description	Initial Cash	MTD Received	FYTD Received	MTD Expended	FYTD Expended	Fund Balance	Encumbrance	Unencumbered Balance
001-0000	GENERAL FUND	\$ 10,583,589.32	\$ 195,985.62	\$ 4,752,969.19	\$ 354,119.00	\$ 4,486,580.51	\$ 10,849,978.00	\$ 672,862.74	\$ 10,177,115.26
001-9003	ECONOMIC DISADVANTAGED	14,345.63	60,862.64	53,321.45	0.00	980.00	66,687.08	0.00	66,687.08
001-9300	CASINO REVENUES SET ASIDE	(1,620.63)	0.00	32,755.96	(10,166.00)	49,746.31	(18,610.98)	8,120.05	(26,731.03)
003-9096	PERMANENT IMPROVEMENT	1,024,456.64	0.00	0.00	0.00	(32,473.00)	1,056,929.64	167,393.00	889,536.64
006-0000	FOOD SERVICES FUND	33,203.62	29,664.43	201,931.81	18,088.81	168,563.41	66,572.02	71,413.59	(4,841.57)
007-9001	SPECIAL TRUST - ELEM FACULTY	794.05	0.20	25.72	0.00	167.00	652.77	0.00	652.77
007-9003	SPECIAL TRUST - M.S. & H.S. FACULTY	157.02	0.04	25.16	0.00	65.00	117.18	0.00	117.18
007-9004	Cathy Gilbert Memorial	1,884.22	0.57	1.83	0.00	0.00	1,886.05	0.00	1,886.05
007-9011	MICHAEL C. FANELLO MEMORIAL SCHOLARSHIP	20,386.41	5.82	19.11	0.00	1,000.00	19,405.52	1,000.00	18,405.52
008-9095	ENDOWMENT FUND	9,787.74	2.94	9.45	0.00	0.00	9,797.19	500.00	9,297.19
008-9096	Scholarship fund Shelby Cooper	0.00	0.00	2,000.00	500.00	2,000.00	0.00	0.00	0.00
008-9099	ENDOWMENT-CHRISTINE WYKA SCHOLARSHIP	22,385.52	9.72	10,028.07	0.00	0.00	32,413.59	500.00	31,913.59
008-9100	LSSF SCHOLARSHIP FUND	5,000.33	0.00	1.14	0.00	5,000.00	1.47	0.00	1.47
018-9001	PUBLIC SCHOOL SUPPORT FUND - ELEMENTARY	7,596.25	0.00	725.54	56.60	1,389.60	6,932.19	586.80	6,345.39
018-9002	PUBLIC SCHOOL SUPPORT FUND - MIDDLE SCHOOL	1,427.70	0.00	0.00	0.00	320.36	1,107.34	4,840.00	(3,732.66)
018-9003	PUBLIC SCHOOL SUPPORT FUND - HIGH SCHOOL	3,322.22	0.00	1,400.08	0.00	1,149.90	3,572.40	3,472.85	99.55
018-9004	SUPT/TREAS FLOWER/FUNDRSR	20.88	0.00	135.00	84.90	134.90	20.98	0.00	20.98
019-9105	PARK NATIONAL BANK TEACHER GRANT M. WARNER	250.00	0.00	0.00	0.00	0.00	250.00	0.00	250.00
019-9501	Academic Booster's Mini Grant	1,057.74	250.00	250.00	0.00	0.00	1,307.74	0.00	1,307.74
019-9700	LUCAS LOCAL SCHOOL SUSTAINING FUND	10,023.18	0.00	26,001.63	400.00	26,886.98	9,137.83	15,153.57	(6,015.74)
020-0000	FARM	2,248.16	0.00	0.00	0.00	0.00	2,248.16	0.00	2,248.16
070-9021	CAPITAL PROJECTS FUND	1,000,000.00	0.00	111,790.40	0.00	0.00	1,111,790.40	0.00	1,111,790.40
200-9001	DRAMA CLUB-ELEMENTARY	86.56	0.00	0.00	0.00	0.00	86.56	0.00	86.56
200-9002	DRAMA CLUB-MIDDLE SCHOOL	665.08	0.00	0.00	0.00	0.00	665.08	0.00	665.08
200-9015	CLASS OF 2015	1,070.40	0.00	0.00	0.00	0.00	1,070.40	0.00	1,070.40
200-9016	CLASS OF 2016	1,679.92	0.00	0.00	0.00	1,679.92	0.00	0.00	0.00
200-9017	CLASS OF 2017	887.97	0.00	0.00	0.00	0.00	887.97	0.00	887.97
200-9018	CLASS OF 2018	1,112.23	0.00	0.00	0.00	0.00	1,112.23	0.00	1,112.23
200-9019	CLASS OF 2019	869.73	0.00	0.00	0.00	0.00	869.73	0.00	869.73
200-9020	CLASS OF 2020	0.00	0.00	0.00	0.00	0.00	0.00	0.00	0.00
200-9021	CLASS OF 2021	3,194.22	0.00	0.00	0.00	2,863.00	331.22	0.00	331.22
200-9022	CLASS OF 2022	1,073.84	83.00	3,046.81	0.00	1,795.00	2,325.65	1,800.00	525.65
200-9023	CLASS OF 2023	2,405.00	40.00	1,425.50	0.00	1,662.65	2,167.85	1,849.35	318.50
200-9024	CLASS OF 2024	620.00	0.00	700.00	0.00	0.00	1,320.00	0.00	1,320.00

## LUCAS LOCAL SCHOOL DISTRICT Cash Summary Report

FUND/SCC	Description	Initial Cash	MTD Received	FYTD Received	MTD Expended	FYTD Expended	Fund Balance	Encumbrance	Unencumbered Balance
200-9025	STUDENT MANAGED ACTIVITY	\$ 0.00	\$ 20.00	\$ 520.00	\$ 0.00	\$ 0.00	\$ 520.00	\$ 0.00	\$ 520.00
200-9125	FRENCH CLUB	1,151.71	0.00	0.00	0.00	0.00	1,151.71	0.00	1,151.71
200-9128	SPANISH CLUB	713.25	0.00	0.00	0.00	0.00	713.25	0.00	713.25
200-9144	DESTINATION IMAGINATION	64.16	0.00	0.00	0.00	0.00	64.16	0.00	64.16
200-9330	F F A	10,430.03	0.00	7,244.21	0.00	5,229.55	12,444.69	252.00	12,192.69
200-9440	MUSIC ACTIVITIES	9,757.64	0.00	1,768.10	0.00	539.72	10,986.02	513.74	10,472.28
200-9470	CHOIR	300.00	0.00	159.05	0.00	0.00	459.05	0.00	459.05
200-9611	ELEM STUDENT COUNCIL	2,027.61	18.48	1,031.55	39.70	543.05	2,516.11	448.33	2,067.78
200-9612	MIDDLE SCHOOL STUDENT COUNCIL	2,401.08	0.00	209.00	0.00	40.00	2,570.08	80.00	2,490.08
200-9613	HS STUDENT COUNCIL	3,339.76	0.00	1,423.00	125.25	898.12	3,864.64	447.35	3,417.29
200-9680	YEARBOOK	9,154.14	430.00	1,930.00	0.00	800.25	10,283.89	1,699.75	8,584.14
200-9690	NEWSPAPER	621.59	0.00	0.00	0.00	0.00	621.59	0.00	621.59
200-9710	LUCAS ACADEMIC HONOR SOCIETY	374.16	650.00	650.00	0.00	550.00	474.16	1,200.00	(725.84)
200-9810	LUCAS SCHOOLS PEP CLUB	632.60	0.00	0.00	0.00	0.00	632.60	0.00	632.60
300-9001	ELEM/MS LIBRARY	5,920.34	418.95	5,806.31	120.09	3,509.71	8,216.94	5,110.38	3,106.56
300-9003	HS LIBRARY	934.32	8.26	49.46	0.00	0.00	983.78	0.00	983.78
300-9500	ATHLETIC	52,069.22	230.00	67,529.55	6,774.00	50,508.31	69,090.46	33,961.96	35,128.50
300-9510	ATHLETICS - HS FOOTBALL	4,075.50	15,304.00	18,326.40	280.00	1,385.10	21,016.80	6,980.63	14,036.17
300-9511	ATHLETICS - MS FOOTBALL	87.67	0.00	0.00	0.00	0.00	87.67	0.00	87.67
300-9520	ATHLETICS - BOYS HS BASKETBALL	938.99	0.00	245.00	0.00	1,028.00	155.99	0.00	155.99
300-9521	ATHLETICS - BOYS MS BASKETBALL	98.61	0.00	0.00	0.00	0.00	98.61	0.00	98.61
300-9525	ATHLETICS - GIRLS HS BASKETBALL	581.80	0.00	0.00	0.00	544.00	37.80	0.00	37.80
300-9526	ATHLETICS - GIRLS MS BASKETBALL	52.44	0.00	0.00	0.00	0.00	52.44	0.00	52.44
300-9528	ATHLETICS - WRESTLING	3,900.11	0.00	0.00	0.00	0.00	3,900.11	0.00	3,900.11
300-9530	ATHLETICS - BASEBALL	819.63	0.00	4,700.00	1,548.00	1,808.00	3,711.63	1,593.00	2,118.63
300-9540	ATHLETICS - SOFTBALL	2,884.27	1,051.00	1,051.00	0.00	0.00	3,935.27	1,890.30	2,044.97
300-9550	ATHLETICS - HS VOLLEYBALL	1,776.97	0.00	1,116.00	0.00	2,113.18	779.79	0.00	779.79
300-9551	ATHLETICS - MS VOLLEYBALL	0.00	0.00	0.00	0.00	0.00	0.00	0.00	0.00
300-9553	ATHLETICS - HS CHEERLEADING	0.00	1,295.31	2,974.82	0.00	0.00	2,974.82	810.75	2,164.07
300-9554	ATHLETICS - MS CHEERLEADING	107.80	0.00	0.00	0.00	0.00	107.80	0.00	107.80
300-9560	ATHLETICS - HS CROSS COUNTRY	743.34	0.00	142.00	0.00	141.00	744.34	0.00	744.34
300-9561	ATHLETICS - MS CROSS COUNTRY	220.11	0.00	0.00	0.00	0.00	220.11	0.00	220.11
300-9570	ATHLETICS - HS TRACK & FIELD	2,262.99	0.00	165.00	107.40	107.40	2,320.59	95.73	2,224.86

## LUCAS LOCAL SCHOOL DISTRICT Cash Summary Report

FUND/SCC	Description	Initial Cash	MTD Received	FYTD Received	MTD Expended	FYTD Expended	Fund Balance	Encumbrance	Unencumbered Balance
300-9571	ATHLETICS - MS TRACK & FIELD	\$ 0.00	\$ 0.00	\$ 0.00	\$ 0.00	\$ 0.00	\$ 0.00	\$ 0.00	\$ 0.00
451-9021	eTech Ohio Connectivity Subsidy	0.00	0.00	0.00	0.00	0.00	0.00	0.00	0.00
451-9022	eTech Ohio Connectivity Subsidy	0.00	2,700.00	5,400.00	0.00	0.00	5,400.00	0.00	5,400.00
467-9020	Student Wellness and Success Fund FY20	10,554.63	0.00	0.00	0.00	0.00	10,554.63	10,554.63	0.00
467-9021	Student Wellness and Success Fund FY21	97,890.75	0.00	0.00	2,500.00	33,723.87	64,166.88	40,721.50	23,445.38
467-9022	Student Wellness and Success Fund FY21	0.00	0.00	0.00	0.00	1,000.00	(1,000.00)	0.00	(1,000.00)
499-9020	SCHOOL SAFETY GRANT	0.00	0.00	0.00	0.00	0.00	0.00	0.00	0.00
499-9021	SCHOOL SAFETY GRANT	2,055.39	0.00	0.00	0.00	2,055.39	0.00	0.00	0.00
499-9121	School Bus Purchase Program	0.00	0.00	0.00	0.00	0.00	0.00	0.00	0.00
507-9021	ESSER (Elem & Sec School Emergency Relief)	0.00	0.00	0.00	0.00	0.00	0.00	0.00	0.00
507-9022	ESSER II	0.00	14,407.97	199,992.84	4,627.05	204,619.89	(4,627.05)	12,949.15	(17,576.20)
507-9122	ARP ESSER	0.00	4,907.82	31,868.11	5,148.16	37,016.27	(5,148.16)	0.00	(5,148.16)
508-9021	GEER (Governor's Emergency Education Relief)	0.00	0.00	0.00	0.00	0.00	0.00	0.00	0.00
510-9021	CRF (Coronavirus Relief Fund)	0.00	0.00	0.00	0.00	0.00	0.00	0.00	0.00
510-9121	BroadBand Ohio Connectivity Grant	0.00	0.00	10,799.82	0.00	10,799.82	0.00	0.00	0.00
510-9221	CRF Rich Cty Commisioners	0.00	0.00	0.00	0.00	0.00	0.00	0.00	0.00
516-9020	IDEA FY-2020	0.00	0.00	0.00	0.00	0.00	0.00	0.00	0.00
516-9021	IDEA FY-2021	0.00	6,728.60	9,132.78	0.00	9,132.78	0.00	0.00	0.00
516-9022	IDEA FY-2021	0.00	7,960.12	72,398.94	17,960.14	90,359.08	(17,960.14)	0.00	(17,960.14)
572-9021	TITLE I FY-2021	0.00	0.00	(1,067.15)	0.00	(1,067.15)	0.00	1,067.15	(1,067.15)
572-9022	TITLE I FY-2021	0.00	5,086.37	32,004.54	9,475.18	41,479.72	(9,475.18)	495.35	(9,970.53)
572-9122	TITLE I DISADVANTAGED CHILDREN	0.00	0.00	2,079.29	0.00	2,079.29	0.00	0.00	0.00
584-9022	TITLE IV, PART A STUDENT SUPPORT AND ACADEM ENRICH	0.00	0.00	9,000.00	0.00	9,000.00	0.00	0.00	0.00
587-9021	ECSE FY-2021	0.00	0.00	4,538.69	0.00	4,538.69	0.00	0.00	0.00
587-9022	ECSE FY-2021	0.00	0.00	0.00	2,253.92	2,253.92	(2,253.92)	0.00	(2,253.92)
590-9021	TITLE II-A FY-2021	0.00	0.00	0.00	0.00	0.00	0.00	0.00	0.00
590-9022	TITLE II-A FY-2021	0.00	482.33	15,170.57	1,566.83	16,737.40	(1,566.83)	0.00	(1,566.83)
599-9021	TITLE IV-A Student Sprt & Acad Enrichment	0.00	0.00	0.00	0.00	0.00	0.00	0.00	0.00
599-9022	TITLE IV-A Student Sprt & Acad Enrichment	0.00	0.00	0.00	0.00	0.00	0.00	0.00	0.00
599-9917	REAP 7/1/2021-09/30/2022	0.00	0.00	0.00	0.00	0.00	0.00	0.00	0.00
599-9920	EPA Clean Diesel Rebate Program CFDA 66.039	0.00	0.00	0.00	0.00	0.00	0.00	0.00	0.00
599-9922	REAP 7/1/2020-09/30/2021	0.00	0.00	33,487.50	0.00	33,487.50	0.00	1,500.00	(1,500.00)
<b>Grand</b>		<b>\$</b>	<b>\$ 348,604.19</b>	<b>\$ 5,740,410.23</b>	<b>\$ 415,609.03</b>	<b>\$ 5,286,473.40</b>	<b>\$ 13,436,860.39</b>	<b>\$ 1,071,863.65</b>	<b>\$</b>

---

**Total**

---

**12,982,923.56**

---

**12,364,996.74**

## Lucas Local School District Investment Report

Invest #	Issue Date	Maturity Date	Description	Interest Rate	Invested Amount
1097	2/28/2018	2/28/2023	Ohio Valley Bank CD 677721CS9	2.600%	\$ 25,000.00
1093	10/13/2017	10/13/2022	Synchrony Bank CD 87165ENW3	2.350%	\$ 50,000.00
1096	1/10/2018	1/10/2023	Wells Fargo CD 979763MM5	2.600%	\$ 50,000.00
2101	8/11/2021	2/17/2023	Goldman Sachs Bk USA	0.200%	\$ 150,000.00
2102	8/11/2021	2/27/2023	UBS Bk USA Salt Lake City UT	0.200%	\$ 150,000.00
2112	10/1/2021	10/10/2023	Synchrony Bank CD 87165he63	0.400%	\$ 198,000.00
1094	12/5/2017	12/5/2022	American Express Centurion CD 02587D2Q0	2.500%	\$ 200,000.00
1095	12/15/2017	12/15/2022	First NE Bank Nebraska CD 33583FAC6	2.250%	\$ 200,000.00
2110	9/9/2021	9/8/2023	Industrial & Colm Bk China 45581ECQ2	0.250%	\$ 200,000.00
2113	9/15/2021	9/15/2023	Vertex Cmnty Bk NA Dallas 923450cp3	0.200%	\$ 200,000.00
2114	11/18/2021	11/24/2023	Capital One Natl Assn Va	0.500%	\$ 200,000.00
2111	9/15/2021	12/15/2023	Bank Ozk 06417nb69	0.180%	\$ 200,000.00
1098	3/6/2018	3/6/2023	State Bank of India ny 856285JS1	3.000%	\$ 225,000.00
1208	9/20/2019	9/20/2022	BMW Bank North America 05580ASH8	1.850%	\$ 235,000.00
2112	9/15/2021	9/15/2022	BankUnited Natl Assn Miami 066519RG6	0.100%	\$ 248,000.00
1087	8/16/2014	8/23/2022	Sallie Mae Bank/SAL 795450D36	2.335%	\$ 250,000.00
1091	9/1/2017	9/1/2022	Discover Bank CD 254673BE5	2.300%	\$ 250,000.00

Start Date: 03/01/2022

End Date: 03/31/2022

## LUCAS LOCAL SCHOOL DISTRICT MONTHLY CHECK REGISTER

Check Number	Type	Date	Name	Vendor #	Status	Reconcile Date	Void Date	Amount
0	PAYROLL	3/4/2022	LUCAS LOCAL SCHOOL DISTRICT		RECONCILED	3/4/2022		\$ 139,097.60
0	PAYROLL	3/18/2022	LUCAS LOCAL SCHOOL DISTRICT		RECONCILED	3/18/2022		145,134.49
0	ACCOUNTS_PAYABLE	3/31/2022	CENTURYLINK	131227	RECONCILED	3/31/2022		57.49
0	ACCOUNTS_PAYABLE	3/31/2022	DIRECT ENERGY BUSINESS	931258	RECONCILED	3/31/2022		2,475.08
0	ACCOUNTS_PAYABLE	3/31/2022	FIRELANDS ELECTRIC COOP	988500	RECONCILED	3/31/2022		749.93
0	ACCOUNTS_PAYABLE	3/31/2022	HERITAGE COOPERATIVE	396983	RECONCILED	3/31/2022		16,236.30
0	ACCOUNTS_PAYABLE	3/31/2022	HILLYARD OHIO	232220	RECONCILED	3/31/2022		1,189.42
0	ACCOUNTS_PAYABLE	3/31/2022	LOWE'S CREDIT SERVICES	165615	RECONCILED	3/31/2022		88.03
0	ACCOUNTS_PAYABLE	3/31/2022	OHIO.NET INTERNET PROVIDERS	931559	RECONCILED	3/31/2022		171.56
0	ACCOUNTS_PAYABLE	3/31/2022	RICHLAND BANK	900300	RECONCILED	3/31/2022		2,500.00
0	ACCOUNTS_PAYABLE	3/18/2022	RICHLAND BANK	900300	RECONCILED	3/18/2022		3,890.56
0	ACCOUNTS_PAYABLE	3/31/2022	PITNEY BOWES	997301	RECONCILED	3/31/2022		500.00
0	ACCOUNTS_PAYABLE	3/31/2022	SCHOOL EMPLOYEES RETIREMENT	902003	RECONCILED	3/31/2022		5.40
0	ACCOUNTS_PAYABLE	3/18/2022	SCHOOL EMPLOYEES RETIREMENT	902003	RECONCILED	3/18/2022		15,585.52
0	ACCOUNTS_PAYABLE	3/31/2022	SPECTRUM COMMUNICATIONS	902009	RECONCILED	3/31/2022		268.88
0	ACCOUNTS_PAYABLE	3/18/2022	STATE TEACHERS RETIREMENT SYST	902002	RECONCILED	3/18/2022		37,177.14
0	ACCOUNTS_PAYABLE	3/31/2022	TREASURER OF STATE	269950	RECONCILED	3/31/2022		430.50
0	ACCOUNTS_PAYABLE	3/31/2022	US Bank One Card	131127	RECONCILED	3/31/2022		1,290.90
22271	ACCOUNTS_PAYABLE	3/4/2022	BIGGER FASTER STRONGER INC	24400	RECONCILED	3/9/2022		2,099.00
22272	ACCOUNTS_PAYABLE	3/4/2022	CARDINAL BUS SALES	396769	RECONCILED	3/8/2022		499.04
22273	ACCOUNTS_PAYABLE	3/4/2022	G & L SUPPLY CO	96450	RECONCILED	3/9/2022		98.64
22274	ACCOUNTS_PAYABLE	3/4/2022	GAME ONE	131372	RECONCILED	3/10/2022		1,548.00
22275	ACCOUNTS_PAYABLE	3/4/2022	GRAINGER INC	105375	RECONCILED	3/8/2022		914.44
22276	ACCOUNTS_PAYABLE	3/4/2022	GUEGOLD, HOWARD	330790	RECONCILED	3/16/2022		40.00
22277	ACCOUNTS_PAYABLE	3/4/2022	MICHELLE GUEGOLD	131683	RECONCILED	3/11/2022		40.00
22278	ACCOUNTS_PAYABLE	3/4/2022	K-LOG INC	397265	RECONCILED	3/10/2022		3,704.68
22279	ACCOUNTS_PAYABLE	3/4/2022	KIMBALL MIDWEST	397105	RECONCILED	3/8/2022		122.58
22280	ACCOUNTS_PAYABLE	3/4/2022	KOORSEN FIRE & SECURITY	396614	RECONCILED	3/10/2022		476.28
22281	ACCOUNTS_PAYABLE	3/4/2022	Lifer, Larry	396800	RECONCILED	3/10/2022		22.50
22282	ACCOUNTS_PAYABLE	3/4/2022	MANSFIELD CITY SCHOOLS	396166	RECONCILED	3/10/2022		18,620.56
22283	ACCOUNTS_PAYABLE	3/4/2022	OSBA	396483	RECONCILED	3/11/2022		160.00
22284	ACCOUNTS_PAYABLE	3/4/2022	SASCO SPECIALTY ADVERTIS	235250	RECONCILED	3/8/2022		540.00
22285	ACCOUNTS_PAYABLE	3/4/2022	KENNETH STARBUCK	257272	RECONCILED	3/29/2022		40.00
22286	ACCOUNTS_PAYABLE	3/4/2022	STEVE WEISS MUSIC INC	257547	RECONCILED	3/9/2022		267.33
22287	ACCOUNTS_PAYABLE	3/4/2022	T A C	266500	RECONCILED	3/10/2022		39.32
22288	ACCOUNTS_PAYABLE	3/4/2022	ThirtySeven4, LLC	131135	RECONCILED	3/9/2022		775.00
22289	ACCOUNTS_PAYABLE	3/4/2022	TRUCK SALES & SERVICE, INC.	116090	RECONCILED	3/8/2022		297.66
22290	ACCOUNTS_PAYABLE	3/4/2022	VILLAGE OF LUCAS	276380	RECONCILED	3/9/2022		7,248.22
22291	ACCOUNTS_PAYABLE	3/10/2022	AGPARTS WORLDWIDE, INC.	8852	RECONCILED	3/15/2022		239.70



Start Date: 03/01/2022

End Date: 03/31/2022

## LUCAS LOCAL SCHOOL DISTRICT

### MONTHLY CHECK REGISTER

Check Number	Type	Date	Name	Vendor #	Status	Reconcile Date	Void Date	Amount
22292	ACCOUNTS_PAYABLE	3/10/2022	DEMCO	66440	RECONCILED	3/22/2022		\$ 120.09
22293	ACCOUNTS_PAYABLE	3/10/2022	EJ THERAPY INC	396559	RECONCILED	3/17/2022		5,480.50
22294	ACCOUNTS_PAYABLE	3/10/2022	JOSTENS INC	141530	RECONCILED	3/18/2022		333.39
22295	ACCOUNTS_PAYABLE	3/10/2022	COMDOC, INC.	178795	RECONCILED	3/18/2022		719.57
22296	ACCOUNTS_PAYABLE	3/10/2022	MEDINA COUNTY ESC	185225	RECONCILED	3/15/2022		240.00
22297	ACCOUNTS_PAYABLE	3/10/2022	NWDFSCA	207702	RECONCILED	3/29/2022		35.00
22298	ACCOUNTS_PAYABLE	3/10/2022	THE OHIO STATE UNIVERSITY	208025	OUTSTANDING			280.00
22299	ACCOUNTS_PAYABLE	3/10/2022	PETERS, KALIAL & MARKAKIS	183088	RECONCILED	3/15/2022		864.00
22300	ACCOUNTS_PAYABLE	3/10/2022	School Health Corporation	396875	RECONCILED	3/17/2022		547.52
22301	ACCOUNTS_PAYABLE	3/10/2022	SCHOOL SPECIALTY LLC	238221	RECONCILED	3/21/2022		87.40
22302	ACCOUNTS_PAYABLE	3/10/2022	VECTOR SECURITY	101110	RECONCILED	3/21/2022		1,320.00
22303	ACCOUNTS_PAYABLE	3/18/2022	ABSOLUTE PEST CONTROL	131381	RECONCILED	3/23/2022		63.00
22304	ACCOUNTS_PAYABLE	3/18/2022	ALFRED NICKLES BAKERY	204500	RECONCILED	3/30/2022		229.84
22305	ACCOUNTS_PAYABLE	3/18/2022	CINTAS CORPORATION #003	131183	RECONCILED	3/24/2022		88.14
22306	ACCOUNTS_PAYABLE	3/18/2022	COLUMBIA GAS	55990	RECONCILED	3/22/2022		1,593.87
22307	ACCOUNTS_PAYABLE	3/18/2022	MARIE DAVIS	66026	OUTSTANDING			20.00
22308	ACCOUNTS_PAYABLE	3/18/2022	G & L SUPPLY CO	96450	RECONCILED	3/24/2022		1,091.44
22309	ACCOUNTS_PAYABLE	3/18/2022	GOOD VIEW LAWN CARE	131773	RECONCILED	3/23/2022		1,375.00
22310	ACCOUNTS_PAYABLE	3/18/2022	GORDON FOOD SERVICE	105225	RECONCILED	3/22/2022		5,946.26
22311	ACCOUNTS_PAYABLE	3/18/2022	KATHRIN HECKER	113776	OUTSTANDING			500.00
22312	ACCOUNTS_PAYABLE	3/18/2022	JONES SCHOOL SUPPLY CO, INC	141375	RECONCILED	3/24/2022		39.70
22313	ACCOUNTS_PAYABLE	3/18/2022	KMAC ATHLETICS	142502	OUTSTANDING			200.00
22314	ACCOUNTS_PAYABLE	3/18/2022	MNCO	203925	RECONCILED	3/24/2022		100.55
22315	ACCOUNTS_PAYABLE	3/18/2022	OASBO	396932	RECONCILED	3/29/2022		425.00
22316	ACCOUNTS_PAYABLE	3/18/2022	PIONEER CAREER &	212145	RECONCILED	3/22/2022		90.00
22317	ACCOUNTS_PAYABLE	3/18/2022	RICHLAND COUNTY	229025	RECONCILED	3/24/2022		1,360.00
22318	ACCOUNTS_PAYABLE	3/18/2022	RIGHTWAY FOOD SERVICE	397070	RECONCILED	3/23/2022		1,620.31
22319	ACCOUNTS_PAYABLE	3/18/2022	SCHOOL SPECIALTY	238220	RECONCILED	3/29/2022		92.65
22320	ACCOUNTS_PAYABLE	3/18/2022	TIFFANY SHAFER	327542	RECONCILED	3/21/2022		325.00
22321	ACCOUNTS_PAYABLE	3/18/2022	SMETZ'S TIRE CENTER	252175	RECONCILED	3/24/2022		730.98
22322	ACCOUNTS_PAYABLE	3/18/2022	SMITHFOODS INC	252305	RECONCILED	3/24/2022		1,329.95
22323	ACCOUNTS_PAYABLE	3/18/2022	SPIRE ADVERTISING	256557	RECONCILED	3/22/2022		1,500.00
22324	ACCOUNTS_PAYABLE	3/18/2022	STARK COUNTY COG	397268	RECONCILED	3/25/2022		56,154.49
22325	ACCOUNTS_PAYABLE	3/25/2022	ADVANCE AUTO PARTS	45800	OUTSTANDING			113.37
22326	ACCOUNTS_PAYABLE	3/25/2022	D & W AUTO GLASS INC	64375	OUTSTANDING			50.00
22327	ACCOUNTS_PAYABLE	3/25/2022	ELZY MILLING & TRADE LTD	232325	RECONCILED	3/29/2022		608.00
22328	ACCOUNTS_PAYABLE	3/25/2022	ESC OF CENTRAL OHIO	397294	RECONCILED	3/30/2022		6,336.45
22329	ACCOUNTS_PAYABLE	3/25/2022	FREDERICKTOWN H. S.	92435	OUTSTANDING			150.00
22330	ACCOUNTS_PAYABLE	3/25/2022	G & L SUPPLY CO	96450	RECONCILED	3/29/2022		43.70

Start Date: 03/01/2022

End Date: 03/31/2022

**LUCAS LOCAL SCHOOL DISTRICT  
MONTHLY CHECK REGISTER**

Check Number	Type	Date	Name	Vendor #	Status	Reconcile Date	Void Date	Amount
22331	ACCOUNTS_PAYABLE	3/25/2022	GIONINIO'S PIZZA	397180	OUTSTANDING			\$ 78.13
22332	ACCOUNTS_PAYABLE	3/25/2022	KIMBALL MIDWEST	397105	RECONCILED	3/29/2022		268.86
22333	ACCOUNTS_PAYABLE	3/25/2022	M-F ATHLETIC CO., INC	188160	OUTSTANDING			107.40
22334	ACCOUNTS_PAYABLE	3/25/2022	MID OHIO EDUCATIONAL SERV CTR	227880	RECONCILED	3/28/2022		4,395.77
22335	ACCOUNTS_PAYABLE	3/25/2022	MILLENNIUM OPERATIONS LLC SOLE MB	191625	OUTSTANDING			400.00
22336	ACCOUNTS_PAYABLE	3/25/2022	NORTHMOR H.S. ATHLETIC DEPT.	396545	RECONCILED	3/31/2022		160.00
22337	ACCOUNTS_PAYABLE	3/25/2022	Northwestern High School	101133	OUTSTANDING			45.00
22338	ACCOUNTS_PAYABLE	3/25/2022	PLYMOUTH H S	214980	RECONCILED	3/31/2022		100.00
22339	ACCOUNTS_PAYABLE	3/25/2022	QUILL CORPORATION	218550	OUTSTANDING			79.94
22340	ACCOUNTS_PAYABLE	3/25/2022	RICHLAND SOURCE	231040	RECONCILED	3/30/2022		99.00
22341	ACCOUNTS_PAYABLE	3/25/2022	T A C	266500	RECONCILED	3/29/2022		188.31
22342	ACCOUNTS_PAYABLE	3/25/2022	TOWN MONEY SAVER INC	131616	RECONCILED	3/31/2022		1,000.00
22343	ACCOUNTS_PAYABLE	3/25/2022	WYNFORD H S	295620	OUTSTANDING			125.00
22344	REFUND	3/31/2022	PIONEER CAREER &	212145	OUTSTANDING			329.00
<b>Grand Total</b>								<b>\$ 504,223.33</b>

**LUCAS LOCAL SCHOOL DISTRICT**  
**Monthly Summary of Revenues by Fund**

Fund	Description	FYTD Receivable	FYTD Actual Receipts	MTD Actual Receipts	FYTD Balance Receivable	FYTD Percent Receivable
001	GENERAL	\$ 7,731,148.58	\$ 4,839,046.60	\$ 256,848.26	\$ 2,892,101.98	62.59 %
003	PERMANENT IMPROVEMENT	0.00	0.00	0.00	0.00	0.00
006	FOOD SERVICE	200,573.00	201,931.81	29,664.43	(1,358.81)	100.68
007	SPECIAL TRUST	47.00	71.82	6.63	(24.82)	152.81
008	ENDOWMENT	3,555.00	12,038.66	12.66	(8,483.66)	338.64
018	PUBLIC SCHOOL SUPPORT	2,256.24	2,260.62	0.00	(4.38)	100.19
019	OTHER GRANT	26,001.63	26,251.63	250.00	(250.00)	100.96
020	SPECIAL ENTERPRISE FUND	0.00	0.00	0.00	0.00	0.00
070	CAPITAL PROJECTS	75,000.00	111,790.40	0.00	(36,790.40)	149.05
200	STUDENT MANAGED ACTIVITY	17,775.00	20,107.22	1,241.48	(2,332.22)	113.12
300	DISTRICT MANAGED ACTIVITY	85,830.00	102,105.54	18,307.52	(16,275.54)	118.96
451	DATA COMMUNICATION FUND	5,400.00	5,400.00	2,700.00	0.00	100.00
467	Student Wellness and Success Fund	0.00	0.00	0.00	0.00	0.00
499	MISCELLANEOUS STATE GRANT FUND	0.00	0.00	0.00	0.00	0.00
507	ELEMENTARY AND SECONDARY SCHOOL EMERGENCY RELIEF FUND	331,563.89	231,860.95	19,315.79	99,702.94	69.93
508	GOVERNOR'S EMERGENCY EDUCATION RELIEF FUND	0.00	0.00	0.00	0.00	0.00
510	CORONA VIRUS RELIEF FUND	10,799.82	10,799.82	0.00	0.00	100.00
516	IDEA PART B GRANTS	117,724.65	81,531.72	14,688.72	36,192.93	69.26
572	TITLE I DISADVANTAGED CHILDREN	81,902.87	33,016.68	5,086.37	48,886.19	40.31
584	TITLE IV, PART A STUDENT SUPP AND ACADEMIC ENRICH	10,000.00	9,000.00	0.00	1,000.00	90.00
587	IDEA PRESCHOOL-HANDICAPPED	2,255.45	4,538.69	0.00	(2,283.24)	201.23
590	IMPROVING TEACHER QUALITY	16,737.40	15,170.57	482.33	1,566.83	90.64
599	MISCELLANEOUS FED. GRANT FUND	33,487.50	33,487.50	0.00	0.00	100.00
<b>Grand Total</b>		<b>\$ 8,752,058.03</b>	<b>\$ 5,740,410.23</b>	<b>\$ 348,604.19</b>	<b>\$ 3,011,647.80</b>	

## LUCAS LOCAL SCHOOL DISTRICT

## Spending Plan Summary

ODE Line Number	Monthly Estimate	Monthly Actual	Monthly Difference	FYTEstimate	FYTDActual	FYTDDifference
01.010 General Property (Real Estate)	\$ 662,054.00	\$ 0.00	\$ (662,054.00)	\$ 1,646,267.00	\$ 742,677.04	\$ (903,589.96)
01.020 Tangible Personal Property Tax	208,664.00	0.00	(208,664.00)	1,320,191.00	1,126,530.02	(193,660.98)
01.030 Income Tax	0.00	0.00	0.00	0.00	0.00	0.00
01.035 Unrestricted Grants-in-Aid	212,451.00	186,107.26	(26,343.74)	1,919,794.00	2,238,152.56	318,358.56
01.040 Restricted Grants-in-Aid	3,521.00	90,316.11	86,795.11	24,885.00	202,409.03	177,524.03
01.045 Restricted Federal Grants-in-Aid - SFSF	0.00	0.00	0.00	0.00	0.00	0.00
01.050 Property Tax Allocation	4,209.00	0.00	(4,209.00)	179,470.00	156,866.63	(22,603.37)
01.060 All Other Operating Revenue	50,536.00	(19,575.11)	(70,111.11)	504,378.00	330,351.08	(174,026.92)
01.070 Total Revenue	1,141,435.00	256,848.26	(884,586.74)	5,594,985.00	4,796,986.36	(797,998.64)
02.010 Proceeds from Sale of Notes	0.00	0.00	0.00	0.00	0.00	0.00
02.020 State Emergency Loans & Advancements (Approved)	0.00	0.00	0.00	0.00	0.00	0.00
02.040 Operating Transfers-In	0.00	0.00	0.00	0.00	0.00	0.00
02.050 Advances-In	0.00	0.00	0.00	0.00	17,742.69	17,742.69
02.060 All Other Financial Sources	0.00	0.00	0.00	0.00	24,317.55	24,317.55
02.070 Total Other Financing Sources	0.00	0.00	0.00	0.00	42,060.24	42,060.24
<b>02.080 Total Revenues and Other Financing Sources</b>	<b>1,141,435.00</b>	<b>256,848.26</b>	<b>(884,586.74)</b>	<b>5,594,985.00</b>	<b>4,839,046.60</b>	<b>(755,938.40)</b>
03.010 Personal Services	389,579.00	268,319.93	(121,259.07)	2,713,268.00	2,491,457.15	(221,810.85)
03.020 Employees' Retirement/Insurance Benefits	109,130.00	106,809.73	(2,320.27)	900,626.00	898,098.68	(2,527.32)
03.030 Purchased Services	167,624.00	(50,679.39)	(218,303.39)	1,273,924.00	583,871.80	(690,052.20)
03.040 Supplies and Materials	46,058.00	14,032.46	(32,025.54)	399,902.00	321,373.29	(78,528.71)
03.050 Capital Outlay	14,868.00	3,914.65	(10,953.35)	223,900.00	40,196.22	(183,703.78)
03.060 Intergovernmental	0.00	0.00	0.00	0.00	0.00	0.00
04.010 Debt Service: All Principal (Historical)	0.00	0.00	0.00	0.00	0.00	0.00
04.020 Debt Service: Principal-Notes	0.00	0.00	0.00	0.00	0.00	0.00
04.030 Debt Service: Principal - State Loans	15,894.00	0.00	(15,894.00)	88,514.00	0.00	(88,514.00)
04.040 Debt Service: Principal - State Advancements	0.00	0.00	0.00	0.00	0.00	0.00
04.050 Debt Service: Principal - HB 264 Loans	0.00	0.00	0.00	0.00	37,000.00	37,000.00
04.055 Debt Service: Principal - Other	0.00	0.00	0.00	0.00	0.00	0.00
04.060 Debt Service: Interest and Fiscal Charges	0.00	0.00	0.00	0.00	260.99	260.99
04.300 Other Objects	0.00	1,555.62	1,555.62	0.00	53,258.29	53,258.29
04.500 Total Expenditures	743,153.00	343,953.00	(399,200.00)	5,600,134.00	4,425,516.42	(1,174,617.58)
05.010 Operational Transfers - Out	0.00	0.00	0.00	0.00	111,790.40	111,790.40
05.020 Advances - Out	0.00	0.00	0.00	0.00	0.00	0.00
05.030 All Other Financing Uses	0.00	0.00	0.00	0.00	0.00	0.00
05.040 Total Other Financing Uses	0.00	0.00	0.00	0.00	111,790.40	111,790.40
<b>05.050 Total Expenditure and Other Financing Uses</b>	<b>743,153.00</b>	<b>343,953.00</b>	<b>(399,200.00)</b>	<b>5,600,134.00</b>	<b>4,537,306.82</b>	<b>(1,062,827.18)</b>
<b>06.010 Excess Rev &amp; Oth Financing Sources over(under) Exp &amp; Oth F</b>	<b>398,282.00</b>	<b>(87,104.74)</b>	<b>(485,386.74)</b>	<b>(5,149.00)</b>	<b>301,739.78</b>	<b>306,888.78</b>
07.010 Cash Balance-July1 -Excluding Proposed Renew/Replace & New	0.00	10,985,158.84	10,985,158.84	0.00	10,596,314.32	10,596,314.32
07.020 Cash Balance June 30	398,282.00	10,898,054.10	10,499,772.10	(5,149.00)	10,898,054.10	10,903,203.10
08.010 Estimated Encumbrances June 30	0.00	680,982.79	680,982.79	0.00	680,982.79	680,982.79