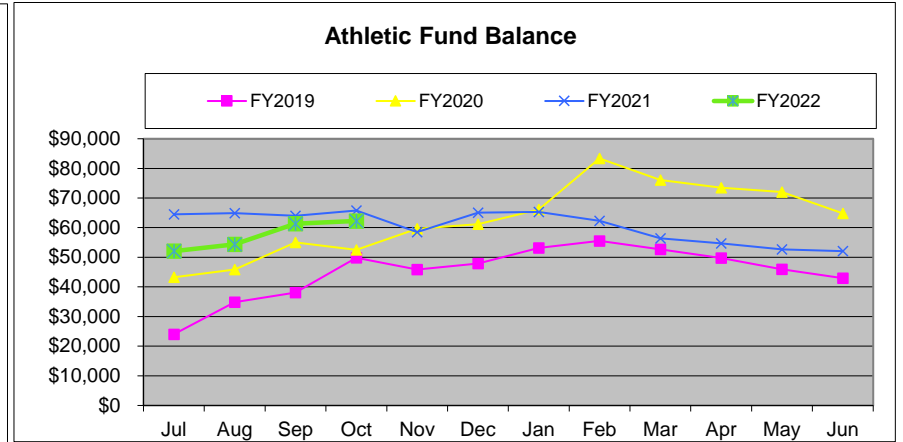
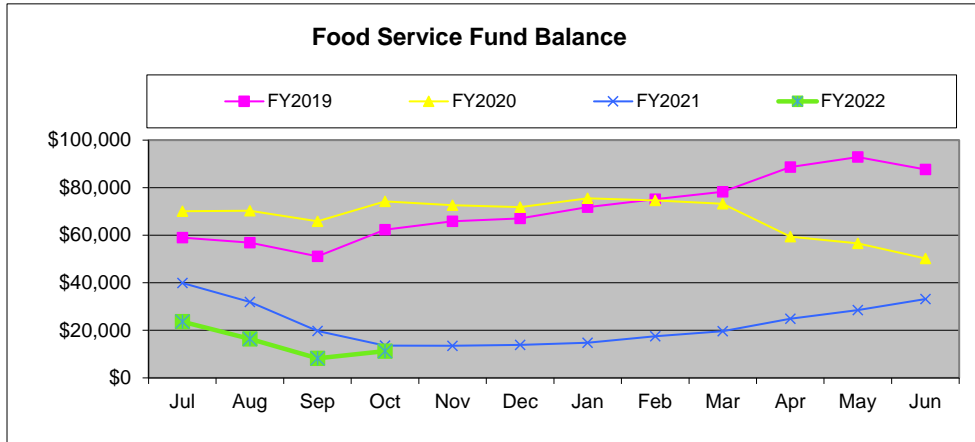


**Lucas Local Schools**  
Monthly Finance Report  
For the period ending: OCTOBER 2021



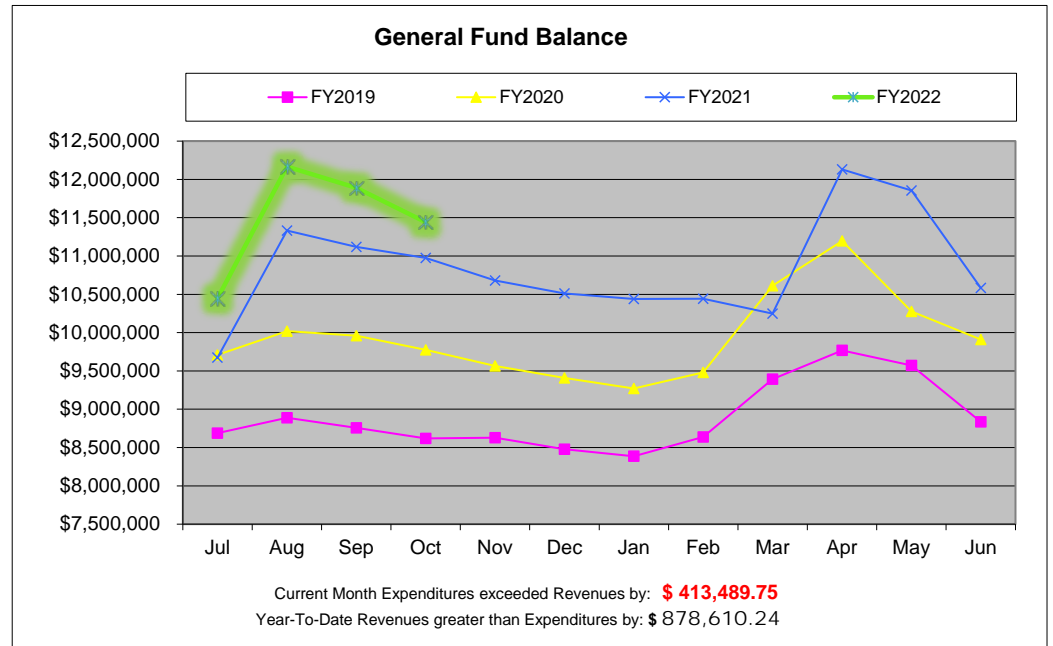
<b>PERMANENT IMPROVEMENT FUND (003):</b>	<b>\$ 1,093,399.14</b>
<b>CAPITAL PROJECTS FUND (070):</b>	<b>\$1,000,000.00</b>
<b>Expenditures Current Month:</b>	
GARMANN-MILLER & ASSOC. (FUND 003)	\$ 3,546.00
PO#5220204	

**Total \$ 3,546.00**

<b>Open Purchase Orders:</b>	
GARMANN-MILLER & ASSOC. (FUND 003)	\$ 2,529.50
PO#5220204	

**Total \$ 2,529.50**

**Amount Available for Projects: \$ 2,090,869.64**



General Fund Information:  
 Last Year ending cash balance June 30, 2021: \$10,583,589 Actual (updated 6/30/2021)  
 Forecasted Ending cash balance June 30, 2022: \$11,865,207 updated 05/18/2021  
 Forecasted Ending cash balance June 30, 2023: \$12,529,341 updated 05/18/2021  
 Forecasted Ending cash balance June 30, 2024: \$12,648,014 updated 05/18/2021  
 Forecasted Ending cash balance June 30, 2025: \$12,756,284 updated 05/18/2021

Gross Depository Balances:

Richland Bank General	\$148,038.00
Richland Bank Sweep	\$336,129.42
Richland Bank Payment	\$1,000.00
Richland Bank MM Savings	\$270,549.00
Star Ohio	\$9,558,617.03
Richland Bank Athletic	\$1,923.50

Total Depository Balances (Gross) \$10,316,256.95

Adjustments to Bank Balance:

Cash in Transit to Bank	\$0.00
Outstanding Checks	(\$121,681.64)
Adjustments:	
Athletic Checking	(\$1,923.50)

Total Adjustments to Bank Balance (\$123,605.14)

Investments:

Treasury Bonds and Notes	\$0.00
Certificate of Deposits	\$0.00
Other Securities	\$0.00
Other Investments:	
Richland Bank Investments (Cost Basis)	\$3,516,611.56

Total Investments \$3,516,611.56

Cash on Hand:

Petty Cash:	
BOARD OFFICE & ELEM PETTY CASH	\$100.00
HS & STUDENT ACT PETTY CASH	\$100.00
ATHLETICS PETTY CASH	\$500.00
FOOD SERVICE PETTY CASH	\$100.00
Change Cash:	
Cash with Fiscal Agent	\$0.00

Total Cash on Hand \$800.00

Total Balances \$13,710,063.37

Total Fund Balance \$13,710,063.37

Depository Clearance Accounts:

Total Clearance Account Balances \$0.00

Treasurer

## LUCAS LOCAL SCHOOL DISTRICT

## Cash Summary Report

FUND/SCC	Description	Initial Cash	MTD Received	FYTD Received	MTD Expended	FYTD Expended	Fund Balance	Encumbrance	Unencumbered Balance
001-0000	GENERAL FUND	\$ 10,583,589.32	\$ 337,963.50	\$ 3,092,078.20	\$ 752,593.29	\$ 2,233,732.02	\$ 11,441,935.50	\$ 973,503.15	\$ 10,468,432.35
001-9003	ECONOMIC DISADVANTAGED	14,345.63	1,598.04	6,392.16	0.00	980.00	19,757.79	0.00	19,757.79
001-9300	CASINO REVENUES SET ASIDE	(1,620.63)	0.00	16,257.86	458.00	1,405.96	13,231.27	54,302.41	(41,071.14)
003-9096	PERMANENT IMPROVEMENT	1,024,456.64	0.00	0.00	3,546.00	(65,396.50)	1,089,853.14	2,529.50	1,087,323.64
006-0000	FOOD SERVICES FUND	33,203.62	32,453.20	50,302.30	29,459.73	72,277.27	11,228.65	127,993.02	(116,764.37)
007-9001	SPECIAL TRUST - ELEM FACULTY	794.05	0.05	0.20	0.00	0.00	794.25	0.00	794.25
007-9003	SPECIAL TRUST - M.S. & H.S. FACULTY	157.02	0.01	0.04	0.00	0.00	157.06	0.00	157.06
007-9004	Cathy Gilbert Memorial	1,884.22	0.11	0.48	0.00	0.00	1,884.70	0.00	1,884.70
007-9011	MICHAEL C. FANELLO MEMORIAL SCHOLARSHIP	20,386.41	1.19	5.10	0.00	0.00	20,391.51	2,000.00	18,391.51
008-9095	ENDOWMENT FUND	9,787.74	0.57	2.44	0.00	0.00	9,790.18	500.00	9,290.18
008-9096	Scholarship fund Shelby Cooper	0.00	0.00	0.00	0.00	0.00	0.00	2,000.00	(2,000.00)
008-9099	ENDOWMENT-CHRISTINE WYKA SCHOLARSHIP	22,385.52	1.31	5.60	0.00	0.00	22,391.12	500.00	21,891.12
008-9100	LSSF SCHOLARSHIP FUND	5,000.33	0.15	0.95	1,250.00	2,500.00	2,501.28	2,500.00	1.28
018-9001	PUBLIC SCHOOL SUPPORT FUND - ELEMENTARY	7,596.25	0.00	516.84	470.00	470.00	7,643.09	0.00	7,643.09
018-9002	PUBLIC SCHOOL SUPPORT FUND - MIDDLE SCHOOL	1,427.70	0.00	0.00	0.00	0.00	1,427.70	500.00	927.70
018-9003	PUBLIC SCHOOL SUPPORT FUND - HIGH SCHOOL	3,322.22	0.00	1,000.00	125.66	423.66	3,898.56	1,475.00	2,423.56
018-9004	SUPT/TREAS FLOWER/FUNDRSR	20.88	0.00	135.00	0.00	50.00	105.88	0.00	105.88
019-9105	PARK NATIONAL BANK TEACHER GRANT M. WARNER	250.00	0.00	0.00	0.00	0.00	250.00	0.00	250.00
019-9501	Academic Booster's Mini Grant	1,057.74	0.00	0.00	0.00	0.00	1,057.74	0.00	1,057.74
019-9700	LUCAS LOCAL SCHOOL SUSTAINING FUND	10,023.18	0.00	10,938.40	2,718.59	8,348.01	12,613.57	7,194.96	5,418.61
020-0000	FARM	2,248.16	0.00	0.00	0.00	0.00	2,248.16	0.00	2,248.16
070-9021	CAPITAL PROJECTS FUND	1,000,000.00	0.00	0.00	0.00	0.00	1,000,000.00	0.00	1,000,000.00
200-9001	DRAMA CLUB-ELEMENTARY	86.56	0.00	0.00	0.00	0.00	86.56	0.00	86.56
200-9002	DRAMA CLUB-MIDDLE SCHOOL	665.08	0.00	0.00	0.00	0.00	665.08	0.00	665.08
200-9015	CLASS OF 2015	1,070.40	0.00	0.00	0.00	0.00	1,070.40	0.00	1,070.40
200-9016	CLASS OF 2016	1,679.92	0.00	0.00	1,679.92	1,679.92	0.00	0.00	0.00
200-9017	CLASS OF 2017	887.97	0.00	0.00	0.00	0.00	887.97	0.00	887.97
200-9018	CLASS OF 2018	1,112.23	0.00	0.00	0.00	0.00	1,112.23	0.00	1,112.23
200-9019	CLASS OF 2019	869.73	0.00	0.00	0.00	0.00	869.73	0.00	869.73
200-9020	CLASS OF 2020	0.00	0.00	0.00	0.00	0.00	0.00	0.00	0.00
200-9021	CLASS OF 2021	3,194.22	0.00	0.00	0.00	2,830.00	364.22	50.00	314.22
200-9022	CLASS OF 2022	1,073.84	119.00	866.10	0.00	0.00	1,939.94	1,800.00	139.94
200-9023	CLASS OF 2023	2,405.00	40.00	705.00	0.00	0.00	3,110.00	0.00	3,110.00
200-9024	CLASS OF 2024	620.00	100.00	700.00	0.00	0.00	1,320.00	0.00	1,320.00
200-9025	STUDENT MANAGED ACTIVITY	0.00	40.00	480.00	0.00	0.00	480.00	0.00	480.00

## LUCAS LOCAL SCHOOL DISTRICT

## Cash Summary Report

FUND/SCC	Description	Initial Cash	MTD Received	FYTD Received	MTD Expended	FYTD Expended	Fund Balance	Encumbrance	Unencumbered Balance
200-9125	FRENCH CLUB	\$ 1,151.71	\$ 0.00	\$ 0.00	\$ 0.00	\$ 0.00	\$ 1,151.71	\$ 0.00	\$ 1,151.71
200-9128	SPANISH CLUB	713.25	0.00	0.00	0.00	0.00	713.25	0.00	713.25
200-9144	DESTINATION IMAGINATION	64.16	0.00	0.00	0.00	0.00	64.16	0.00	64.16
200-9330	F F A	10,430.03	0.00	0.00	90.00	2,572.00	7,858.03	252.00	7,606.03
200-9440	MUSIC ACTIVITIES	9,757.64	489.00	1,768.10	0.00	539.72	10,986.02	513.74	10,472.28
200-9470	CHOIR	300.00	0.00	0.00	0.00	0.00	300.00	0.00	300.00
200-9611	ELEM STUDENT COUNCIL	2,027.61	0.00	33.71	0.00	0.00	2,061.32	472.50	1,588.82
200-9612	MIDDLE SCHOOL STUDENT COUNCIL	2,401.08	0.00	0.00	0.00	0.00	2,401.08	0.00	2,401.08
200-9613	HS STUDENT COUNCIL	3,339.76	0.00	1,400.00	130.50	713.47	4,026.29	807.00	3,219.29
200-9680	YEARBOOK	9,154.14	315.00	425.00	0.00	0.00	9,579.14	2,500.00	7,079.14
200-9690	NEWSPAPER	621.59	0.00	0.00	0.00	0.00	621.59	0.00	621.59
200-9710	LUCAS ACADEMIC HONOR SOCIETY	374.16	0.00	0.00	50.00	50.00	324.16	500.00	(175.84)
200-9810	LUCAS SCHOOLS PEP CLUB	632.60	0.00	0.00	0.00	0.00	632.60	0.00	632.60
300-9001	ELEM/MS LIBRARY	5,920.34	12.00	544.91	0.00	0.00	6,465.25	8,500.00	(2,034.75)
300-9003	HS LIBRARY	934.32	0.00	24.88	0.00	0.00	959.20	0.00	959.20
300-9500	ATHLETIC	52,069.22	14,453.00	37,407.13	13,553.72	27,214.74	62,261.61	40,717.49	21,544.12
300-9510	ATHLETICS - HS FOOTBALL	4,075.50	0.00	410.00	0.00	160.00	4,325.50	495.10	3,830.40
300-9511	ATHLETICS - MS FOOTBALL	87.67	0.00	0.00	0.00	0.00	87.67	0.00	87.67
300-9520	ATHLETICS - BOYS HS BASKETBALL	938.99	0.00	245.00	0.00	0.00	1,183.99	3,428.00	(2,244.01)
300-9521	ATHLETICS - BOYS MS BASKETBALL	98.61	0.00	0.00	0.00	0.00	98.61	0.00	98.61
300-9525	ATHLETICS - GIRLS HS BASKETBALL	581.80	0.00	0.00	0.00	35.00	546.80	0.00	546.80
300-9526	ATHLETICS - GIRLS MS BASKETBALL	52.44	0.00	0.00	0.00	0.00	52.44	0.00	52.44
300-9528	ATHLETICS - WRESTLING	3,900.11	0.00	0.00	0.00	0.00	3,900.11	0.00	3,900.11
300-9530	ATHLETICS - BASEBALL	819.63	250.00	1,870.00	0.00	0.00	2,689.63	0.00	2,689.63
300-9540	ATHLETICS - SOFTBALL	2,884.27	0.00	0.00	0.00	0.00	2,884.27	0.00	2,884.27
300-9550	ATHLETICS - HS VOLLEYBALL	1,776.97	0.00	1,116.00	2,113.18	2,113.18	779.79	0.00	779.79
300-9551	ATHLETICS - MS VOLLEYBALL	0.00	0.00	0.00	0.00	0.00	0.00	0.00	0.00
300-9553	ATHLETICS - HS CHEERLEADING	0.00	0.00	0.00	0.00	0.00	0.00	762.00	(762.00)
300-9554	ATHLETICS - MS CHEERLEADING	107.80	0.00	0.00	0.00	0.00	107.80	0.00	107.80
300-9560	ATHLETICS - HS CROSS COUNTRY	743.34	0.00	142.00	141.00	141.00	744.34	0.00	744.34
300-9561	ATHLETICS - MS CROSS COUNTRY	220.11	0.00	0.00	0.00	0.00	220.11	0.00	220.11
300-9570	ATHLETICS - HS TRACK & FIELD	2,262.99	45.00	45.00	0.00	0.00	2,307.99	0.00	2,307.99
300-9571	ATHLETICS - MS TRACK & FIELD	0.00	0.00	0.00	0.00	0.00	0.00	0.00	0.00
451-9021	eTech Ohio Connectivity Subsidy	0.00	0.00	0.00	0.00	0.00	0.00	0.00	0.00

## LUCAS LOCAL SCHOOL DISTRICT

## Cash Summary Report

FUND/SCC	Description	Initial Cash	MTD Received	FYTD Received	MTD Expended	FYTD Expended	Fund Balance	Encumbrance	Unencumbered Balance
451-9022	eTech Ohio Connectivity Subsidy	\$ 0.00	\$ 0.00	\$ 0.00	\$ 0.00	\$ 0.00	\$ 0.00	\$ 0.00	\$ 0.00
467-9020	Student Wellness and Success Fund FY20	10,554.63	0.00	0.00	0.00	0.00	10,554.63	10,554.63	0.00
467-9021	Student Wellness and Success Fund FY21	97,890.75	0.00	0.00	0.00	0.00	97,890.75	64,445.37	33,445.38
467-9022	Student Wellness and Success Fund FY21	0.00	0.00	0.00	0.00	0.00	0.00	10,000.00	(10,000.00)
499-9020	SCHOOL SAFETY GRANT	0.00	0.00	0.00	0.00	0.00	0.00	0.00	0.00
499-9021	SCHOOL SAFETY GRANT	2,055.39	0.00	0.00	0.00	0.00	2,055.39	0.00	2,055.39
499-9121	School Bus Purchase Program	0.00	0.00	0.00	0.00	0.00	0.00	0.00	0.00
507-9021	ESSER (Elem & Sec School Emergency Relief)	0.00	0.00	0.00	0.00	0.00	0.00	0.00	0.00
507-9022	ESSER II	0.00	0.00	0.00	6,112.64	162,306.01	(162,306.01)	11,995.00	(174,301.01)
507-9122	ARP ESSER	0.00	0.00	0.00	6,748.08	14,609.69	(14,609.69)	0.00	(14,609.69)
508-9021	GEER (Governor's Emergency Education Relief)	0.00	0.00	0.00	0.00	0.00	0.00	0.00	0.00
510-9021	CRF (Coronavirus Relief Fund)	0.00	0.00	0.00	0.00	0.00	0.00	0.00	0.00
510-9121	BroadBand Ohio Connectivity Grant	0.00	0.00	10,799.82	0.00	10,799.82	0.00	0.00	0.00
510-9221	CRF Rich Cty Commisioners	0.00	0.00	0.00	0.00	0.00	0.00	0.00	0.00
516-9020	IDEA FY-2020	0.00	0.00	0.00	0.00	0.00	0.00	0.00	0.00
516-9021	IDEA FY-2021	0.00	0.00	2,404.18	0.00	9,132.78	(6,728.60)	0.00	(6,728.60)
516-9022	IDEA FY-2021	0.00	17,027.49	17,027.49	13,980.87	31,008.36	(13,980.87)	10,000.00	(23,980.87)
572-9021	TITLE I FY-2021	0.00	0.00	0.00	0.00	(1,067.15)	1,067.15	1,067.15	0.00
572-9022	TITLE I FY-2021	0.00	8,181.38	8,181.38	3,835.22	12,016.60	(3,835.22)	1,504.50	(5,339.72)
572-9122	TITLE I DISADVANTAGED CHILDREN	0.00	0.00	0.00	2,772.39	2,772.39	(2,772.39)	0.00	(2,772.39)
584-9022	TITLE IV, PART A STUDENT SUPPORT AND ACADEM ENRICH	0.00	0.00	0.00	0.00	0.00	0.00	10,000.00	(10,000.00)
587-9021	ECSE FY-2021	0.00	0.00	4,538.69	0.00	4,538.69	0.00	0.00	0.00
587-9022	ECSE FY-2021	0.00	0.00	0.00	0.00	0.00	0.00	2,255.45	(2,255.45)
590-9021	TITLE II-A FY-2021	0.00	0.00	0.00	0.00	0.00	0.00	0.00	0.00
590-9022	TITLE II-A FY-2021	0.00	4,026.33	4,026.33	2,673.51	6,699.84	(2,673.51)	0.00	(2,673.51)
599-9021	TITLE IV-A Student Sprt & Acad Enrichment	0.00	0.00	0.00	0.00	0.00	0.00	0.00	0.00
599-9022	TITLE IV-A Student Sprt & Acad Enrichment	0.00	0.00	0.00	0.00	0.00	0.00	0.00	0.00
599-9917	REAP 7/1/2021-09/30/2022	0.00	0.00	0.00	0.00	0.00	0.00	0.00	0.00
599-9920	EPA Clean Diesel Rebate Program CFDA 66.039	0.00	0.00	0.00	0.00	0.00	0.00	0.00	0.00
599-9922	REAP 7/1/2020-09/30/2021	0.00	33,487.50	33,487.50	0.00	33,487.50	0.00	1,500.00	(1,500.00)
<b>Grand Total</b>		<b>\$ 12,982,923.56</b>	<b>\$ 450,603.83</b>	<b>\$ 3,306,283.79</b>	<b>\$ 844,502.30</b>	<b>\$ 2,579,143.98</b>	<b>\$ 13,710,063.37</b>	<b>\$ 1,359,117.97</b>	<b>\$ 12,350,945.40</b>

## Lucas Local School District Investment Report

<b>Invest #</b>	<b>Issue Date</b>	<b>Maturity Date</b>	<b>Description</b>	<b>Interest Rate</b>	<b>Invested Amount</b>
1209	10/29/2019	11/8/2021	Raymond James Bank 75472RAG6	1.700%	\$ 200,000.00
1090	8/31/2017	2/28/2022	Bridgewater Bank Bloom MN 108622FX4	1.900%	\$ 250,000.00
1110	3/21/2019	3/21/2022	Ally Bank CD 02007GJD6	2.700%	\$ 235,000.00
1087	8/16/2014	8/23/2022	Sallie Mae Bank/SAL 795450D36	2.335%	\$ 250,000.00
1091	9/1/2017	9/1/2022	Discover Bank CD 254673BE5	2.300%	\$ 250,000.00
2112	9/15/2021	9/15/2022	BankUnited Natl Assn Miami 066519RG6	0.100%	\$ 248,000.00
1208	9/20/2019	9/20/2022	BMW Bank North America 05580ASH8	1.850%	\$ 235,000.00
1093	10/13/2017	10/13/2022	Synchrony Bank CD 87165ENW3	2.350%	\$ 50,000.00
1094	12/5/2017	12/5/2022	American Express Centurion CD 02587D2Q0	2.500%	\$ 200,000.00
1095	12/15/2017	12/15/2022	First NE Bank Nebraska CD 33583FAC6	2.250%	\$ 200,000.00
1096	1/10/2018	1/10/2023	Wells Fargo CD 979763MM5	2.600%	\$ 50,000.00
2101	8/11/2021	2/17/2023	Goldman Sachs Bk USA	0.200%	\$ 150,000.00
2102	8/11/2021	2/27/2023	UBS Bk USA Salt Lake City UT	0.200%	\$ 150,000.00
1097	2/28/2018	2/28/2023	Ohio Valley Bank CD 677721CS9	2.600%	\$ 25,000.00
1098	3/6/2018	3/6/2023	State Bank of Indiana 856285JS1	3.000%	\$ 225,000.00
2110	9/9/2021	9/8/2023	Industrial & Colm Bk China 45581ECQ2	0.250%	\$ 200,000.00
2113	9/15/2021	9/15/2023	Vertex Cmnty Bk NA Dallas 923450cp3	0.200%	\$ 200,000.00

Start Date: 10/01/2021

End Date: 10/31/2021

## LUCAS LOCAL SCHOOL DISTRICT MONTHLY CHECK REGISTER

Check Number	Type	Date	Name	Vendor #	Status	Reconcile Date	Void Date	Amount
0	PAYROLL	10/1/2021	LUCAS LOCAL SCHOOL DISTRICT		RECONCILED	10/1/2021		\$ 145,591.49
0	PAYROLL	10/15/2021	LUCAS LOCAL SCHOOL DISTRICT		RECONCILED	10/15/2021		136,079.53
0	PAYROLL	10/29/2021	LUCAS LOCAL SCHOOL DISTRICT		RECONCILED	10/29/2021		141,905.66
0	ACCOUNTS_PAYABLE	10/29/2021	CENTURYLINK	131227	RECONCILED	10/29/2021		57.14
0	ACCOUNTS_PAYABLE	10/29/2021	DIRECT ENERGY BUSINESS	931258	RECONCILED	10/29/2021		61.03
0	ACCOUNTS_PAYABLE	10/29/2021	FIRELANDS ELECTRIC COOP	988500	RECONCILED	10/29/2021		344.76
0	ACCOUNTS_PAYABLE	10/29/2021	HILLYARD OHIO	232220	RECONCILED	10/29/2021		648.98
0	ACCOUNTS_PAYABLE	10/29/2021	LOWE'S CREDIT SERVICES	165615	RECONCILED	10/29/2021		712.90
0	ACCOUNTS_PAYABLE	10/29/2021	OHIO.NET INTERNET PROVIDERS	931559	RECONCILED	10/29/2021		192.68
0	ACCOUNTS_PAYABLE	10/29/2021	PARK NATIONAL	900300	RECONCILED	10/29/2021		2,000.00
0	ACCOUNTS_PAYABLE	10/29/2021	PARK NATIONAL	900300	RECONCILED	10/29/2021		5,907.73
0	ACCOUNTS_PAYABLE	10/29/2021	PITNEY BOWES	997301	RECONCILED	10/29/2021		450.15
0	ACCOUNTS_PAYABLE	10/29/2021	SCHOOL EMPLOYEES RETIREMENT	902003	RECONCILED	10/29/2021		3,826.16
0	ACCOUNTS_PAYABLE	10/15/2021	SCHOOL EMPLOYEES RETIREMENT	902003	RECONCILED	10/15/2021		12,882.00
0	ACCOUNTS_PAYABLE	10/29/2021	SPECTRUM COMMUNICATIONS	902009	RECONCILED	10/29/2021		274.71
0	ACCOUNTS_PAYABLE	10/29/2021	STATE TEACHERS RETIREMENT SYST	902002	RECONCILED	10/29/2021		4,119.22
0	ACCOUNTS_PAYABLE	10/15/2021	STATE TEACHERS RETIREMENT SYST	902002	RECONCILED	10/15/2021		34,428.00
0	ACCOUNTS_PAYABLE	10/29/2021	US Bank One Card	131127	RECONCILED	10/29/2021		3,058.68
21890	ACCOUNTS_PAYABLE	10/5/2021	ABSOLUTE PEST CONTROL	131381	RECONCILED	10/15/2021		63.00
21891	ACCOUNTS_PAYABLE	10/5/2021	BASH DESIGNS	131754	RECONCILED	10/15/2021		1,285.00
21892	ACCOUNTS_PAYABLE	10/5/2021	BLEVINS TIRES	26520	RECONCILED	10/14/2021		420.00
21893	ACCOUNTS_PAYABLE	10/5/2021	BS MEDIA PRODUCTIONS	131779	RECONCILED	10/15/2021		1,600.00
21894	ACCOUNTS_PAYABLE	10/5/2021	CARDINAL BUS SALES	396769	RECONCILED	10/13/2021		283.32
21895	ACCOUNTS_PAYABLE	10/5/2021	DIGITAL SCOREBOARDS, LLC	69187	RECONCILED	10/13/2021		4,495.50
21896	ACCOUNTS_PAYABLE	10/5/2021	EASY GRAPHICS CORP	131445	RECONCILED	10/14/2021		16,303.00
21897	ACCOUNTS_PAYABLE	10/5/2021	FLENNER WATER WELL & EXCAVATING SERVICE, LLC	101249	RECONCILED	10/13/2021		5,840.00
21898	ACCOUNTS_PAYABLE	10/5/2021	FOLLETT SCHOOL SOLUTIONS INC.	91875	RECONCILED	10/13/2021		1,070.83
21899	ACCOUNTS_PAYABLE	10/5/2021	G & L SUPPLY CO	96450	RECONCILED	10/18/2021		1,512.14
21900	ACCOUNTS_PAYABLE	10/5/2021	GARMANN-MILLER & ASSOC.	131538	RECONCILED	10/13/2021		3,546.00
21901	ACCOUNTS_PAYABLE	10/5/2021	GENERATION GENIUS INC	131607	RECONCILED	10/19/2021		500.00
21902	ACCOUNTS_PAYABLE	10/5/2021	GOPHER SPORT	105200	RECONCILED	10/13/2021		111.98
21903	ACCOUNTS_PAYABLE	10/5/2021	KIMBALL MIDWEST	397105	RECONCILED	10/13/2021		86.11
21904	ACCOUNTS_PAYABLE	10/5/2021	COMDOC, INC.	178795	RECONCILED	10/13/2021		1,134.38
21905	ACCOUNTS_PAYABLE	10/5/2021	McGRAW-HILL SCHOOL EDUCATION	396662	RECONCILED	10/12/2021		6,439.29
21906	ACCOUNTS_PAYABLE	10/5/2021	MEDINA COUNTY ESC	185225	RECONCILED	10/13/2021		170.00
21907	ACCOUNTS_PAYABLE	10/5/2021	OHIO PROGRAM SOLUTIONS LLC	207897	RECONCILED	10/12/2021		4,752.72
21908	ACCOUNTS_PAYABLE	10/5/2021	OHIO SCHOLARS ASSOCIATION	131643	RECONCILED	10/20/2021		50.00
21909	ACCOUNTS_PAYABLE	10/5/2021	ONTARIO ATHLETIC DEPARTMENT	396619	RECONCILED	10/13/2021		150.00

Start Date: 10/01/2021

End Date: 10/31/2021

## LUCAS LOCAL SCHOOL DISTRICT

### MONTHLY CHECK REGISTER

Check Number	Type	Date	Name	Vendor #	Status	Reconcile Date	Void Date	Amount
21910	ACCOUNTS_PAYABLE	10/5/2021	RICHLAND COUNTY FOUNDATION	396484	RECONCILED	10/18/2021		\$ 1,679.92
21911	ACCOUNTS_PAYABLE	10/5/2021	SCHOLASTIC IN	235995	RECONCILED	10/14/2021		2,179.33
21912	ACCOUNTS_PAYABLE	10/5/2021	SCHOOL PRIDE	396898	RECONCILED	10/14/2021		315.00
21913	ACCOUNTS_PAYABLE	10/5/2021	SCHOOL SPECIALTY	238220	RECONCILED	10/25/2021		1,791.49
21914	ACCOUNTS_PAYABLE	10/5/2021	SCHOOL SPECIALTY LLC	238221	RECONCILED	10/29/2021		10.98
21915	ACCOUNTS_PAYABLE	10/5/2021	T A C	266500	RECONCILED	10/13/2021		261.88
21916	ACCOUNTS_PAYABLE	10/5/2021	TEACHER PAY TEACHER	268082	RECONCILED	10/28/2021		59.00
21917	ACCOUNTS_PAYABLE	10/5/2021	VILLAGE OF LUCAS	276380	RECONCILED	10/14/2021		12,074.44
21918	ACCOUNTS_PAYABLE	10/18/2021	AGLAND CO-OP INC.	396983	RECONCILED	10/20/2021		2,205.70
21919	ACCOUNTS_PAYABLE	10/18/2021	ALFRED NICKLES BAKERY	204500	RECONCILED	10/21/2021		257.05
21920	ACCOUNTS_PAYABLE	10/18/2021	CINTAS CORPORATION #003	131183	RECONCILED	10/26/2021		88.14
21921	ACCOUNTS_PAYABLE	10/18/2021	COLUMBIA GAS	55990	RECONCILED	10/21/2021		632.38
21922	ACCOUNTS_PAYABLE	10/18/2021	MARIE DAVIS	66026	RECONCILED	10/29/2021		20.00
21923	ACCOUNTS_PAYABLE	10/18/2021	EJ THERAPY INC	396559	RECONCILED	10/25/2021		7,657.75
21924	ACCOUNTS_PAYABLE	10/18/2021	GALION COMMUNITY HOSPITAL	131443	RECONCILED	10/25/2021		55.00
21925	ACCOUNTS_PAYABLE	10/18/2021	GORDON FOOD SERVICE	105225	RECONCILED	10/22/2021		4,254.14
21926	ACCOUNTS_PAYABLE	10/18/2021	GREAT MINDS PBC	105853	RECONCILED	10/22/2021		107.00
21927	ACCOUNTS_PAYABLE	10/18/2021	COMDOC, INC.	178795	RECONCILED	10/25/2021		189.06
21928	ACCOUNTS_PAYABLE	10/18/2021	McGRAW-HILL SCHOOL EDUCATION	396662	RECONCILED	10/22/2021		47,609.18
21929	ACCOUNTS_PAYABLE	10/18/2021	METCALF, JAMES	131606	RECONCILED	10/22/2021		31.36
21930	ACCOUNTS_PAYABLE	10/18/2021	Ohio Association of Administrators of State & Federal Education Programs	206262	OUTSTANDING			900.00
21931	ACCOUNTS_PAYABLE	10/18/2021	PETERS, KALIAL & MARKAKIS	183088	RECONCILED	10/21/2021		1,816.00
21932	ACCOUNTS_PAYABLE	10/18/2021	PRO-TURF, INC.	217965	RECONCILED	10/25/2021		1,140.00
21933	ACCOUNTS_PAYABLE	10/18/2021	RIGHTWAY FOOD SERVICE	397070	RECONCILED	10/21/2021		4,872.47
21934	ACCOUNTS_PAYABLE	10/18/2021	RUMPKE OF OHIO, INC.	131247	RECONCILED	10/22/2021		1,306.49
21935	ACCOUNTS_PAYABLE	10/18/2021	SCHOOL SPECIALTY	238220	OUTSTANDING			188.76
21936	ACCOUNTS_PAYABLE	10/18/2021	SCHOOL SPECIALTY LLC	238221	OUTSTANDING			41.59
21937	ACCOUNTS_PAYABLE	10/18/2021	SKELTONS INC	251140	RECONCILED	10/26/2021		500.00
21938	ACCOUNTS_PAYABLE	10/18/2021	SMITHFOODS INC	252305	RECONCILED	10/25/2021		1,684.85
21939	ACCOUNTS_PAYABLE	10/18/2021	TEAM SPORTS INC	131372	RECONCILED	10/22/2021		1,288.00
21940	ACCOUNTS_PAYABLE	10/18/2021	GORDON FOOD SERVICE	105225	RECONCILED	10/22/2021		2,736.80
21941	ACCOUNTS_PAYABLE	10/18/2021	SMITHFOODS INC	252305	RECONCILED	10/25/2021		307.87
21942	ACCOUNTS_PAYABLE	10/21/2021	ADVANCE AUTO PARTS	45800	RECONCILED	10/29/2021		23.04
21943	ACCOUNTS_PAYABLE	10/21/2021	AVIDXCHANGE	131611	RECONCILED	10/26/2021		960.00
21944	ACCOUNTS_PAYABLE	10/21/2021	CORDLE, KATIE	131309	OUTSTANDING			341.10
21945	ACCOUNTS_PAYABLE	10/21/2021	ESC OF CENTRAL OHIO	397294	RECONCILED	10/27/2021		1,634.35
21946	ACCOUNTS_PAYABLE	10/21/2021	FINLEY, KELSEY	131535	RECONCILED	10/29/2021		141.00
21947	ACCOUNTS_PAYABLE	10/21/2021	G & L SUPPLY CO	96450	RECONCILED	10/29/2021		8,753.52



Start Date: 10/01/2021

End Date: 10/31/2021

**LUCAS LOCAL SCHOOL DISTRICT**  
**MONTHLY CHECK REGISTER**

Check Number	Type	Date	Name	Vendor #	Status	Reconcile Date	Void Date	Amount
21948	ACCOUNTS_PAYABLE	10/21/2021	GRAINGER INC	105375	RECONCILED	10/28/2021		\$ 112.02
21949	ACCOUNTS_PAYABLE	10/21/2021	GUINThER, KELLEY	131419	RECONCILED	10/26/2021		1,870.05
21950	ACCOUNTS_PAYABLE	10/21/2021	LANE HARPER	111669	OUTSTANDING			1,250.00
21951	ACCOUNTS_PAYABLE	10/21/2021	HERMAN, BRADLEY	131456	RECONCILED	10/27/2021		434.56
21952	ACCOUNTS_PAYABLE	10/21/2021	KIMBALL MIDWEST	397105	RECONCILED	10/26/2021		254.97
21953	ACCOUNTS_PAYABLE	10/21/2021	MAXIM HEALTHCARE SERVICES	131600	RECONCILED	10/27/2021		2,300.00
21954	ACCOUNTS_PAYABLE	10/21/2021	MIKE'S MUSIC CORNER	191500	OUTSTANDING			470.00
21955	ACCOUNTS_PAYABLE	10/21/2021	NATIONAL FFA ORGANIZATION	200475	RECONCILED	10/27/2021		90.00
21956	ACCOUNTS_PAYABLE	10/21/2021	NCOCC	205075	OUTSTANDING			6,849.27
21957	ACCOUNTS_PAYABLE	10/21/2021	OTERO, RAQUEL (KELLY)	131308	RECONCILED	10/25/2021		286.00
21958	ACCOUNTS_PAYABLE	10/21/2021	SCHOLASTIC IN	235995	RECONCILED	10/26/2021		246.73
21959	ACCOUNTS_PAYABLE	10/21/2021	SCOTT, SHARON	131532	RECONCILED	10/25/2021		7,750.00
21960	ACCOUNTS_PAYABLE	10/21/2021	STEINER, MARK	397203	RECONCILED	10/26/2021		750.00
21961	ACCOUNTS_PAYABLE	10/21/2021	T A C	266500	RECONCILED	10/26/2021		29.29
21962	ACCOUNTS_PAYABLE	10/21/2021	WOOD, JENNIFER	394000	OUTSTANDING			1,125.00
21963	ACCOUNTS_PAYABLE	10/29/2021	ADVANCE AUTO PARTS	45800	OUTSTANDING			207.59
21964	ACCOUNTS_PAYABLE	10/29/2021	ESC OF CENTRAL OHIO	397294	OUTSTANDING			6,374.60
21965	ACCOUNTS_PAYABLE	10/29/2021	FLAGHOUSE INC	131762	OUTSTANDING			201.26
21966	ACCOUNTS_PAYABLE	10/29/2021	GIONINIO'S PIZZA	397180	OUTSTANDING			125.66
21967	ACCOUNTS_PAYABLE	10/29/2021	HUNTINGTON NATIONAL BANK	397255	OUTSTANDING			41,578.75
21968	ACCOUNTS_PAYABLE	10/29/2021	JULIAN & GRUBE, INC.	271920	OUTSTANDING			1,567.00
21969	ACCOUNTS_PAYABLE	10/29/2021	SCHOOL SPECIALTY	238220	OUTSTANDING			175.33
21970	ACCOUNTS_PAYABLE	10/29/2021	SCHOOL SPECIALTY LLC	238221	OUTSTANDING			29.31
21971	ACCOUNTS_PAYABLE	10/29/2021	SPIRE ADVERTISING	256557	OUTSTANDING			900.00
21972	ACCOUNTS_PAYABLE	10/29/2021	STARK COUNTY COG	397268	OUTSTANDING			55,534.42
21973	ACCOUNTS_PAYABLE	10/29/2021	TEAM SPORTS INC	131372	OUTSTANDING			3,448.00
21974	ACCOUNTS_PAYABLE	10/29/2021	WINSOR LEARNING, INC	292262	OUTSTANDING			275.00
<b>Grand Total</b>								<b>\$ 786,703.54</b>

**LUCAS LOCAL SCHOOL DISTRICT**  
**Monthly Summary of Revenues by Fund**

Fund	Description	FYTD Receivable	FYTD Actual Receipts	MTD Actual Receipts	FYTD Balance Receivable	FYTD Percent Receivable
001	GENERAL	\$ 7,744,179.49	\$ 3,114,728.22	\$ 339,561.54	\$ 4,629,451.27	40.22 %
003	PERMANENT IMPROVEMENT	0.00	0.00	0.00	0.00	0.00
006	FOOD SERVICE	200,573.00	50,302.30	32,453.20	150,270.70	25.08
007	SPECIAL TRUST	47.00	5.82	1.36	41.18	12.38
008	ENDOWMENT	3,555.00	8.99	2.03	3,546.01	0.25
018	PUBLIC SCHOOL SUPPORT	21,583.00	1,651.84	0.00	19,931.16	7.65
019	OTHER GRANT	47,717.00	10,938.40	0.00	36,778.60	22.92
020	SPECIAL ENTERPRISE FUND	251.84	0.00	0.00	251.84	0.00
070	CAPITAL PROJECTS	75,000.00	0.00	0.00	75,000.00	0.00
200	STUDENT MANAGED ACTIVITY	17,775.00	6,377.91	1,103.00	11,397.09	35.88
300	DISTRICT MANAGED ACTIVITY	85,830.00	41,804.92	14,760.00	44,025.08	48.71
451	DATA COMMUNICATION FUND	5,400.00	0.00	0.00	5,400.00	0.00
467	Student Wellness and Success Fund	107,632.80	0.00	0.00	107,632.80	0.00
499	MISCELLANEOUS STATE GRANT FUND	0.00	0.00	0.00	0.00	0.00
507	ELEMENTARY AND SECONDARY SCHOOL EMERGENCY RELIEF FUND	331,563.89	0.00	0.00	331,563.89	0.00
508	GOVERNOR'S EMERGENCY EDUCATION RELIEF FUND	0.00	0.00	0.00	0.00	0.00
510	CORONA VIRUS RELIEF FUND	0.00	10,799.82	0.00	(10,799.82)	0.00
516	IDEA PART B GRANTS	117,724.65	19,431.67	17,027.49	98,292.98	16.51
572	TITLE I DISADVANTAGED CHILDREN	81,902.87	8,181.38	8,181.38	73,721.49	9.99
584	TITLE IV, PART A STUDENT SUPP AND ACADEMIC ENRICH	10,000.00	0.00	0.00	10,000.00	0.00
587	IDEA PRESCHOOL-HANDICAPPED	2,255.45	4,538.69	0.00	(2,283.24)	201.23
590	IMPROVING TEACHER QUALITY	16,737.40	4,026.33	4,026.33	12,711.07	24.06
599	MISCELLANEOUS FED. GRANT FUND	35,598.00	33,487.50	33,487.50	2,110.50	94.07
<b>Grand Total</b>		<b>\$ 8,905,326.39</b>	<b>\$ 3,306,283.79</b>	<b>\$ 450,603.83</b>	<b>\$ 5,599,042.60</b>	

## LUCAS LOCAL SCHOOL DISTRICT

## Spending Plan Summary

ODE Line Number	Monthly Estimate	Monthly Actual	Monthly Difference	FYTEstimate	FYTDActual	FYTDDifference
01.010 General Property (Real Estate)	\$ 19,589.00	\$ 0.00	\$ (19,589.00)	\$ 779,704.00	\$ 742,677.04	\$ (37,026.96)
01.020 Tangible Personal Property Tax	15,361.00	0.00	(15,361.00)	1,003,682.00	1,126,530.02	122,848.02
01.030 Income Tax	0.00	0.00	0.00	0.00	0.00	0.00
01.035 Unrestricted Grants-in-Aid	221,995.00	211,335.54	(10,659.46)	860,873.00	871,008.07	10,135.07
01.040 Restricted Grants-in-Aid	2,139.00	5,810.47	3,671.47	9,354.00	13,833.85	4,479.85
01.045 Restricted Federal Grants-in-Aid - SFSF	0.00	0.00	0.00	0.00	0.00	0.00
01.050 Property Tax Allocation	26,000.00	0.00	(26,000.00)	113,639.00	6,419.14	(107,219.86)
01.060 All Other Operating Revenue	126,070.00	121,644.53	(4,425.47)	249,569.00	312,199.86	62,630.86
01.070 Total Revenue	411,154.00	338,790.54	(72,363.46)	3,016,821.00	3,072,667.98	55,846.98
02.010 Proceeds from Sale of Notes	0.00	0.00	0.00	0.00	0.00	0.00
02.020 State Emergency Loans & Advancements (Approved)	0.00	0.00	0.00	0.00	0.00	0.00
02.040 Operating Transfers-In	0.00	0.00	0.00	0.00	0.00	0.00
02.050 Advances-In	0.00	0.00	0.00	0.00	17,742.69	17,742.69
02.060 All Other Financial Sources	0.00	771.00	771.00	0.00	24,317.55	24,317.55
02.070 Total Other Financing Sources	0.00	771.00	771.00	0.00	42,060.24	42,060.24
<b>02.080 Total Revenues and Other Financing Sources</b>	<b>411,154.00</b>	<b>339,561.54</b>	<b>(71,592.46)</b>	<b>3,016,821.00</b>	<b>3,114,728.22</b>	<b>97,907.22</b>
03.010 Personal Services	252,388.00	397,814.43	145,426.43	1,314,682.00	1,147,114.39	(167,567.61)
03.020 Employees' Retirement/Insurance Benefits	114,175.00	122,230.98	8,055.98	399,989.00	456,178.56	56,189.56
03.030 Purchased Services	163,165.00	86,524.28	(76,640.72)	571,826.00	360,396.38	(211,429.62)
03.040 Supplies and Materials	41,950.00	70,697.94	28,747.94	176,755.00	165,849.86	(10,905.14)
03.050 Capital Outlay	17,022.00	32,189.23	15,167.23	118,396.00	26,263.25	(92,132.75)
03.060 Intergovernmental	0.00	0.00	0.00	0.00	0.00	0.00
04.010 Debt Service: All Principal (Historical)	0.00	0.00	0.00	0.00	0.00	0.00
04.020 Debt Service: Principal-Notes	0.00	0.00	0.00	0.00	0.00	0.00
04.030 Debt Service: Principal - State Loans	6,507.00	0.00	(6,507.00)	40,695.00	0.00	(40,695.00)
04.040 Debt Service: Principal - State Advancements	0.00	0.00	0.00	0.00	0.00	0.00
04.050 Debt Service: Principal - HB 264 Loans	0.00	37,000.00	37,000.00	0.00	37,000.00	37,000.00
04.055 Debt Service: Principal - Other	0.00	0.00	0.00	0.00	0.00	0.00
04.060 Debt Service: Interest and Fiscal Charges	0.00	4,578.75	4,578.75	0.00	4,578.75	4,578.75
04.300 Other Objects	0.00	2,015.68	2,015.68	0.00	38,736.79	38,736.79
04.500 Total Expenditures	595,207.00	753,051.29	157,844.29	2,622,343.00	2,236,117.98	(386,225.02)
05.010 Operational Transfers - Out	0.00	0.00	0.00	0.00	0.00	0.00
05.020 Advances - Out	0.00	0.00	0.00	0.00	0.00	0.00
05.030 All Other Financing Uses	0.00	0.00	0.00	0.00	0.00	0.00
05.040 Total Other Financing Uses	0.00	0.00	0.00	0.00	0.00	0.00
<b>05.050 Total Expenditure and Other Financing Uses</b>	<b>595,207.00</b>	<b>753,051.29</b>	<b>157,844.29</b>	<b>2,622,343.00</b>	<b>2,236,117.98</b>	<b>(386,225.02)</b>
<b>06.010 Excess Rev &amp; Oth Financing Sources over(under) Exp &amp; Oth F</b>	<b>(184,053.00)</b>	<b>(413,489.75)</b>	<b>(229,436.75)</b>	<b>394,478.00</b>	<b>878,610.24</b>	<b>484,132.24</b>
07.010 Cash Balance-July1 -Excluding Proposed Renew/Replace & New	0.00	11,888,414.31	11,888,414.31	0.00	10,596,314.32	10,596,314.32
07.020 Cash Balance June 30	(184,053.00)	11,474,924.56	11,658,977.56	394,478.00	11,474,924.56	11,080,446.56
08.010 Estimated Encumbrances June 30	0.00	1,027,805.56	1,027,805.56	0.00	1,027,805.56	1,027,805.56