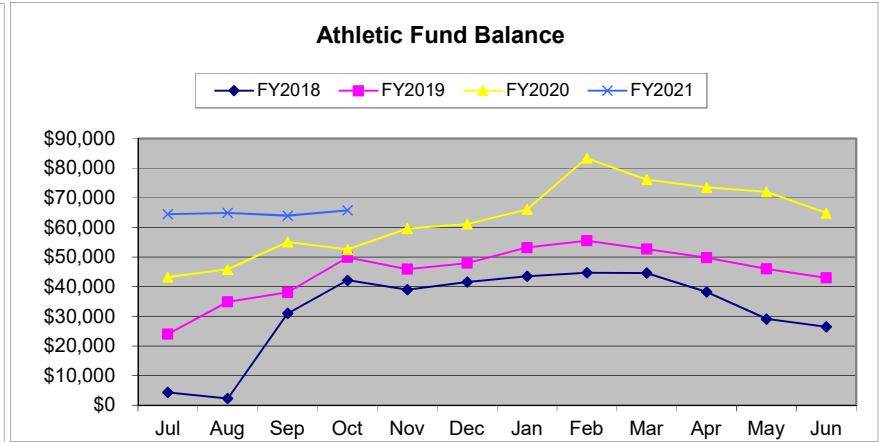
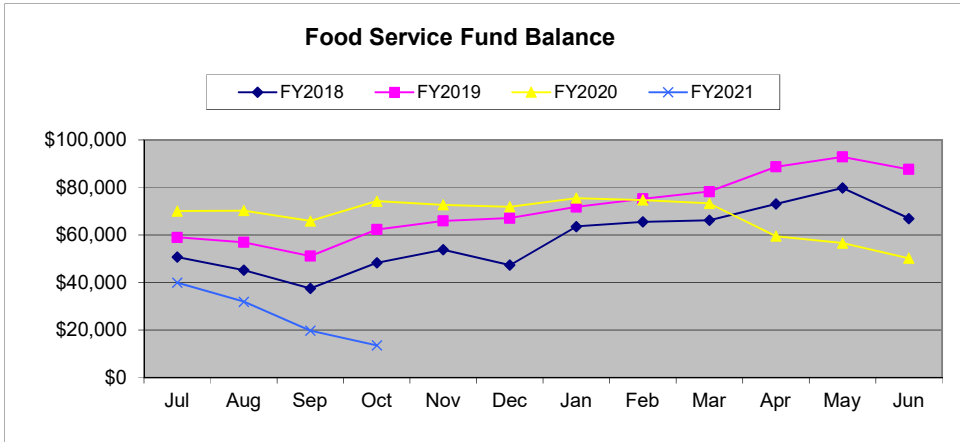


Lucas Local Schools
Monthly Finance Report
For the period ending: October 31, 2020



Permanent Improvement Fund Balance: \$ 1,090,189.64

Expenditures Current Month:

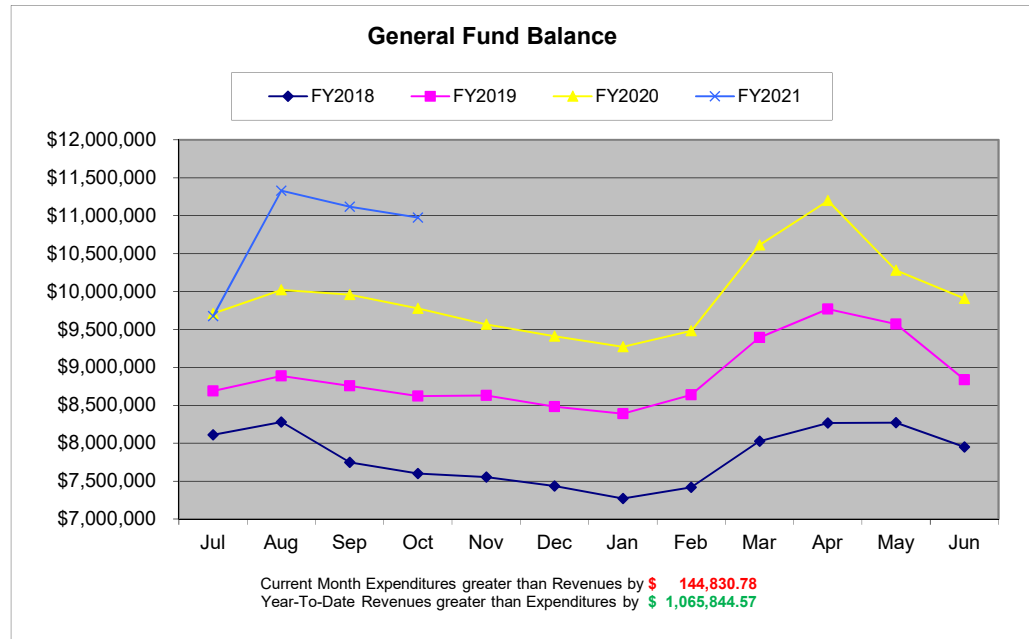
Total \$ -

Open Purchase Orders:

| | |
|---|--------------|
| 5200557 - Garmann/Miller Football Field Project | \$ 1,400.00 |
| 5200571 - Garmann/Miller Storage Building Project | \$ 9,000.00 |
| 5200618 - Agricultural Design (Football Field) | \$ 10,000.00 |
| 5210235 - Garmann/Miller Master Planning | \$ 28,260.00 |

Total \$ 48,660.00

Amount Available for Projects: \$ 1,041,529.64



General Fund Information:

| | | |
|---|--------------|----------------------------|
| Last Year ending cash balance June 30, 2020: | \$ 9,946,013 | Actual (updated 6/30/2020) |
| Forecasted Ending cash balance June 30, 2021: | \$ 9,781,857 | updated 05/05/2020 |
| Forecasted Ending cash balance June 30, 2022: | \$10,482,402 | updated 05/05/2020 |
| Forecasted Ending cash balance June 30, 2023: | \$10,571,784 | updated 05/05/2020 |
| Forecasted Ending cash balance June 30, 2024: | \$10,326,591 | updated 05/05/2020 |
| Forecasted Ending cash balance June 30, 2025: | \$ 9,693,337 | updated 05/05/2020 |

Gross Depository Balances:

| | |
|--------------------------|----------------|
| Richland Bank General | \$148,000.00 |
| Richland Bank Sweep | \$141,218.77 |
| Richland Bank Payment | \$1,000.00 |
| Richland Bank MM Savings | \$352,127.12 |
| Star Ohio | \$7,451,313.95 |
| Richland Bank Athletic | \$1,810.50 |

Total Depository Balances (Gross) \$8,095,470.34

Adjustments to Bank Balance:

| | |
|-------------------------|---------------|
| Cash in Transit to Bank | \$0.00 |
| Outstanding Checks | (\$69,510.28) |
| Adjustments: | |
| Athletic Checking | (\$1,810.50) |

Total Adjustments to Bank Balance (\$71,320.78)

Investments:

| | |
|--|----------------|
| Treasury Bonds and Notes | \$0.00 |
| Certificate of Deposits | \$0.00 |
| Other Securities | \$0.00 |
| Other Investments: | |
| Richland Bank Investments (Cost Basis) | \$4,371,113.91 |

Total Investments \$4,371,113.91

Cash on Hand:

| | |
|------------------------------------|------------|
| Petty Cash: | |
| Board Office Petty Cash | \$50.00 |
| Change Funds - Buildings/Cafeteria | \$300.00 |
| Change Funds - Athletic | \$1,500.00 |
| Change Cash: | |
| Cash with Fiscal Agent | \$0.00 |

Total Cash on Hand \$1,850.00

Total Balances \$12,397,113.47

Total Fund Balance \$12,397,113.47

Depository Clearance Accounts:

Total Clearance Account Balances \$0.00

Treasurer

Start Date: 10/01/20

End Date: 10/31/20

LUCAS LOCAL SCHOOL DISTRICT

Monthly Check Register

| Check Number | Type | Date | Name | Vendor # | Status | Reconcile Date | Void Date | Amount |
|--------------|------------------|------------|---------------------------------|----------|------------|----------------|-----------|---------------|
| 0 | PAYROLL | 10/2/2020 | LUCAS LOCAL SCHOOL DISTRICT | | RECONCILED | 10/2/2020 | | \$ 144,693.69 |
| 0 | PAYROLL | 10/16/2020 | LUCAS LOCAL SCHOOL DISTRICT | | RECONCILED | 10/16/2020 | | 132,912.47 |
| 0 | PAYROLL | 10/30/2020 | LUCAS LOCAL SCHOOL DISTRICT | | RECONCILED | 10/30/2020 | | 136,289.59 |
| 0 | ACCOUNTS_PAYABLE | 10/30/2020 | CENTURYLINK | 131227 | RECONCILED | 10/30/2020 | | 56.65 |
| 0 | ACCOUNTS_PAYABLE | 10/30/2020 | DIRECT ENERGY BUSINESS | 931258 | RECONCILED | 10/30/2020 | | 51.29 |
| 0 | ACCOUNTS_PAYABLE | 10/30/2020 | FIRELANDS ELECTRIC COOP | 988500 | RECONCILED | 10/30/2020 | | 318.76 |
| 0 | ACCOUNTS_PAYABLE | 10/30/2020 | LOWE'S CREDIT SERVICES | 165615 | RECONCILED | 10/30/2020 | | 346.62 |
| 0 | ACCOUNTS_PAYABLE | 10/30/2020 | OHIO.NET INTERNET PROVIDERS | 931559 | RECONCILED | 10/30/2020 | | 217.02 |
| 0 | ACCOUNTS_PAYABLE | 10/30/2020 | OHIO DEPARTMENT OF JOB AND | 207475 | RECONCILED | 10/30/2020 | | 382.38 |
| 0 | ACCOUNTS_PAYABLE | 10/30/2020 | PITNEY BOWES | 997301 | RECONCILED | 10/30/2020 | | 950.15 |
| 0 | ACCOUNTS_PAYABLE | 10/30/2020 | RICHLAND BANK | 900300 | RECONCILED | 10/30/2020 | | 8,263.93 |
| 0 | ACCOUNTS_PAYABLE | 10/30/2020 | SCHOOL EMPLOYEES RETIREMENT | 902003 | RECONCILED | 10/30/2020 | | 16,056.48 |
| 0 | ACCOUNTS_PAYABLE | 10/30/2020 | SPECTRUM COMMUNICATIONS | 902009 | RECONCILED | 10/30/2020 | | 272.76 |
| 0 | ACCOUNTS_PAYABLE | 10/30/2020 | STATE TEACHERS RETIREMENT SYST | 902002 | RECONCILED | 10/30/2020 | | 34,392.32 |
| 21090 | ACCOUNTS_PAYABLE | 10/5/2020 | ADVANCE AUTO PARTS | 45800 | RECONCILED | 10/13/2020 | | 379.27 |
| 21091 | ACCOUNTS_PAYABLE | 10/5/2020 | CARDINAL BUS SALES | 396769 | RECONCILED | 10/8/2020 | | 718.02 |
| 21092 | ACCOUNTS_PAYABLE | 10/5/2020 | CHARLES RITTER COMPANY | 131287 | RECONCILED | 10/7/2020 | | 171.60 |
| 21093 | ACCOUNTS_PAYABLE | 10/5/2020 | DISTRICT 6 COACHES ASSOCIATION | 69995 | RECONCILED | 10/13/2020 | | 30.00 |
| 21094 | ACCOUNTS_PAYABLE | 10/5/2020 | FINALFORMS | 131557 | RECONCILED | 10/13/2020 | | 2,751.50 |
| 21095 | ACCOUNTS_PAYABLE | 10/5/2020 | G & L SUPPLY CO | 96450 | RECONCILED | 10/9/2020 | | 1,948.90 |
| 21096 | ACCOUNTS_PAYABLE | 10/5/2020 | HARCOURT OUTLINES, INC | 396715 | RECONCILED | 10/9/2020 | | 39.45 |
| 21097 | ACCOUNTS_PAYABLE | 10/5/2020 | KIMBALL MIDWEST | 397105 | RECONCILED | 10/9/2020 | | 704.53 |
| 21098 | ACCOUNTS_PAYABLE | 10/5/2020 | METCALF, JAMES | 131606 | RECONCILED | 10/8/2020 | | 77.63 |
| 21099 | ACCOUNTS_PAYABLE | 10/5/2020 | OHIO HEALTH CONSORTIUM INC. | 131307 | RECONCILED | 10/8/2020 | | 92.00 |
| 21100 | ACCOUNTS_PAYABLE | 10/5/2020 | ONTARIO ATHLETIC DEPARTMENT | 396619 | RECONCILED | 10/9/2020 | | 200.00 |
| 21101 | ACCOUNTS_PAYABLE | 10/5/2020 | PIONEER PAINT | 212600 | RECONCILED | 10/8/2020 | | 790.00 |
| 21102 | ACCOUNTS_PAYABLE | 10/5/2020 | READING RECOVERY | 222135 | RECONCILED | 10/23/2020 | | 2,095.00 |
| 21103 | ACCOUNTS_PAYABLE | 10/5/2020 | SCHOLASTIC IN | 235995 | RECONCILED | 10/8/2020 | | 3,422.74 |
| 21104 | ACCOUNTS_PAYABLE | 10/5/2020 | SCHOOL SPECIALTY | 238220 | RECONCILED | 10/14/2020 | | 72.72 |
| 21105 | ACCOUNTS_PAYABLE | 10/5/2020 | SHARE CORPORATION | 131593 | RECONCILED | 10/13/2020 | | 781.95 |
| 21106 | ACCOUNTS_PAYABLE | 10/5/2020 | SHELBY HIGH SCHOOL | 241820 | RECONCILED | 10/23/2020 | | 450.00 |
| 21107 | ACCOUNTS_PAYABLE | 10/5/2020 | Edmentum, Inc. | 396830 | RECONCILED | 10/13/2020 | | 555.50 |
| 21108 | ACCOUNTS_PAYABLE | 10/5/2020 | T A C | 266500 | RECONCILED | 10/9/2020 | | 794.65 |
| 21109 | ACCOUNTS_PAYABLE | 10/5/2020 | US Bank One Card | 131127 | RECONCILED | 10/13/2020 | | 3,737.63 |
| 21110 | ACCOUNTS_PAYABLE | 10/5/2020 | VILLAGE OF LUCAS | 276380 | RECONCILED | 10/16/2020 | | 9,429.92 |
| 21111 | ACCOUNTS_PAYABLE | 10/5/2020 | WASHINGTON AUTO PARTS LEXINGTON | 397311 | RECONCILED | 10/9/2020 | | 17.76 |
| 21112 | ACCOUNTS_PAYABLE | 10/5/2020 | VERIZON WIRELESS | 131759 | RECONCILED | 10/9/2020 | | 833.30 |
| 21113 | REFUND | 10/8/2020 | PIONEER CAREER & | 212145 | RECONCILED | 10/14/2020 | | 808.97 |
| 21114 | ACCOUNTS_PAYABLE | 10/15/2020 | ALFRED NICKLES BAKERY | 204500 | RECONCILED | 10/20/2020 | | 200.50 |

Start Date: 10/01/20

End Date: 10/31/20

LUCAS LOCAL SCHOOL DISTRICT

Monthly Check Register

| Check Number | Type | Date | Name | Vendor # | Status | Reconcile Date | Void Date | Amount |
|--------------|------------------|------------|--------------------------------|----------|-------------|----------------|-----------|-------------|
| 21115 | ACCOUNTS_PAYABLE | 10/15/2020 | B&H FOTO & ELECTRONICS INC | 131763 | RECONCILED | 10/21/2020 | | \$ 1,240.17 |
| 21116 | ACCOUNTS_PAYABLE | 10/15/2020 | BUCKEYE CENTRAL LOCAL SCHOOLS | 36800 | RECONCILED | 10/23/2020 | | 200.00 |
| 21117 | ACCOUNTS_PAYABLE | 10/15/2020 | CHARLES RITTER COMPANY | 131287 | RECONCILED | 10/19/2020 | | 13.20 |
| 21118 | ACCOUNTS_PAYABLE | 10/15/2020 | CINTAS CORPORATION #003 | 131183 | RECONCILED | 10/20/2020 | | 36.45 |
| 21119 | ACCOUNTS_PAYABLE | 10/15/2020 | COLUMBIA GAS | 55990 | RECONCILED | 10/26/2020 | | 563.57 |
| 21120 | ACCOUNTS_PAYABLE | 10/15/2020 | DEMCO | 66440 | RECONCILED | 10/23/2020 | | 114.30 |
| 21121 | ACCOUNTS_PAYABLE | 10/15/2020 | FLAGHOUSE INC | 131762 | RECONCILED | 10/23/2020 | | 36.00 |
| 21122 | ACCOUNTS_PAYABLE | 10/15/2020 | G & L SUPPLY CO | 96450 | RECONCILED | 10/20/2020 | | 6,088.32 |
| 21123 | ACCOUNTS_PAYABLE | 10/15/2020 | GALION COMMUNITY HOSP | 131443 | RECONCILED | 10/21/2020 | | 289.00 |
| 21124 | ACCOUNTS_PAYABLE | 10/15/2020 | GALION H.S. ATHLETIC DEPT. | 396544 | RECONCILED | 10/20/2020 | | 950.00 |
| 21125 | ACCOUNTS_PAYABLE | 10/15/2020 | ACCO BRANDS USA LLC | 95010 | RECONCILED | 10/22/2020 | | 336.55 |
| 21126 | ACCOUNTS_PAYABLE | 10/15/2020 | GORDON FOOD SERVICE | 105225 | RECONCILED | 10/23/2020 | | 4,725.72 |
| 21127 | ACCOUNTS_PAYABLE | 10/15/2020 | GRAINGER INC | 105375 | RECONCILED | 10/21/2020 | | 317.16 |
| 21128 | ACCOUNTS_PAYABLE | 10/15/2020 | iPRINT SERVICES LLC | 131553 | RECONCILED | 10/20/2020 | | 265.97 |
| 21129 | ACCOUNTS_PAYABLE | 10/15/2020 | M T BUSINESS TECHNOLOGIES | 178795 | RECONCILED | 10/20/2020 | | 564.34 |
| 21130 | ACCOUNTS_PAYABLE | 10/15/2020 | MID OHIO EDUCATIONAL SERV CTR | 227880 | RECONCILED | 10/22/2020 | | 3,500.00 |
| 21131 | ACCOUNTS_PAYABLE | 10/15/2020 | OHIO BIRD SANCTUARY | 207250 | RECONCILED | 10/26/2020 | | 100.00 |
| 21132 | ACCOUNTS_PAYABLE | 10/15/2020 | FHEG Campus Bookstore #196 | 207975 | RECONCILED | 10/21/2020 | | 121.12 |
| 21133 | ACCOUNTS_PAYABLE | 10/15/2020 | PETERS, KALIAL & MARKAKIS | 183088 | RECONCILED | 10/20/2020 | | 756.00 |
| 21134 | ACCOUNTS_PAYABLE | 10/15/2020 | PRO-TURF, INC. | 217965 | RECONCILED | 10/21/2020 | | 1,440.00 |
| 21135 | ACCOUNTS_PAYABLE | 10/15/2020 | QUILL CORPORATION | 218550 | RECONCILED | 10/22/2020 | | 271.17 |
| 21136 | ACCOUNTS_PAYABLE | 10/15/2020 | RICHLAND CO JUVENILE COURT | 228680 | RECONCILED | 10/22/2020 | | 765.00 |
| 21137 | ACCOUNTS_PAYABLE | 10/15/2020 | RIGHTWAY FOOD SERVICE | 397070 | RECONCILED | 10/21/2020 | | 1,564.04 |
| 21138 | ACCOUNTS_PAYABLE | 10/15/2020 | RUMPKE OF OHIO, INC. | 131247 | RECONCILED | 10/21/2020 | | 1,069.62 |
| 21139 | ACCOUNTS_PAYABLE | 10/15/2020 | SKELTONS INC | 251140 | RECONCILED | 10/26/2020 | | 112.42 |
| 21140 | ACCOUNTS_PAYABLE | 10/15/2020 | SMITHFOODS INC | 252305 | RECONCILED | 10/26/2020 | | 978.50 |
| 21141 | ACCOUNTS_PAYABLE | 10/15/2020 | TEAM SPORTS INC | 131372 | RECONCILED | 10/22/2020 | | 630.00 |
| 21142 | ACCOUNTS_PAYABLE | 10/15/2020 | TILTON, JACQUIE | 131216 | RECONCILED | 10/15/2020 | | 190.00 |
| 21143 | ACCOUNTS_PAYABLE | 10/15/2020 | UPSTAGING INC | 131756 | RECONCILED | 10/20/2020 | | 9,800.00 |
| 21144 | ACCOUNTS_PAYABLE | 10/15/2020 | VELOCITY ATHLETICS | 131630 | RECONCILED | 10/21/2020 | | 736.00 |
| 21145 | ACCOUNTS_PAYABLE | 10/26/2020 | EASY GRAPHICS CORP | 131445 | OUTSTANDING | | | 763.00 |
| 21146 | ACCOUNTS_PAYABLE | 10/26/2020 | EJ THERAPY INC | 396559 | OUTSTANDING | | | 6,473.25 |
| 21147 | ACCOUNTS_PAYABLE | 10/26/2020 | ESC OF CENTRAL OHIO | 397294 | RECONCILED | 10/29/2020 | | 2,611.05 |
| 21148 | ACCOUNTS_PAYABLE | 10/26/2020 | EWELL EDUCATIONAL SERVICES | 131546 | OUTSTANDING | | | 325.00 |
| 21149 | ACCOUNTS_PAYABLE | 10/26/2020 | FURBAY/MANSFIELD ELECTRIC | 173790 | RECONCILED | 10/30/2020 | | 283.50 |
| 21150 | ACCOUNTS_PAYABLE | 10/26/2020 | GUINThER, KELLEY | 131419 | RECONCILED | 10/28/2020 | | 2,903.76 |
| 21151 | ACCOUNTS_PAYABLE | 10/26/2020 | HYLANT ADMINISTRATIVE SERVICES | 396719 | RECONCILED | 10/30/2020 | | 1,012.00 |
| 21152 | ACCOUNTS_PAYABLE | 10/26/2020 | iPRINT SERVICES LLC | 131553 | OUTSTANDING | | | 159.98 |
| 21153 | ACCOUNTS_PAYABLE | 10/26/2020 | IRWIN, CRAIG | 131518 | RECONCILED | 10/30/2020 | | 4,948.96 |

Start Date: 10/01/20

End Date: 10/31/20

LUCAS LOCAL SCHOOL DISTRICT
Monthly Check Register

| Check Number | Type | Date | Name | Vendor # | Status | Reconcile Date | Void Date | Amount |
|--------------------|------------------|------------|------------------------------|----------|-------------|----------------|-----------|----------------------|
| 21154 | ACCOUNTS_PAYABLE | 10/26/2020 | MAHONEY, CARISSA | 396271 | OUTSTANDING | | | \$ 375.00 |
| 21155 | ACCOUNTS_PAYABLE | 10/26/2020 | MEDINA COUNTY ESC | 185225 | OUTSTANDING | | | 60.00 |
| 21156 | ACCOUNTS_PAYABLE | 10/26/2020 | SUSAN PETERS | 131769 | RECONCILED | 10/29/2020 | | 853.10 |
| 21157 | ACCOUNTS_PAYABLE | 10/26/2020 | PRO TUFF DECALS | 131290 | OUTSTANDING | | | 421.20 |
| 21158 | ACCOUNTS_PAYABLE | 10/26/2020 | RADD, JOHN | 131383 | RECONCILED | 10/27/2020 | | 750.00 |
| 21159 | ACCOUNTS_PAYABLE | 10/26/2020 | RIDDELL ALL AMERICAN | 3725 | OUTSTANDING | | | 830.95 |
| 21160 | ACCOUNTS_PAYABLE | 10/26/2020 | RIVER EDUCATION SERVICES LLC | 131397 | OUTSTANDING | | | 4,320.00 |
| 21161 | ACCOUNTS_PAYABLE | 10/26/2020 | SCHOLASTIC IN | 235995 | OUTSTANDING | | | 243.94 |
| 21162 | ACCOUNTS_PAYABLE | 10/26/2020 | School Health Corporation | 396875 | OUTSTANDING | | | 1,803.13 |
| 21163 | ACCOUNTS_PAYABLE | 10/26/2020 | STARK COUNTY COG | 397268 | OUTSTANDING | | | 42,298.78 |
| 21164 | ACCOUNTS_PAYABLE | 10/26/2020 | LAURA SWANK | 131733 | OUTSTANDING | | | 547.50 |
| 21165 | ACCOUNTS_PAYABLE | 10/26/2020 | VECTOR SECURITY | 101110 | OUTSTANDING | | | 1,664.95 |
| 21166 | ACCOUNTS_PAYABLE | 10/26/2020 | WEIKEL, CARRIE | 397073 | RECONCILED | 10/26/2020 | | 3,871.68 |
| 21167 | ACCOUNTS_PAYABLE | 10/26/2020 | WEIS, JOE | 131448 | RECONCILED | 10/28/2020 | | 750.00 |
| Grand Total | | | | | | | | \$ 622,353.00 |

LUCAS LOCAL SCHOOL DISTRICT

Cash Summary Report

| FUND/SCC | Description | Initial Cash | MTD Received | FYTD Received | MTD Expended | FYTD Expended | Fund Balance | Encumbrance | Unencumbered Balance |
|----------|---|-----------------|---------------|-----------------|---------------|-----------------|------------------|-----------------|----------------------|
| 001-0000 | GENERAL FUND | \$ 9,899,383.34 | \$ 418,080.73 | \$ 3,199,244.00 | \$ 564,509.55 | \$ 2,139,749.55 | \$ 10,958,877.79 | \$ 1,149,896.11 | \$ 9,808,981.68 |
| 001-9003 | ECONOMIC DISADVANTAGED | 0.00 | 1,598.04 | 6,392.03 | 0.00 | 0.00 | 6,392.03 | 3,456.40 | 2,935.63 |
| 001-9300 | CASINO REVENUES SET ASIDE | 9,629.84 | 0.00 | 7,617.99 | 0.00 | 7,659.90 | 9,587.93 | 2,300.00 | 7,287.93 |
| 003-9096 | PERMANENT IMPROVEMENT | 1,257,592.35 | 0.00 | 71,068.04 | 0.00 | 238,470.75 | 1,090,189.64 | 48,660.00 | 1,041,529.64 |
| 006-0000 | FOOD SERVICES FUND | 50,219.61 | 13,619.13 | 20,472.07 | 19,729.24 | 57,103.77 | 13,587.91 | 143,646.73 | (130,058.82) |
| 007-9001 | SPECIAL TRUST - ELEM FACULTY | 792.93 | 0.09 | 0.63 | 0.00 | 0.00 | 793.56 | 0.00 | 793.56 |
| 007-9003 | SPECIAL TRUST - M.S. & H.S. FACULTY | 156.79 | 0.02 | 0.13 | 0.00 | 0.00 | 156.92 | 0.00 | 156.92 |
| 007-9004 | Cathy Gilbert Memorial | 1,881.55 | 0.22 | 1.48 | 0.00 | 0.00 | 1,883.03 | 0.00 | 1,883.03 |
| 007-9011 | MICHAEL C. FANELLO MEMORIAL SCHOLARSHIP | 20,857.01 | 2.43 | 16.52 | 0.00 | 0.00 | 20,873.53 | 1,500.00 | 19,373.53 |
| 008-9095 | ENDOWMENT FUND | 10,273.40 | 1.20 | 8.13 | 0.00 | 0.00 | 10,281.53 | 500.00 | 9,781.53 |
| 008-9096 | Scholarship fund Shelby Cooper | 0.00 | 0.00 | 0.00 | 0.00 | 0.00 | 0.00 | 1,500.00 | (1,500.00) |
| 008-9099 | ENDOWMENT-CHRISTINE WYKA SCHOLARSHIP | 22,853.14 | 2.67 | 18.10 | 0.00 | 0.00 | 22,871.24 | 500.00 | 22,371.24 |
| 008-9100 | LSSF SCHOLARSHIP FUND | 2,501.15 | 0.15 | 1.00 | 0.00 | 1,250.00 | 1,252.15 | 1,250.00 | 2.15 |
| 018-9001 | PUBLIC SCHOOL SUPPORT FUND - ELEMENTARY | 8,588.94 | 0.00 | 505.58 | 56.72 | 154.05 | 8,940.47 | 1,149.22 | 7,791.25 |
| 018-9002 | PUBLIC SCHOOL SUPPORT FUND - MIDDLE SCHOOL | 1,884.50 | 0.00 | 0.00 | 0.00 | 0.00 | 1,884.50 | 546.00 | 1,338.50 |
| 018-9003 | PUBLIC SCHOOL SUPPORT FUND - HIGH SCHOOL | 1,451.87 | 0.00 | 1,415.89 | 0.00 | 103.00 | 2,764.76 | 1,200.00 | 1,564.76 |
| 018-9004 | SUPT/TREAS FLOWER/FUNDRSR | 64.83 | 0.00 | 0.00 | 0.00 | 0.00 | 64.83 | 150.00 | (85.17) |
| 019-9105 | PARK NATIONAL BANK TEACHER GRANT M. WARNER | 250.00 | 0.00 | 0.00 | 0.00 | 0.00 | 250.00 | 0.00 | 250.00 |
| 019-9106 | PARK NATIONAL BANK TEACHER GRANT C. IRWIN | 0.00 | 0.00 | 0.00 | 0.00 | 0.00 | 0.00 | 0.00 | 0.00 |
| 019-9501 | Academic Booster's Mini Grant | 1,057.74 | 0.00 | 0.00 | 0.00 | 0.00 | 1,057.74 | 0.00 | 1,057.74 |
| 019-9700 | LUCAS LOCAL SCHOOL SUSTAINING FUND | 7,763.89 | 0.00 | 14,013.87 | 2,825.78 | 14,089.27 | 7,688.49 | 687.24 | 7,001.25 |
| 020-0000 | FARM | 2,248.16 | 0.00 | 0.00 | 0.00 | 0.00 | 2,248.16 | 0.00 | 2,248.16 |
| 200-9001 | DRAMA CLUB-ELEMENTARY | 86.56 | 0.00 | 0.00 | 0.00 | 0.00 | 86.56 | 0.00 | 86.56 |
| 200-9002 | DRAMA CLUB-MIDDLE SCHOOL | 665.08 | 0.00 | 0.00 | 0.00 | 0.00 | 665.08 | 0.00 | 665.08 |
| 200-9014 | CLASS OF 2014 | 0.00 | 0.00 | 0.00 | 0.00 | 0.00 | 0.00 | 0.00 | 0.00 |
| 200-9015 | CLASS OF 2015 | 1,070.40 | 0.00 | 0.00 | 0.00 | 0.00 | 1,070.40 | 1,070.40 | 0.00 |
| 200-9016 | CLASS OF 2016 | 1,679.92 | 0.00 | 0.00 | 0.00 | 0.00 | 1,679.92 | 0.00 | 1,679.92 |
| 200-9017 | CLASS OF 2017 | 887.97 | 0.00 | 0.00 | 0.00 | 0.00 | 887.97 | 0.00 | 887.97 |
| 200-9018 | CLASS OF 2018 | 1,112.23 | 0.00 | 0.00 | 0.00 | 0.00 | 1,112.23 | 0.00 | 1,112.23 |
| 200-9019 | CLASS OF 2019 | 869.73 | 0.00 | 0.00 | 0.00 | 0.00 | 869.73 | 0.00 | 869.73 |
| 200-9020 | CLASS OF 2020 | (73.28) | 73.28 | 73.28 | 0.00 | 0.00 | 0.00 | 0.00 | 0.00 |
| 200-9021 | CLASS OF 2021 | 2,915.72 | 234.00 | 394.00 | 0.00 | 0.00 | 3,309.72 | 0.00 | 3,309.72 |
| 200-9022 | CLASS OF 2022 | 1,542.00 | 220.00 | 360.00 | 0.00 | 0.00 | 1,902.00 | 0.00 | 1,902.00 |
| 200-9023 | CLASS OF 2023 | 1,075.00 | 240.00 | 400.00 | 0.00 | 0.00 | 1,475.00 | 0.00 | 1,475.00 |

LUCAS LOCAL SCHOOL DISTRICT

Cash Summary Report

| FUND/SCC | Description | Initial Cash | MTD Received | FYTD Received | MTD Expended | FYTD Expended | Fund Balance | Encumbrance | Unencumbered Balance |
|----------|---------------------------------|--------------|--------------|---------------|--------------|---------------|--------------|-------------|----------------------|
| 200-9024 | CLASS OF 2024 | \$ 0.00 | \$ 140.00 | \$ 360.00 | \$ 0.00 | \$ 0.00 | \$ 360.00 | \$ 0.00 | \$ 360.00 |
| 200-9125 | FRENCH CLUB | 1,151.71 | 0.00 | 0.00 | 0.00 | 0.00 | 1,151.71 | 0.00 | 1,151.71 |
| 200-9128 | SPANISH CLUB | 713.25 | 0.00 | 0.00 | 0.00 | 0.00 | 713.25 | 0.00 | 713.25 |
| 200-9144 | DESTINATION IMAGINATION | 64.16 | 0.00 | 0.00 | 0.00 | 0.00 | 64.16 | 0.00 | 64.16 |
| 200-9330 | F F A | 8,468.88 | 0.00 | 0.00 | 325.00 | 325.00 | 8,143.88 | 1,892.50 | 6,251.38 |
| 200-9440 | MUSIC ACTIVITIES | 9,001.77 | 0.00 | 0.00 | 0.00 | 0.00 | 9,001.77 | 2,500.00 | 6,501.77 |
| 200-9611 | ELEM STUDENT COUNCIL | 1,827.72 | 0.00 | 61.32 | 0.00 | 0.00 | 1,889.04 | 0.00 | 1,889.04 |
| 200-9612 | MIDDLE SCHOOL STUDENT COUNCIL | 2,414.76 | 0.00 | 0.00 | 0.00 | 0.00 | 2,414.76 | 0.00 | 2,414.76 |
| 200-9613 | HS STUDENT COUNCIL | 3,939.82 | 0.00 | 0.00 | 0.00 | 0.00 | 3,939.82 | 702.57 | 3,237.25 |
| 200-9680 | YEARBOOK | 10,780.22 | 85.00 | 285.00 | 0.00 | 2,537.08 | 8,528.14 | 0.00 | 8,528.14 |
| 200-9690 | NEWSPAPER | 621.59 | 0.00 | 0.00 | 0.00 | 0.00 | 621.59 | 0.00 | 621.59 |
| 200-9710 | LUCAS ACADEMIC HONOR SOCIETY | 1,080.11 | 0.00 | 0.00 | 0.00 | 205.95 | 874.16 | 500.00 | 374.16 |
| 200-9810 | LUCAS SCHOOLS PEP CLUB | 632.60 | 0.00 | 0.00 | 0.00 | 0.00 | 632.60 | 0.00 | 632.60 |
| 300-9001 | ELEM/MS LIBRARY | 4,091.88 | 0.00 | 475.94 | 114.30 | 114.30 | 4,453.52 | 8,500.00 | (4,046.48) |
| 300-9003 | HS LIBRARY | 945.07 | 0.00 | 0.00 | 0.00 | 0.00 | 945.07 | 0.00 | 945.07 |
| 300-9500 | ATHLETIC | 64,831.86 | 8,020.00 | 19,336.44 | 6,212.15 | 18,389.41 | 65,778.89 | 60,492.36 | 5,286.53 |
| 300-9510 | ATHLETICS - HS FOOTBALL | 1,922.45 | 2.00 | 2.00 | 736.00 | 736.00 | 1,188.45 | 0.00 | 1,188.45 |
| 300-9511 | ATHLETICS - MS FOOTBALL | 87.67 | 0.00 | 0.00 | 0.00 | 0.00 | 87.67 | 0.00 | 87.67 |
| 300-9520 | ATHLETICS - BOYS HS BASKETBALL | 1,081.49 | 0.00 | 0.00 | 0.00 | 0.00 | 1,081.49 | 0.00 | 1,081.49 |
| 300-9521 | ATHLETICS - BOYS MS BASKETBALL | 98.61 | 0.00 | 0.00 | 0.00 | 0.00 | 98.61 | 0.00 | 98.61 |
| 300-9525 | ATHLETICS - GIRLS HS BASKETBALL | 70.80 | 0.00 | 0.00 | 0.00 | 460.50 | (389.70) | 0.00 | (389.70) |
| 300-9526 | ATHLETICS - GIRLS MS BASKETBALL | 52.44 | 0.00 | 0.00 | 0.00 | 0.00 | 52.44 | 0.00 | 52.44 |
| 300-9528 | ATHLETICS - WRESTLING | 3,980.11 | 0.00 | 0.00 | 0.00 | 0.00 | 3,980.11 | 80.00 | 3,900.11 |
| 300-9530 | ATHLETICS - BASEBALL | 1,499.63 | 0.00 | 0.00 | 0.00 | 0.00 | 1,499.63 | 0.00 | 1,499.63 |
| 300-9540 | ATHLETICS - SOFTBALL | 2,884.27 | 0.00 | 0.00 | 0.00 | 0.00 | 2,884.27 | 0.00 | 2,884.27 |
| 300-9550 | ATHLETICS - HS VOLLEYBALL | 1,599.97 | 0.00 | 910.00 | 0.00 | 1,179.00 | 1,330.97 | 0.00 | 1,330.97 |
| 300-9551 | ATHLETICS - MS VOLLEYBALL | 0.00 | 0.00 | 0.00 | 0.00 | 0.00 | 0.00 | 0.00 | 0.00 |
| 300-9553 | ATHLETICS - HS CHEERLEADING | (26.19) | 0.00 | 26.19 | 0.00 | 0.00 | 0.00 | 0.00 | 0.00 |
| 300-9554 | ATHLETICS - MS CHEERLEADING | 133.99 | 0.00 | 0.00 | 0.00 | 26.19 | 107.80 | 0.00 | 107.80 |
| 300-9560 | ATHLETICS - HS CROSS COUNTRY | 743.34 | 0.00 | 446.00 | 0.00 | 446.00 | 743.34 | 504.00 | 239.34 |
| 300-9561 | ATHLETICS - MS CROSS COUNTRY | 220.11 | 0.00 | 0.00 | 0.00 | 0.00 | 220.11 | 0.00 | 220.11 |
| 300-9570 | ATHLETICS - HS TRACK & FIELD | 2,157.99 | 0.00 | 0.00 | 0.00 | 0.00 | 2,157.99 | 0.00 | 2,157.99 |
| 300-9571 | ATHLETICS - MS TRACK & FIELD | 0.00 | 0.00 | 0.00 | 0.00 | 0.00 | 0.00 | 0.00 | 0.00 |
| 451-9020 | eTech Ohio Connectivity Subsidy | 0.00 | 0.00 | 0.00 | 0.00 | 0.00 | 0.00 | 0.00 | 0.00 |

LUCAS LOCAL SCHOOL DISTRICT

Cash Summary Report

| FUND/SCC | Description | Initial Cash | MTD Received | FYTD Received | MTD Expended | FYTD Expended | Fund Balance | Encumbrance | Unencumbered Balance |
|--------------------|--|-------------------------|----------------------|------------------------|----------------------|------------------------|-------------------------|------------------------|-------------------------|
| 451-9021 | eTech Ohio Connectivity Subsidy | \$ 0.00 | \$ 2,700.00 | \$ 2,700.00 | \$ 2,700.00 | \$ 2,700.00 | \$ 0.00 | \$ 0.00 | \$ 0.00 |
| 467-0000 | Student Wellness and Success Fund | 0.00 | 0.00 | 0.00 | 0.00 | 0.00 | 0.00 | 0.00 | 0.00 |
| 467-9020 | Student Wellness and Success Fund FY20 | 70,094.87 | 0.00 | 0.00 | 0.00 | 0.00 | 70,094.87 | 70,094.87 | 0.00 |
| 467-9021 | Student Wellness and Success Fund FY21 | 0.00 | 53,818.00 | 53,818.00 | 0.00 | 0.00 | 53,818.00 | 17,147.18 | 36,670.82 |
| 499-9019 | SCHOOL SAFETY GRANT | 0.00 | 0.00 | 0.00 | 0.00 | 0.00 | 0.00 | 0.00 | 0.00 |
| 499-9020 | SCHOOL SAFETY GRANT | 308.05 | 0.00 | 0.00 | 0.00 | 0.00 | 308.05 | 0.00 | 308.05 |
| 499-9120 | BWC School Safety & Security Grant | 0.00 | 0.00 | 0.00 | 0.00 | 0.00 | 0.00 | 0.00 | 0.00 |
| 499-9121 | School Bus Purchase Program | 36,088.13 | 0.00 | 36,088.13 | 0.00 | 72,176.26 | 0.00 | 0.00 | 0.00 |
| 507-9021 | ESSER (Elem & Sec School Emergency Relief) | 0.00 | 35,455.63 | 35,455.63 | 35,455.63 | 35,455.63 | 0.00 | 19,139.84 | (19,139.84) |
| 508-9021 | GEER (Governor's Emergency Education Relief) | 0.00 | 0.00 | 0.00 | 0.00 | 0.00 | 0.00 | 0.00 | 0.00 |
| 510-9021 | CRF (Coronavirus Relief Fund) | 0.00 | 25,141.74 | 25,141.74 | 25,141.74 | 25,141.74 | 0.00 | 0.00 | 0.00 |
| 510-9121 | BroadBand Ohio Connectivity Grant | 0.00 | 0.00 | 0.00 | 0.00 | 0.00 | 0.00 | 10,000.00 | (10,000.00) |
| 516-9019 | IDEA FY-2019 | 0.00 | 0.00 | 0.00 | 0.00 | 0.00 | 0.00 | 0.00 | 0.00 |
| 516-9020 | IDEA FY-2020 | 0.00 | 0.00 | 4,872.98 | 0.00 | 4,872.98 | 0.00 | 0.00 | 0.00 |
| 516-9021 | IDEA FY-2021 | 0.00 | 12,388.95 | 16,997.37 | 13,973.45 | 30,970.82 | (13,973.45) | 20,000.00 | (33,973.45) |
| 572-9020 | TITLE I FY-2020 | 0.00 | 0.00 | 0.00 | 0.00 | 0.00 | 0.00 | 0.00 | 0.00 |
| 572-9021 | TITLE I FY-2021 | 0.00 | 7,034.16 | 7,034.16 | 9,772.90 | 16,807.06 | (9,772.90) | 7,446.81 | (17,219.71) |
| 587-9020 | ECSE FY-2020 | 0.00 | 0.00 | 0.00 | 0.00 | 0.00 | 0.00 | 0.00 | 0.00 |
| 587-9021 | ECSE FY-2021 | 0.00 | 0.00 | 0.00 | 0.00 | 0.00 | 0.00 | 1,475.63 | (1,475.63) |
| 590-9020 | TITLE II-A FY-2020 | 0.00 | 0.00 | 0.00 | 0.00 | 0.00 | 0.00 | 0.00 | 0.00 |
| 590-9021 | TITLE II-A FY-2021 | 0.00 | 2,631.57 | 3,947.36 | 2,621.46 | 6,568.82 | (2,621.46) | 0.00 | (2,621.46) |
| 599-9020 | TITLE IV-A Student Sprt & Acad Enrichment | 0.00 | 0.00 | 0.00 | 0.00 | 0.00 | 0.00 | 0.00 | 0.00 |
| 599-9021 | TITLE IV-A Student Sprt & Acad Enrichment | 0.00 | 0.00 | 0.00 | 0.00 | 0.00 | 0.00 | 10,257.95 | (10,257.95) |
| 599-9915 | REAP 7/1/2018-09/30/2019 | 0.00 | 0.00 | 0.00 | 0.00 | 0.00 | 0.00 | 0.00 | 0.00 |
| 599-9916 | REAP 7/1/2019-09/30/2020 | 0.00 | 0.00 | 0.00 | 0.00 | 0.00 | 0.00 | 0.00 | 0.00 |
| 599-9917 | REAP 7/1/2020-09/30/2021 | 0.00 | 0.00 | 0.00 | 0.00 | 0.00 | 0.00 | 0.00 | 0.00 |
| 599-9920 | EPA Clean Diesel Rebate Program CFDA 66.039 | 20,000.00 | 0.00 | 0.00 | 0.00 | 20,000.00 | 0.00 | 0.00 | 0.00 |
| Grand Total | | \$ 11,564,845.50 | \$ 581,489.01 | \$ 3,529,961.00 | \$ 684,173.92 | \$ 2,697,693.03 | \$ 12,397,113.47 | \$ 1,588,745.81 | \$ 10,808,367.66 |

Lucas Local School District Investment Report

| Invest # | Issue Date | Maturity Date | Description | Interest Rate | Invested Amount |
|---------------------------------------|------------|---------------|---|---------------|------------------------|
| 1079 | 6/6/2016 | 12/4/2020 | Comm Fin Svcs Bank CD 20364ABL8 | 1.350% | \$ 200,000.00 |
| 1073 | 3/2/2016 | 3/2/2021 | Goldman Sachs Bank 38148PBN6 | 1.800% | \$ 200,000.00 |
| 1080 | 6/1/2016 | 5/11/2021 | Capital One Bank CD 140420ZC7 | 1.600% | \$ 200,672.00 |
| 1081 | 6/15/2016 | 6/15/2021 | Celtic Bank CD 15118RLA3 | 1.500% | \$ 200,000.00 |
| 1106 | 1/15/2019 | 7/19/2021 | TIAA Federal Savings Bank CD 87270LBQ5 | 2.750% | \$ 200,000.00 |
| 1104 | 7/21/2017 | 7/26/2021 | Barclays Bank CD 06740KKQ9 | 2.050% | \$ 50,000.00 |
| 1204 | 8/1/2019 | 8/2/2021 | Three Rivers Federal CU 88563LAHO | 2.100% | \$ 235,000.00 |
| 1205 | 8/7/2019 | 8/9/2021 | Capital One NA 14042RMR9 | 2.100% | \$ 235,000.00 |
| 1206 | 8/8/2019 | 8/9/2021 | Morgan Stanley Pvt Bank 61760AS83 | 2.100% | \$ 235,000.00 |
| 1207 | 8/23/2019 | 8/23/2021 | CIT Bank NA 12556LAY2 | 1.900% | \$ 235,000.00 |
| 1102 | 9/15/2016 | 9/24/2021 | Comenity Capital Bank CD 20033ASE7 | 1.700% | \$ 200,000.00 |
| 1209 | 10/29/2019 | 11/8/2021 | Raymond James Bank 75472RAG6 | 1.700% | \$ 200,000.00 |
| 1110 | 3/21/2019 | 3/21/2022 | Ally Bank CD 02007GJD6 | 2.700% | \$ 235,000.00 |
| 1087 | 8/16/2014 | 8/23/2022 | Sallie Mae Bank/SAL 795450D36 | 2.335% | \$ 250,000.00 |
| 1090 | 8/31/2017 | 8/28/2022 | Bridgewater Bank Bloom MN 108622FX4 | 1.900% | \$ 250,000.00 |
| 1091 | 9/1/2017 | 9/1/2022 | Discover Bank CD 254673BE5 | 2.300% | \$ 250,000.00 |
| 1208 | 9/20/2019 | 9/20/2022 | BMW Bank North America 05580ASH8 | 1.850% | \$ 235,000.00 |
| 1093 | 10/13/2017 | 10/13/2022 | Synchrony Bank CD 87165ENW3 | 2.350% | \$ 50,000.00 |
| 1094 | 12/5/2017 | 12/5/2022 | American Express Centurion CD 02587D2Q0 | 2.500% | \$ 200,000.00 |
| 1095 | 12/15/2017 | 12/15/2022 | First NE Bank Nebraska CD 33583FAC6 | 2.250% | \$ 200,000.00 |
| 1096 | 1/10/2018 | 1/10/2023 | Wells Fargo CD 979763MM5 | 2.600% | \$ 50,000.00 |
| 1097 | 2/28/2018 | 2/28/2023 | Ohio Valley Bank CD 677721CS9 | 2.600% | \$ 25,000.00 |
| 1098 | 3/6/2018 | 3/6/2023 | State Bank of Indiana 856285JS1 | 3.000% | \$ 225,000.00 |
| Total Investments at Maturity: | | | | | \$ 4,360,672.00 |

LUCAS LOCAL SCHOOL DISTRICT
Monthly Summary of Revenues by Fund

| Fund | Description | FYTD Receivable | FYTD Actual Receipts | MTD Actual Receipts | FYTD Balance Receivable | FYTD Percent Receivable |
|--------------------|--|------------------------|------------------------|----------------------|-------------------------|-------------------------|
| 001 | GENERAL | \$ 7,182,532.00 | \$ 3,213,254.02 | \$ 419,678.77 | \$ 3,969,277.98 | 44.74 % |
| 003 | PERMANENT IMPROVEMENT | 575,000.00 | 71,068.04 | 0.00 | 503,931.96 | 12.36 |
| 006 | FOOD SERVICE | 204,405.00 | 20,472.07 | 13,619.13 | 183,932.93 | 10.02 |
| 007 | SPECIAL TRUST | 309.00 | 18.76 | 2.76 | 290.24 | 6.07 |
| 008 | ENDOWMENT | 3,880.00 | 27.23 | 4.02 | 3,852.77 | 0.70 |
| 018 | PUBLIC SCHOOL SUPPORT | 21,900.00 | 1,921.47 | 0.00 | 19,978.53 | 8.77 |
| 019 | OTHER GRANT | 40,000.00 | 14,013.87 | 0.00 | 25,986.13 | 35.03 |
| 020 | SPECIAL ENTERPRISE FUND | 0.00 | 0.00 | 0.00 | 0.00 | 0.00 |
| 200 | STUDENT MANAGED ACTIVITY | 52,425.00 | 1,933.60 | 992.28 | 50,491.40 | 3.69 |
| 300 | DISTRICT MANAGED ACTIVITY | 137,830.00 | 21,196.57 | 8,022.00 | 116,633.43 | 15.38 |
| 451 | DATA COMMUNICATION FUND | 5,400.00 | 2,700.00 | 2,700.00 | 2,700.00 | 50.00 |
| 467 | Student Wellness and Success Fund | 100,181.00 | 53,818.00 | 53,818.00 | 46,363.00 | 53.72 |
| 499 | MISCELLANEOUS STATE GRANT FUND | 0.00 | 36,088.13 | 0.00 | (36,088.13) | 0.00 |
| 507 | ELEMENTARY AND SECONDARY SCHOOL EMERGENCY RELIEF FUND | 54,603.61 | 35,455.63 | 35,455.63 | 19,147.98 | 64.93 |
| 508 | GOVERNOR'S EMERGENCY EDUCATION RELIEF FUND | 0.00 | 0.00 | 0.00 | 0.00 | 0.00 |
| 510 | CORONA VIRUS RELIEF FUND | 50,890.99 | 25,141.74 | 25,141.74 | 25,749.25 | 49.40 |
| 516 | IDEA PART B GRANTS | 132,322.22 | 21,870.35 | 12,388.95 | 110,451.87 | 16.53 |
| 572 | TITLE I DISADVANTAGED CHILDREN | 82,978.69 | 7,034.16 | 7,034.16 | 75,944.53 | 8.48 |
| 587 | IDEA PRESCHOOL-HANDICAPPED | 4,544.91 | 0.00 | 0.00 | 4,544.91 | 0.00 |
| 590 | IMPROVING TEACHER QUALITY | 18,040.74 | 3,947.36 | 2,631.57 | 14,093.38 | 21.88 |
| 599 | MISCELLANEOUS FED. GRANT FUND | 45,251.95 | 0.00 | 0.00 | 45,251.95 | 0.00 |
| Grand Total | | \$ 8,712,495.11 | \$ 3,529,961.00 | \$ 581,489.01 | \$ 5,182,534.11 | |

LUCAS LOCAL SCHOOL DISTRICT

Spending Plan Summary

| ODE Line Number | Monthly Estimate | Monthly Actual | Monthly Difference | FYTEstimate | FYTDActual | FYTDDifference |
|--|---------------------|---------------------|--------------------|---------------------|---------------------|---------------------|
| 01.010 General Property (Real Estate) | \$ 19,701.00 | \$ 0.00 | \$ (19,701.00) | \$ 751,651.00 | \$ 703,254.43 | \$ (48,396.57) |
| 01.020 Tangible Personal Property Tax | 14,583.00 | 0.00 | (14,583.00) | 750,624.00 | 1,137,085.78 | 386,461.78 |
| 01.030 Income Tax | 0.00 | 0.00 | 0.00 | 0.00 | 0.00 | 0.00 |
| 01.035 Unrestricted Grants-in-Aid | 217,496.00 | 221,157.84 | 3,661.84 | 842,045.00 | 896,384.04 | 54,339.04 |
| 01.040 Restricted Grants-in-Aid | 1,856.00 | 2,674.46 | 818.46 | 8,164.00 | 10,697.70 | 2,533.70 |
| 01.045 Restricted Federal Grants-in-Aid - SFSF | 0.00 | 0.00 | 0.00 | 0.00 | 0.00 | 0.00 |
| 01.050 Property Tax Allocation | 30,865.00 | 147,410.93 | 116,545.93 | 134,901.00 | 153,516.23 | 18,615.23 |
| 01.060 All Other Operating Revenue | 119,848.00 | 48,435.54 | (71,412.46) | 251,778.00 | 270,998.29 | 19,220.29 |
| 01.070 Total Revenue | 404,349.00 | 419,678.77 | 15,329.77 | 2,739,163.00 | 3,171,936.47 | 432,773.47 |
| 02.010 Proceeds from Sale of Notes | 0.00 | 0.00 | 0.00 | 0.00 | 0.00 | 0.00 |
| 02.020 State Emergency Loans & Advancements (Approved) | 0.00 | 0.00 | 0.00 | 0.00 | 0.00 | 0.00 |
| 02.040 Operating Transfers-In | 0.00 | 0.00 | 0.00 | 0.00 | 0.00 | 0.00 |
| 02.050 Advances-In | 0.00 | 0.00 | 0.00 | 0.00 | 36,088.13 | 36,088.13 |
| 02.060 All Other Financial Sources | 10,209.00 | 0.00 | (10,209.00) | 17,861.00 | 5,229.42 | (12,631.58) |
| 02.070 Total Other Financing Sources | 10,209.00 | 0.00 | (10,209.00) | 17,861.00 | 41,317.55 | 23,456.55 |
| 02.080 Total Revenues and Other Financing Sources | 414,558.00 | 419,678.77 | 5,120.77 | 2,757,024.00 | 3,213,254.02 | 456,230.02 |
| 03.010 Personal Services | 267,651.00 | 393,604.33 | 125,953.33 | 1,291,646.00 | 1,150,513.10 | (141,132.90) |
| 03.020 Employees' Retirement/Insurance Benefits | 105,049.00 | 107,826.60 | 2,777.60 | 373,599.00 | 393,942.88 | 20,343.88 |
| 03.030 Purchased Services | 142,321.00 | 89,278.62 | (53,042.38) | 497,437.00 | 333,194.65 | (164,242.35) |
| 03.040 Supplies and Materials | 27,275.00 | (27,725.32) | (55,000.32) | 116,195.00 | 98,995.36 | (17,199.64) |
| 03.050 Capital Outlay | 13,490.00 | 0.00 | (13,490.00) | 74,485.00 | 64,827.21 | (9,657.79) |
| 03.060 Intergovernmental | 0.00 | 0.00 | 0.00 | 0.00 | 0.00 | 0.00 |
| 04.010 Debt Service: All Principal (Historical) | 0.00 | 0.00 | 0.00 | 0.00 | 0.00 | 0.00 |
| 04.020 Debt Service: Principal-Notes | 0.00 | 0.00 | 0.00 | 0.00 | 0.00 | 0.00 |
| 04.030 Debt Service: Principal - State Loans | 0.00 | 0.00 | 0.00 | 0.00 | 0.00 | 0.00 |
| 04.040 Debt Service: Principal - State Advancements | 0.00 | 0.00 | 0.00 | 0.00 | 0.00 | 0.00 |
| 04.050 Debt Service: Principal - HB 264 Loans | 0.00 | 0.00 | 0.00 | 0.00 | 0.00 | 0.00 |
| 04.055 Debt Service: Principal - Other | 0.00 | 0.00 | 0.00 | 0.00 | 0.00 | 0.00 |
| 04.060 Debt Service: Interest and Fiscal Charges | 0.00 | 0.00 | 0.00 | 0.00 | 0.00 | 0.00 |
| 04.300 Other Objects | 5,604.00 | 1,452.04 | (4,151.96) | 32,210.00 | 34,794.93 | 2,584.93 |
| 04.500 Total Expenditures | 561,390.00 | 564,436.27 | 3,046.27 | 2,385,572.00 | 2,076,268.13 | (309,303.87) |
| 05.010 Operational Transfers - Out | 0.00 | 73.28 | 73.28 | 45,454.00 | 71,141.32 | 25,687.32 |
| 05.020 Advances - Out | 0.00 | 0.00 | 0.00 | 0.00 | 0.00 | 0.00 |
| 05.030 All Other Financing Uses | 0.00 | 0.00 | 0.00 | 0.00 | 0.00 | 0.00 |
| 05.040 Total Other Financing Uses | 0.00 | 73.28 | 73.28 | 45,454.00 | 71,141.32 | 25,687.32 |
| 05.050 Total Expenditure and Other Financing Uses | 561,390.00 | 564,509.55 | 3,119.55 | 2,431,026.00 | 2,147,409.45 | (283,616.55) |
| 06.010 Excess Rev & Oth Financing Sources over(under) Exp & Oth F | (146,832.00) | (144,830.78) | 2,001.22 | 325,998.00 | 1,065,844.57 | 739,846.57 |
| 07.010 Cash Balance-July1 -Excluding Proposed Renew/Replace & New | 0.00 | 11,119,688.53 | 11,119,688.53 | 0.00 | 9,909,013.18 | 9,909,013.18 |
| 07.020 Cash Balance June 30 | (146,832.00) | 10,974,857.75 | 11,121,689.75 | 325,998.00 | 10,974,857.75 | 10,648,859.75 |
| 08.010 Estimated Encumbrances June 30 | 0.00 | 1,155,652.51 | 1,155,652.51 | 0.00 | 1,155,652.51 | 1,155,652.51 |