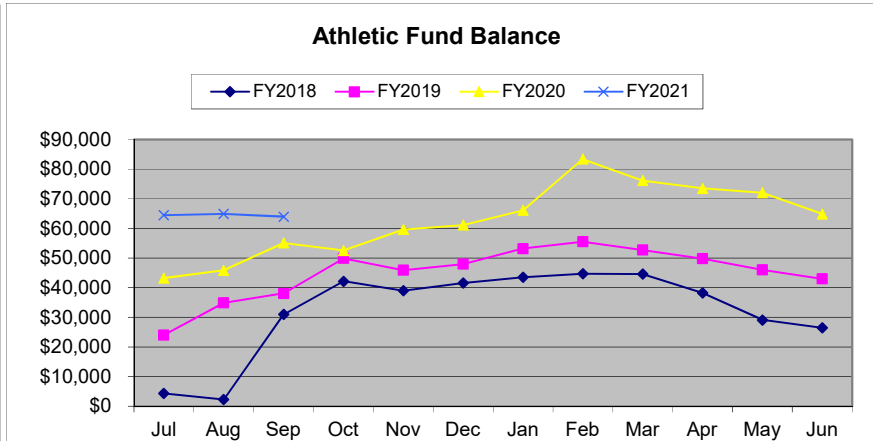
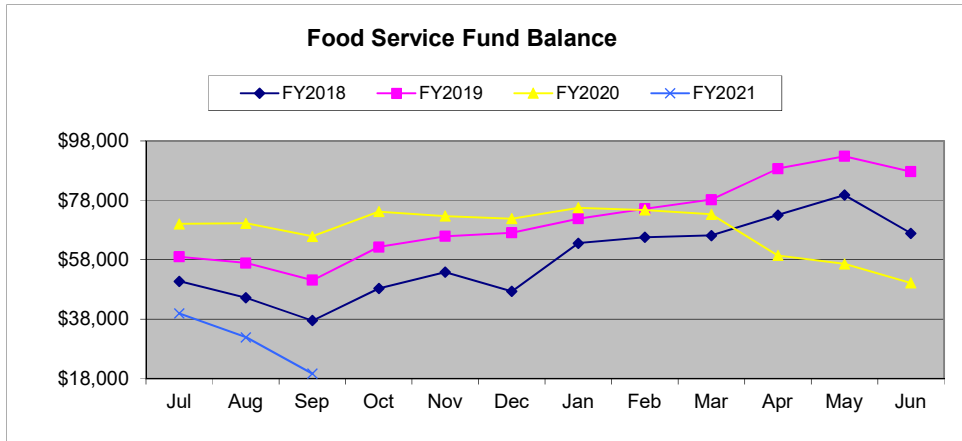


## Lucas Local Schools

### Monthly Finance Report

For the period ending: September 30, 2020



**Permanent Improvement Fund Balance: \$ 1,090,189.64**

**Expenditures Current Month:**

|  |              |
|--|--------------|
| VEC Inc (side monitors in Café (alt #1)) | \$ 10,810.38 |
| Garmann/Miller Master Planning           | \$ 700.00    |

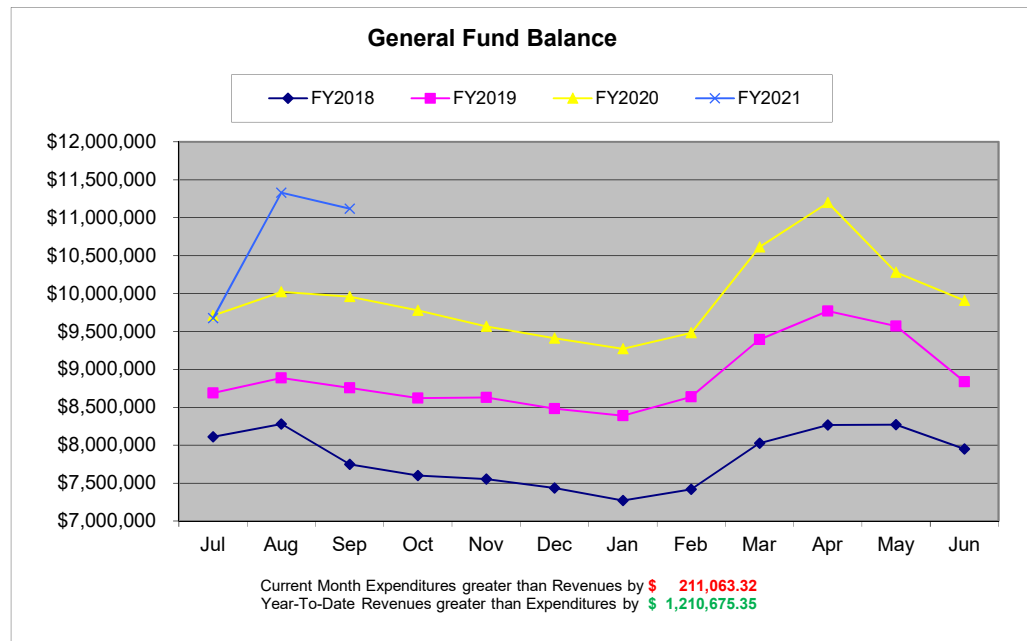
**Total \$ 11,510.38**

**Open Purchase Orders:**

|   |              |
|---|--------------|
| 5200557 - Garmann/Miller Football Field Project   | \$ 1,400.00  |
| 5200571 - Garmann/Miller Storage Building Project | \$ 9,000.00  |
| 5200618 - Agricultural Design (Football Field)    | \$ 10,000.00 |
| 5210235 - Garmann/Miller Master Planning          | \$ 28,260.00 |

**Total \$ 48,660.00**

**Amount Available for Projects: \$ 1,041,529.64**



**General Fund Information:**

|   |              |                            |
|---|--------------|----------------------------|
| Last Year ending cash balance June 30, 2020:  | \$ 9,946,013 | Actual (updated 6/30/2020) |
| Forecasted Ending cash balance June 30, 2021: | \$ 9,781,857 | updated 05/05/2020         |
| Forecasted Ending cash balance June 30, 2022: | \$10,482,402 | updated 05/05/2020         |
| Forecasted Ending cash balance June 30, 2023: | \$10,571,784 | updated 05/05/2020         |
| Forecasted Ending cash balance June 30, 2024: | \$10,326,591 | updated 05/05/2020         |
| Forecasted Ending cash balance June 30, 2025: | \$ 9,693,337 | updated 05/05/2020         |

Gross Depository Balances:

|                          |                |
|--------------------------|----------------|
| Richland Bank General    | \$148,034.00   |
| Richland Bank Sweep      | \$147,331.53   |
| Richland Bank Payment    | \$1,000.00     |
| Richland Bank MM Savings | \$252,099.76   |
| Star Ohio                | \$7,450,352.15 |
| Richland Bank Athletic   | \$408.50       |

Total Depository Balances (Gross) \$7,999,225.94

Adjustments to Bank Balance:

|                         |               |
|-------------------------|---------------|
| Cash in Transit to Bank | \$0.00        |
| Outstanding Checks      | (\$70,343.73) |
| Adjustments:            |               |
| Athletic Checking       | (\$408.50)    |

Total Adjustments to Bank Balance (\$70,752.23)

Investments:

|  |                |
|--|----------------|
| Treasury Bonds and Notes               | \$0.00         |
| Certificate of Deposits                | \$0.00         |
| Other Securities                       | \$0.00         |
| Other Investments:                     |                |
| Richland Bank Investments (Cost Basis) | \$4,569,474.67 |

Total Investments \$4,569,474.67

Cash on Hand:

|                                    |            |
|------------------------------------|------------|
| Petty Cash:                        |            |
| Board Office Petty Cash            | \$50.00    |
| Change Funds - Buildings/Cafeteria | \$300.00   |
| Change Funds - Athletic            | \$1,500.00 |
| Change Cash:                       |            |
| Cash with Fiscal Agent             | \$0.00     |

Total Cash on Hand \$1,850.00

Total Balances \$12,499,798.38

Total Fund Balance \$12,499,798.38

Depository Clearance Accounts:

Total Clearance Account Balances \$0.00

Treasurer

Start Date: 09/01/20

End Date: 09/30/20

## LUCAS LOCAL SCHOOL DISTRICT

### Monthly Check Register

| Check Number | Type             | Date      | Name                           | Vendor # | Status      | Reconcile Date | Void Date | Amount        |
|--------------|------------------|-----------|--------------------------------|----------|-------------|----------------|-----------|---------------|
| 0            | PAYROLL          | 9/4/2020  | LUCAS LOCAL SCHOOL DISTRICT    |          | RECONCILED  | 9/4/2020       |           | \$ 133,089.06 |
| 0            | PAYROLL          | 9/4/2020  | LUCAS LOCAL SCHOOL DISTRICT    |          | RECONCILED  | 9/4/2020       |           | 2,845.00      |
| 0            | PAYROLL          | 9/18/2020 | LUCAS LOCAL SCHOOL DISTRICT    |          | RECONCILED  | 9/18/2020      |           | 136,586.30    |
| 0            | ACCOUNTS_PAYABLE | 9/30/2020 | CENTURYLINK                    | 131227   | RECONCILED  | 9/30/2020      |           | 56.65         |
| 0            | ACCOUNTS_PAYABLE | 9/30/2020 | DIRECT ENERGY BUSINESS         | 931258   | RECONCILED  | 9/30/2020      |           | 42.35         |
| 0            | ACCOUNTS_PAYABLE | 9/30/2020 | FIRELANDS ELECTRIC COOP        | 988500   | RECONCILED  | 9/30/2020      |           | 254.44        |
| 0            | ACCOUNTS_PAYABLE | 9/30/2020 | HILLYARD OHIO                  | 232220   | RECONCILED  | 9/30/2020      |           | 457.41        |
| 0            | ACCOUNTS_PAYABLE | 9/30/2020 | LOWE'S CREDIT SERVICES         | 165615   | RECONCILED  | 9/30/2020      |           | 4,936.19      |
| 0            | ACCOUNTS_PAYABLE | 9/30/2020 | OHIO.NET INTERNET PROVIDERS    | 931559   | RECONCILED  | 9/30/2020      |           | 229.15        |
| 0            | ACCOUNTS_PAYABLE | 9/30/2020 | OHIO DEPARTMENT OF JOB AND     | 207475   | RECONCILED  | 9/30/2020      |           | 42.26         |
| 0            | ACCOUNTS_PAYABLE | 9/30/2020 | RICHLAND BANK                  | 900300   | RECONCILED  | 9/30/2020      |           | 5,226.29      |
| 0            | ACCOUNTS_PAYABLE | 9/30/2020 | SCHOOL EMPLOYEES RETIREMENT    | 902003   | RECONCILED  | 9/30/2020      |           | 14,632.32     |
| 0            | ACCOUNTS_PAYABLE | 9/30/2020 | SPECTRUM COMMUNICATIONS        | 902009   | RECONCILED  | 9/30/2020      |           | 272.15        |
| 0            | ACCOUNTS_PAYABLE | 9/30/2020 | STATE TEACHERS RETIREMENT SYST | 902002   | RECONCILED  | 9/30/2020      |           | 33,218.46     |
| 20989        | ACCOUNTS_PAYABLE | 9/4/2020  | 4IMPRINT INC                   | 397037   | RECONCILED  | 9/8/2020       |           | 1,173.60      |
| 20990        | ACCOUNTS_PAYABLE | 9/4/2020  | ADVANCED KEY & LOCK SHOP       | 3650     | RECONCILED  | 9/11/2020      |           | 144.00        |
| 20991        | ACCOUNTS_PAYABLE | 9/4/2020  | ASHLAND COUNTY BOARD           | 8365     | RECONCILED  | 9/11/2020      |           | 15,010.62     |
| 20992        | ACCOUNTS_PAYABLE | 9/4/2020  | BASH DESIGNS                   | 131754   | RECONCILED  | 9/17/2020      |           | 839.00        |
| 20993        | ACCOUNTS_PAYABLE | 9/4/2020  | CARDINAL BUS SALES             | 396769   | RECONCILED  | 9/9/2020       |           | 904.05        |
| 20994        | ACCOUNTS_PAYABLE | 9/4/2020  | CHARLES RITTER COMPANY         | 131287   | RECONCILED  | 9/8/2020       |           | 1,558.25      |
| 20995        | ACCOUNTS_PAYABLE | 9/4/2020  | CROUSE, KELLEY                 | 315500   | OUTSTANDING |                |           | 76.32         |
| 20996        | ACCOUNTS_PAYABLE | 9/4/2020  | DELL MARKETING L.P.            | 66093    | RECONCILED  | 9/14/2020      |           | 7,677.10      |
| 20997        | ACCOUNTS_PAYABLE | 9/4/2020  | G & L SUPPLY CO                | 96450    | RECONCILED  | 9/9/2020       |           | 65.98         |
| 20998        | ACCOUNTS_PAYABLE | 9/4/2020  | GUINThER, KELLEY               | 131419   | RECONCILED  | 9/10/2020      |           | 200.00        |
| 20999        | ACCOUNTS_PAYABLE | 9/4/2020  | HIGH SCHOOL AD NETWORK LLC     | 131406   | RECONCILED  | 9/11/2020      |           | 32.00         |
| 21000        | ACCOUNTS_PAYABLE | 9/4/2020  | INTERSTATE BATTERY N.C.O       | 132195   | RECONCILED  | 9/8/2020       |           | 440.90        |
| 21001        | ACCOUNTS_PAYABLE | 9/4/2020  | K-LOG INC                      | 397265   | OUTSTANDING |                |           | 5,118.00      |
| 21002        | ACCOUNTS_PAYABLE | 9/4/2020  | The Ohio State University      | 396347   | OUTSTANDING |                |           | 678.00        |
| 21003        | ACCOUNTS_PAYABLE | 9/4/2020  | Kenworth of Columbus           | 131151   | RECONCILED  | 9/16/2020      |           | 104.76        |
| 21004        | ACCOUNTS_PAYABLE | 9/4/2020  | LEXINGTON AUTO PARTS           | 397311   | RECONCILED  | 9/9/2020       |           | 347.97        |
| 21005        | ACCOUNTS_PAYABLE | 9/4/2020  | McGRAW-HILL SCHOOL EDUCATION   | 396662   | RECONCILED  | 9/11/2020      |           | 16,970.59     |
| 21006        | ACCOUNTS_PAYABLE | 9/4/2020  | MICA MCKENNA                   | 131757   | RECONCILED  | 9/15/2020      |           | 156.15        |
| 21007        | ACCOUNTS_PAYABLE | 9/4/2020  | MID OHIO EDUCATIONAL SERV CTR  | 227880   | RECONCILED  | 9/8/2020       |           | 596.80        |
| 21008        | ACCOUNTS_PAYABLE | 9/4/2020  | PRO-TURF, INC.                 | 217965   | RECONCILED  | 9/9/2020       |           | 1,358.80      |
| 21009        | ACCOUNTS_PAYABLE | 9/4/2020  | READING RECOVERY COUNCIL OF    | 222140   | OUTSTANDING |                |           | 75.00         |
| 21010        | ACCOUNTS_PAYABLE | 9/4/2020  | RESILITE SPORTS PRODUCTS INC   | 131294   | RECONCILED  | 9/15/2020      |           | 1,469.00      |
| 21011        | ACCOUNTS_PAYABLE | 9/4/2020  | School Health Corporation      | 396875   | RECONCILED  | 9/8/2020       |           | 120.46        |
| 21012        | ACCOUNTS_PAYABLE | 9/4/2020  | SCHOOL PRIDE                   | 396898   | RECONCILED  | 9/10/2020      |           | 60.00         |
| 21013        | ACCOUNTS_PAYABLE | 9/4/2020  | SCHOOL SPECIALTY               | 238220   | RECONCILED  | 9/8/2020       |           | 1,479.07      |

Start Date: 09/01/20

End Date: 09/30/20

## LUCAS LOCAL SCHOOL DISTRICT

### Monthly Check Register

| Check Number | Type             | Date      | Name                          | Vendor # | Status      | Reconcile Date | Void Date | Amount      |
|--------------|------------------|-----------|-------------------------------|----------|-------------|----------------|-----------|-------------|
| 21014        | ACCOUNTS_PAYABLE | 9/4/2020  | SHARE CORPORATION             | 131593   | RECONCILED  | 9/11/2020      |           | \$ 1,459.00 |
| 21015        | ACCOUNTS_PAYABLE | 9/4/2020  | TOWN MONEY SAVER INC          | 131616   | RECONCILED  | 9/9/2020       |           | 2,738.34    |
| 21016        | ACCOUNTS_PAYABLE | 9/4/2020  | UNITED ART & EDUCATION        | 273365   | RECONCILED  | 9/10/2020      |           | 2,259.75    |
| 21017        | ACCOUNTS_PAYABLE | 9/4/2020  | US Bank One Card              | 131127   | RECONCILED  | 9/15/2020      |           | 7,775.30    |
| 21018        | ACCOUNTS_PAYABLE | 9/4/2020  | VEC INC                       | 274350   | RECONCILED  | 9/9/2020       |           | 10,810.38   |
| 21019        | ACCOUNTS_PAYABLE | 9/4/2020  | VILLAGE OF LUCAS              | 276380   | RECONCILED  | 9/9/2020       |           | 8,988.73    |
| 21020        | ACCOUNTS_PAYABLE | 9/15/2020 | AGLAND CO-OP INC.             | 396983   | RECONCILED  | 9/21/2020      |           | 3,772.90    |
| 21021        | ACCOUNTS_PAYABLE | 9/15/2020 | ALFRED NICKLES BAKERY         | 204500   | RECONCILED  | 9/21/2020      |           | 36.72       |
| 21022        | ACCOUNTS_PAYABLE | 9/15/2020 | B A S A                       | 11040    | RECONCILED  | 9/23/2020      |           | 250.00      |
| 21023        | ACCOUNTS_PAYABLE | 9/15/2020 | CINTAS CORPORATION #003       | 131183   | RECONCILED  | 9/23/2020      |           | 36.45       |
| 21024        | ACCOUNTS_PAYABLE | 9/15/2020 | COLONEL CRAWFORD H S          | 55300    | RECONCILED  | 9/21/2020      |           | 130.00      |
| 21025        | ACCOUNTS_PAYABLE | 9/15/2020 | COLUMBIA GAS                  | 55990    | RECONCILED  | 9/28/2020      |           | 522.39      |
| 21026        | ACCOUNTS_PAYABLE | 9/15/2020 | GALION COMMUNITY HOSP         | 131443   | RECONCILED  | 9/28/2020      |           | 165.00      |
| 21027        | ACCOUNTS_PAYABLE | 9/15/2020 | GARMANN-MILLER & ASSOC.       | 131538   | RECONCILED  | 9/22/2020      |           | 700.00      |
| 21028        | ACCOUNTS_PAYABLE | 9/15/2020 | GORDON FOOD SERVICE           | 105225   | RECONCILED  | 9/28/2020      |           | 4,283.61    |
| 21029        | ACCOUNTS_PAYABLE | 9/15/2020 | GRAINGER INC                  | 105375   | RECONCILED  | 9/23/2020      |           | 1,013.62    |
| 21030        | ACCOUNTS_PAYABLE | 9/15/2020 | HARCOURT OUTLINES, INC        | 396715   | RECONCILED  | 9/22/2020      |           | 4,512.54    |
| 21031        | ACCOUNTS_PAYABLE | 9/15/2020 | IRWIN, CRAIG                  | 131518   | RECONCILED  | 9/18/2020      |           | 172.47      |
| 21032        | ACCOUNTS_PAYABLE | 9/15/2020 | JEFFERSON COUNTY ESC          | 131758   | RECONCILED  | 9/23/2020      |           | 10,000.00   |
| 21033        | ACCOUNTS_PAYABLE | 9/15/2020 | KIMBALL MIDWEST               | 397105   | RECONCILED  | 9/24/2020      |           | 301.07      |
| 21034        | ACCOUNTS_PAYABLE | 9/15/2020 | LEXINGTON AUTO PARTS          | 397311   | OUTSTANDING |                |           | 1,108.81    |
| 21035        | ACCOUNTS_PAYABLE | 9/15/2020 | M T BUSINESS TECHNOLOGIES     | 178795   | RECONCILED  | 9/22/2020      |           | 112.85      |
| 21036        | ACCOUNTS_PAYABLE | 9/15/2020 | McGRAW-HILL SCHOOL EDUCATION  | 396662   | RECONCILED  | 9/22/2020      |           | 7,099.66    |
| 21037        | ACCOUNTS_PAYABLE | 9/15/2020 | MEDCO SUPPLY CO               | 131753   | RECONCILED  | 9/23/2020      |           | 2,721.20    |
| 21038        | ACCOUNTS_PAYABLE | 9/15/2020 | Mid-Buckeye Conference        | 131107   | RECONCILED  | 9/21/2020      |           | 1,000.00    |
| 21039        | ACCOUNTS_PAYABLE | 9/15/2020 | ONTARIO ATHLETIC DEPARTMENT   | 396619   | RECONCILED  | 9/21/2020      |           | 695.00      |
| 21040        | ACCOUNTS_PAYABLE | 9/15/2020 | PALOS SPORTS                  | 397174   | RECONCILED  | 9/29/2020      |           | 400.30      |
| 21041        | ACCOUNTS_PAYABLE | 9/15/2020 | PETERS, KALIAL & MARKAKIS     | 183088   | RECONCILED  | 9/21/2020      |           | 2,846.50    |
| 21042        | ACCOUNTS_PAYABLE | 9/15/2020 | PLYMOUTH H S                  | 214980   | RECONCILED  | 9/23/2020      |           | 100.00      |
| 21043        | ACCOUNTS_PAYABLE | 9/15/2020 | PORTA PHONE CO                | 215670   | RECONCILED  | 9/28/2020      |           | 951.41      |
| 21044        | ACCOUNTS_PAYABLE | 9/15/2020 | POWELL SUPPLY                 | 216600   | RECONCILED  | 9/21/2020      |           | 247.40      |
| 21045        | ACCOUNTS_PAYABLE | 9/15/2020 | QUILL CORPORATION             | 218550   | RECONCILED  | 9/22/2020      |           | 66.06       |
| 21046        | ACCOUNTS_PAYABLE | 9/15/2020 | RIDDELL ALL AMERICAN          | 3725     | RECONCILED  | 9/22/2020      |           | 187.00      |
| 21047        | ACCOUNTS_PAYABLE | 9/15/2020 | RIGHTWAY FOOD SERVICE         | 397070   | RECONCILED  | 9/22/2020      |           | 395.37      |
| 21048        | ACCOUNTS_PAYABLE | 9/15/2020 | WILLIAM H SADLIER INC         | 234045   | RECONCILED  | 9/24/2020      |           | 745.42      |
| 21049        | ACCOUNTS_PAYABLE | 9/15/2020 | SAUDER CONCRETE SOLUTIONS LTD | 131604   | RECONCILED  | 9/22/2020      |           | 5,500.00    |
| 21050        | ACCOUNTS_PAYABLE | 9/15/2020 | SAVVAS LEARNING CO LLC        | 131749   | OUTSTANDING |                |           | 356.00      |
| 21051        | ACCOUNTS_PAYABLE | 9/15/2020 | School Health Corporation     | 396875   | RECONCILED  | 9/21/2020      |           | 736.15      |
| 21052        | ACCOUNTS_PAYABLE | 9/15/2020 | SCHOOL SPECIALTY              | 238220   | RECONCILED  | 9/22/2020      |           | 1,883.69    |

Start Date: 09/01/20

End Date: 09/30/20

## LUCAS LOCAL SCHOOL DISTRICT

### Monthly Check Register

| Check Number | Type             | Date      | Name                          | Vendor # | Status      | Reconcile Date | Void Date | Amount    |
|--------------|------------------|-----------|-------------------------------|----------|-------------|----------------|-----------|-----------|
| 21053        | ACCOUNTS_PAYABLE | 9/15/2020 | SMITHFOODS INC                | 252305   | RECONCILED  | 9/23/2020      |           | \$ 416.92 |
| 21054        | ACCOUNTS_PAYABLE | 9/15/2020 | TEAM SPORTS INC               | 131372   | RECONCILED  | 9/24/2020      |           | 2,693.50  |
| 21055        | ACCOUNTS_PAYABLE | 9/15/2020 | ULINE                         | 131367   | RECONCILED  | 9/22/2020      |           | 65.00     |
| 21056        | ACCOUNTS_PAYABLE | 9/15/2020 | US SPECIALTY COATINGS INC     | 131755   | RECONCILED  | 9/22/2020      |           | 814.35    |
| 21057        | ACCOUNTS_PAYABLE | 9/15/2020 | VECTOR SECURITY               | 101110   | RECONCILED  | 9/18/2020      |           | 530.00    |
| 21058        | REFUND           | 9/25/2020 | AMANDA BEAM                   | 131766   | OUTSTANDING |                |           | 19.30     |
| 21059        | REFUND           | 9/25/2020 | BARBARA ENDSLEY               | 361900   | RECONCILED  | 9/29/2020      |           | 56.20     |
| 21060        | REFUND           | 9/25/2020 | FOSS, RICK or SUSAN           | 396455   | RECONCILED  | 9/30/2020      |           | 7.20      |
| 21061        | REFUND           | 9/25/2020 | SHAWNA AMERT                  | 131764   | OUTSTANDING |                |           | 127.50    |
| 21062        | REFUND           | 9/25/2020 | TARIN GATES                   | 131765   | VOID        |                | 9/29/2020 | 2.35      |
| 21063        | ACCOUNTS_PAYABLE | 9/24/2020 | 3RD GEN PLUMBING LLC          | 131767   | OUTSTANDING |                |           | 2,860.00  |
| 21064        | ACCOUNTS_PAYABLE | 9/24/2020 | AVIDXCHANGE                   | 131611   | OUTSTANDING |                |           | 960.00    |
| 21065        | ACCOUNTS_PAYABLE | 9/24/2020 | BENDER COMMUNICATIONS, INC.   | 22400    | OUTSTANDING |                |           | 9,212.50  |
| 21066        | ACCOUNTS_PAYABLE | 9/24/2020 | BUCYRUS H S                   | 38130    | OUTSTANDING |                |           | 200.00    |
| 21067        | ACCOUNTS_PAYABLE | 9/24/2020 | EASY GRAPHICS CORP            | 131445   | RECONCILED  | 9/30/2020      |           | 2,742.00  |
| 21068        | ACCOUNTS_PAYABLE | 9/24/2020 | EJ THERAPY INC                | 396559   | RECONCILED  | 9/30/2020      |           | 2,159.50  |
| 21069        | ACCOUNTS_PAYABLE | 9/24/2020 | FINLEY, KELSEY                | 131535   | RECONCILED  | 9/29/2020      |           | 446.00    |
| 21070        | ACCOUNTS_PAYABLE | 9/24/2020 | G & L SUPPLY CO               | 96450    | RECONCILED  | 9/29/2020      |           | 1,611.70  |
| 21071        | ACCOUNTS_PAYABLE | 9/24/2020 | iPRINT SERVICES LLC           | 131553   | RECONCILED  | 9/29/2020      |           | 575.00    |
| 21072        | ACCOUNTS_PAYABLE | 9/24/2020 | JOSTEN'S INC                  | 141560   | RECONCILED  | 9/28/2020      |           | 2,537.08  |
| 21073        | ACCOUNTS_PAYABLE | 9/24/2020 | LUCAS FOOD SERVICE            | 396189   | RECONCILED  | 9/25/2020      |           | 320.15    |
| 21074        | ACCOUNTS_PAYABLE | 9/24/2020 | MANSFIELD CITY SCHOOLS        | 396166   | OUTSTANDING |                |           | 584.00    |
| 21075        | ACCOUNTS_PAYABLE | 9/24/2020 | NEWS JOURNAL                  | 397002   | OUTSTANDING |                |           | 220.65    |
| 21076        | ACCOUNTS_PAYABLE | 9/24/2020 | MID OHIO EDUCATIONAL SERV CTR | 227880   | RECONCILED  | 9/29/2020      |           | 46.00     |
| 21077        | ACCOUNTS_PAYABLE | 9/24/2020 | NEFF COMPANY                  | 203350   | RECONCILED  | 9/29/2020      |           | 205.95    |
| 21078        | ACCOUNTS_PAYABLE | 9/24/2020 | RENAISSANCE LEARNING INC      | 3685     | RECONCILED  | 9/29/2020      |           | 3,174.00  |
| 21079        | ACCOUNTS_PAYABLE | 9/24/2020 | SGAMBELLONE, NANCY            | 370980   | OUTSTANDING |                |           | 105.23    |
| 21080        | ACCOUNTS_PAYABLE | 9/24/2020 | SKELTONS INC                  | 251140   | OUTSTANDING |                |           | 2,682.00  |
| 21081        | ACCOUNTS_PAYABLE | 9/24/2020 | SPYDER SIGNS AND GRAPHICS     | 131610   | OUTSTANDING |                |           | 103.00    |
| 21082        | ACCOUNTS_PAYABLE | 9/24/2020 | STARK COUNTY COG              | 397268   | OUTSTANDING |                |           | 43,155.32 |
| 21083        | ACCOUNTS_PAYABLE | 9/24/2020 | LAURA SWANK                   | 131733   | RECONCILED  | 9/29/2020      |           | 137.18    |
| 21084        | ACCOUNTS_PAYABLE | 9/24/2020 | TEAM SPORTS INC               | 131372   | OUTSTANDING |                |           | 2,210.00  |
| 21085        | ACCOUNTS_PAYABLE | 9/24/2020 | TILTON, JACQUIE               | 131216   | RECONCILED  | 9/29/2020      |           | 200.00    |
| 21086        | ACCOUNTS_PAYABLE | 9/24/2020 | TIME FOR KIDS                 | 396363   | OUTSTANDING |                |           | 422.75    |
| 21087        | ACCOUNTS_PAYABLE | 9/24/2020 | TRUCK SALES & SERVICE, INC.   | 116090   | RECONCILED  | 9/29/2020      |           | 28.36     |
| 21088        | ACCOUNTS_PAYABLE | 9/24/2020 | WILCOX SALES & SERVICE        | 290000   | RECONCILED  | 9/29/2020      |           | 144.81    |
| 21089        | REFUND           | 9/30/2020 | KAREN GATES                   | 131765   | OUTSTANDING |                |           | 2.35      |

**Grand Total** **\$ 557,403.39**

## LUCAS LOCAL SCHOOL DISTRICT

## Cash Summary Report

| FUND/SCC | Description                                   | Initial Cash    | MTD Received  | FYTD Received   | MTD Expended  | FYTD Expended   | Fund Balance     | Encumbrance     | Unencumbered Balance |
|----------|---|-----------------|---------------|-----------------|---------------|-----------------|------------------|-----------------|----------------------|
| 001-0000 | GENERAL FUND                                  | \$ 9,899,383.34 | \$ 331,015.86 | \$ 2,781,163.27 | \$ 540,935.22 | \$ 1,575,240.00 | \$ 11,105,306.61 | \$ 1,093,784.75 | \$ 10,011,521.86     |
| 001-9003 | ECONOMIC DISADVANTAGED                        | 0.00            | 1,598.04      | 4,793.99        | 0.00          | 0.00            | 4,793.99         | 0.00            | 4,793.99             |
| 001-9300 | CASINO REVENUES SET ASIDE                     | 9,629.84        | 0.00          | 7,617.99        | 2,742.00      | 7,659.90        | 9,587.93         | 2,300.00        | 7,287.93             |
| 003-9096 | PERMANENT IMPROVEMENT                         | 1,257,592.35    | 0.00          | 71,068.04       | 11,510.38     | 238,470.75      | 1,090,189.64     | 48,660.00       | 1,041,529.64         |
| 006-0000 | FOOD SERVICES FUND                            | 50,219.61       | 4,814.87      | 6,852.94        | 17,032.38     | 37,374.53       | 19,698.02        | 151,546.77      | (131,848.75)         |
| 007-9001 | SPECIAL TRUST - ELEM<br>FACULTY               | 792.93          | 0.13          | 0.54            | 0.00          | 0.00            | 793.47           | 0.00            | 793.47               |
| 007-9003 | SPECIAL TRUST - M.S. & H.S.<br>FACULTY        | 156.79          | 0.03          | 0.11            | 0.00          | 0.00            | 156.90           | 0.00            | 156.90               |
| 007-9004 | Cathy Gilbert Memorial                        | 1,881.55        | 0.31          | 1.26            | 0.00          | 0.00            | 1,882.81         | 0.00            | 1,882.81             |
| 007-9011 | MICHAEL C. FANELLO<br>MEMORIAL SCHOLARSHIP    | 20,857.01       | 3.48          | 14.09           | 0.00          | 0.00            | 20,871.10        | 1,500.00        | 19,371.10            |
| 008-9095 | ENDOWMENT FUND                                | 10,273.40       | 1.71          | 6.93            | 0.00          | 0.00            | 10,280.33        | 500.00          | 9,780.33             |
| 008-9096 | Scholarship fund Shelby Cooper                | 0.00            | 0.00          | 0.00            | 0.00          | 0.00            | 0.00             | 1,500.00        | (1,500.00)           |
| 008-9099 | ENDOWMENT-CHRISTINE WYKA<br>SCHOLARSHIP       | 22,853.14       | 3.81          | 15.43           | 0.00          | 0.00            | 22,868.57        | 500.00          | 22,368.57            |
| 008-9100 | LSSF SCHOLARSHIP FUND                         | 2,501.15        | 0.21          | 0.85            | 0.00          | 1,250.00        | 1,252.00         | 1,250.00        | 2.00                 |
| 018-9001 | PUBLIC SCHOOL SUPPORT<br>FUND - ELEMENTARY    | 8,588.94        | 5.58          | 505.58          | 97.33         | 97.33           | 8,997.19         | 752.67          | 8,244.52             |
| 018-9002 | PUBLIC SCHOOL SUPPORT<br>FUND - MIDDLE SCHOOL | 1,884.50        | 0.00          | 0.00            | 0.00          | 0.00            | 1,884.50         | 440.00          | 1,444.50             |
| 018-9003 | PUBLIC SCHOOL SUPPORT<br>FUND - HIGH SCHOOL   | 1,451.87        | 1,050.00      | 1,415.89        | 103.00        | 103.00          | 2,764.76         | 1,200.00        | 1,564.76             |
| 018-9004 | SUPT/TREAS FLOWER/FUNDRSR                     | 64.83           | 0.00          | 0.00            | 0.00          | 0.00            | 64.83            | 150.00          | (85.17)              |
| 019-9105 | PARK NATIONAL BANK<br>TEACHER GRANT M. WARNER | 250.00          | 0.00          | 0.00            | 0.00          | 0.00            | 250.00           | 0.00            | 250.00               |
| 019-9106 | PARK NATIONAL BANK<br>TEACHER GRANT C. IRWIN  | 0.00            | 0.00          | 0.00            | 0.00          | 0.00            | 0.00             | 0.00            | 0.00                 |
| 019-9501 | Academic Booster's Mini Grant                 | 1,057.74        | 0.00          | 0.00            | 0.00          | 0.00            | 1,057.74         | 0.00            | 1,057.74             |
| 019-9700 | LUCAS LOCAL SCHOOL<br>SUSTAINING FUND         | 7,763.89        | 2,686.33      | 14,013.87       | 5,981.54      | 11,263.49       | 10,514.27        | 3,062.30        | 7,451.97             |
| 020-0000 | FARM  | 2,248.16        | 0.00          | 0.00            | 0.00          | 0.00            | 2,248.16         | 0.00            | 2,248.16             |
| 200-9001 | DRAMA CLUB-ELEMENTARY                         | 86.56           | 0.00          | 0.00            | 0.00          | 0.00            | 86.56            | 0.00            | 86.56                |
| 200-9002 | DRAMA CLUB-MIDDLE SCHOOL                      | 665.08          | 0.00          | 0.00            | 0.00          | 0.00            | 665.08           | 0.00            | 665.08               |
| 200-9014 | CLASS OF 2014                                 | 0.00            | 0.00          | 0.00            | 0.00          | 0.00            | 0.00             | 0.00            | 0.00                 |
| 200-9015 | CLASS OF 2015                                 | 1,070.40        | 0.00          | 0.00            | 0.00          | 0.00            | 1,070.40         | 1,070.40        | 0.00                 |
| 200-9016 | CLASS OF 2016                                 | 1,679.92        | 0.00          | 0.00            | 0.00          | 0.00            | 1,679.92         | 0.00            | 1,679.92             |
| 200-9017 | CLASS OF 2017                                 | 887.97          | 0.00          | 0.00            | 0.00          | 0.00            | 887.97           | 0.00            | 887.97               |
| 200-9018 | CLASS OF 2018                                 | 1,112.23        | 0.00          | 0.00            | 0.00          | 0.00            | 1,112.23         | 0.00            | 1,112.23             |
| 200-9019 | CLASS OF 2019                                 | 869.73          | 0.00          | 0.00            | 0.00          | 0.00            | 869.73           | 0.00            | 869.73               |
| 200-9020 | CLASS OF 2020                                 | (73.28)         | 0.00          | 0.00            | 0.00          | 0.00            | (73.28)          | 0.00            | (73.28)              |
| 200-9021 | CLASS OF 2021                                 | 2,915.72        | 160.00        | 160.00          | 0.00          | 0.00            | 3,075.72         | 0.00            | 3,075.72             |
| 200-9022 | CLASS OF 2022                                 | 1,542.00        | 140.00        | 140.00          | 0.00          | 0.00            | 1,682.00         | 0.00            | 1,682.00             |
| 200-9023 | CLASS OF 2023                                 | 1,075.00        | 160.00        | 160.00          | 0.00          | 0.00            | 1,235.00         | 0.00            | 1,235.00             |

## LUCAS LOCAL SCHOOL DISTRICT

## Cash Summary Report

| FUND/SCC | Description                     | Initial Cash | MTD Received | FYTD Received | MTD Expended | FYTD Expended | Fund Balance | Encumbrance | Unencumbered Balance |
|----------|---------------------------------|--------------|--------------|---------------|--------------|---------------|--------------|-------------|----------------------|
| 200-9024 | CLASS OF 2024                   | \$ 0.00      | \$ 220.00    | \$ 220.00     | \$ 0.00      | \$ 0.00       | \$ 220.00    | \$ 0.00     | \$ 220.00            |
| 200-9125 | FRENCH CLUB                     | 1,151.71     | 0.00         | 0.00          | 0.00         | 0.00          | 1,151.71     | 0.00        | 1,151.71             |
| 200-9128 | SPANISH CLUB                    | 713.25       | 0.00         | 0.00          | 0.00         | 0.00          | 713.25       | 0.00        | 713.25               |
| 200-9144 | DESTINATION IMAGINATION         | 64.16        | 0.00         | 0.00          | 0.00         | 0.00          | 64.16        | 0.00        | 64.16                |
| 200-9330 | F F A                           | 8,468.88     | 0.00         | 0.00          | 0.00         | 0.00          | 8,468.88     | 819.50      | 7,649.38             |
| 200-9440 | MUSIC ACTIVITIES                | 9,001.77     | 0.00         | 0.00          | 0.00         | 0.00          | 9,001.77     | 2,500.00    | 6,501.77             |
| 200-9611 | ELEM STUDENT COUNCIL            | 1,827.72     | 61.32        | 61.32         | 0.00         | 0.00          | 1,889.04     | 0.00        | 1,889.04             |
| 200-9612 | MIDDLE SCHOOL STUDENT COUNCIL   | 2,414.76     | 0.00         | 0.00          | 0.00         | 0.00          | 2,414.76     | 0.00        | 2,414.76             |
| 200-9613 | HS STUDENT COUNCIL              | 3,939.82     | 0.00         | 0.00          | 0.00         | 0.00          | 3,939.82     | 125.00      | 3,814.82             |
| 200-9680 | YEARBOOK                        | 10,780.22    | 200.00       | 200.00        | 2,537.08     | 2,537.08      | 8,443.14     | 0.00        | 8,443.14             |
| 200-9690 | NEWSPAPER                       | 621.59       | 0.00         | 0.00          | 0.00         | 0.00          | 621.59       | 0.00        | 621.59               |
| 200-9710 | LUCAS ACADEMIC HONOR SOCIETY    | 1,080.11     | 0.00         | 0.00          | 205.95       | 205.95        | 874.16       | 500.00      | 374.16               |
| 200-9810 | LUCAS SCHOOLS PEP CLUB          | 632.60       | 0.00         | 0.00          | 0.00         | 0.00          | 632.60       | 0.00        | 632.60               |
| 300-9001 | ELEM/MS LIBRARY                 | 4,091.88     | 23.15        | 475.94        | 0.00         | 0.00          | 4,567.82     | 8,629.68    | (4,061.86)           |
| 300-9003 | HS LIBRARY                      | 945.07       | 0.00         | 0.00          | 0.00         | 0.00          | 945.07       | 0.00        | 945.07               |
| 300-9500 | ATHLETIC                        | 64,831.86    | 8,311.49     | 11,316.44     | 9,243.26     | 12,177.26     | 63,971.04    | 63,205.25   | 765.79               |
| 300-9510 | ATHLETICS - HS FOOTBALL         | 1,922.45     | 0.00         | 0.00          | 0.00         | 0.00          | 1,922.45     | 736.00      | 1,186.45             |
| 300-9511 | ATHLETICS - MS FOOTBALL         | 87.67        | 0.00         | 0.00          | 0.00         | 0.00          | 87.67        | 0.00        | 87.67                |
| 300-9520 | ATHLETICS - BOYS HS BASKETBALL  | 1,081.49     | 0.00         | 0.00          | 0.00         | 0.00          | 1,081.49     | 0.00        | 1,081.49             |
| 300-9521 | ATHLETICS - BOYS MS BASKETBALL  | 98.61        | 0.00         | 0.00          | 0.00         | 0.00          | 98.61        | 0.00        | 98.61                |
| 300-9525 | ATHLETICS - GIRLS HS BASKETBALL | 70.80        | 0.00         | 0.00          | 0.00         | 460.50        | (389.70)     | 0.00        | (389.70)             |
| 300-9526 | ATHLETICS - GIRLS MS BASKETBALL | 52.44        | 0.00         | 0.00          | 0.00         | 0.00          | 52.44        | 0.00        | 52.44                |
| 300-9528 | ATHLETICS - WRESTLING           | 3,980.11     | 0.00         | 0.00          | 0.00         | 0.00          | 3,980.11     | 80.00       | 3,900.11             |
| 300-9530 | ATHLETICS - BASEBALL            | 1,499.63     | 0.00         | 0.00          | 0.00         | 0.00          | 1,499.63     | 0.00        | 1,499.63             |
| 300-9540 | ATHLETICS - SOFTBALL            | 2,884.27     | 0.00         | 0.00          | 0.00         | 0.00          | 2,884.27     | 0.00        | 2,884.27             |
| 300-9550 | ATHLETICS - HS VOLLEYBALL       | 1,599.97     | 340.00       | 910.00        | 1,179.00     | 1,179.00      | 1,330.97     | 0.00        | 1,330.97             |
| 300-9551 | ATHLETICS - MS VOLLEYBALL       | 0.00         | 0.00         | 0.00          | 0.00         | 0.00          | 0.00         | 0.00        | 0.00                 |
| 300-9553 | ATHLETICS - HS CHEERLEADING     | (26.19)      | 26.19        | 26.19         | 0.00         | 0.00          | 0.00         | 0.00        | 0.00                 |
| 300-9554 | ATHLETICS - MS CHEERLEADING     | 133.99       | 0.00         | 0.00          | 26.19        | 26.19         | 107.80       | 0.00        | 107.80               |
| 300-9560 | ATHLETICS - HS CROSS COUNTRY    | 743.34       | 446.00       | 446.00        | 446.00       | 446.00        | 743.34       | 504.00      | 239.34               |
| 300-9561 | ATHLETICS - MS CROSS COUNTRY    | 220.11       | 0.00         | 0.00          | 0.00         | 0.00          | 220.11       | 0.00        | 220.11               |
| 300-9570 | ATHLETICS - HS TRACK & FIELD    | 2,157.99     | 0.00         | 0.00          | 0.00         | 0.00          | 2,157.99     | 0.00        | 2,157.99             |
| 300-9571 | ATHLETICS - MS TRACK & FIELD    | 0.00         | 0.00         | 0.00          | 0.00         | 0.00          | 0.00         | 0.00        | 0.00                 |
| 451-9020 | eTech Ohio Connectivity Subsidy | 0.00         | 0.00         | 0.00          | 0.00         | 0.00          | 0.00         | 0.00        | 0.00                 |

## LUCAS LOCAL SCHOOL DISTRICT

## Cash Summary Report

| FUND/SCC           | Description                                  | Initial Cash            | MTD Received         | FYTD Received          | MTD Expended         | FYTD Expended          | Fund Balance            | Encumbrance            | Unencumbered Balance    |
|--------------------|--|-------------------------|----------------------|------------------------|----------------------|------------------------|-------------------------|------------------------|-------------------------|
| 451-9021           | eTech Ohio Connectivity Subsidy              | \$ 0.00                 | \$ 0.00              | \$ 0.00                | \$ 0.00              | \$ 0.00                | \$ 0.00                 | \$ 0.00                | \$ 0.00                 |
| 467-0000           | Student Wellness and Success Fund            | 0.00                    | 0.00                 | 0.00                   | 0.00                 | 0.00                   | 0.00                    | 0.00                   | 0.00                    |
| 467-9020           | Student Wellness and Success Fund FY20       | 70,094.87               | 0.00                 | 0.00                   | 0.00                 | 0.00                   | 70,094.87               | 70,094.87              | 0.00                    |
| 467-9021           | Student Wellness and Success Fund FY21       | 0.00                    | 0.00                 | 0.00                   | 0.00                 | 0.00                   | 0.00                    | 7,405.13               | (7,405.13)              |
| 499-9019           | SCHOOL SAFETY GRANT                          | 0.00                    | 0.00                 | 0.00                   | 0.00                 | 0.00                   | 0.00                    | 0.00                   | 0.00                    |
| 499-9020           | SCHOOL SAFETY GRANT                          | 308.05                  | 0.00                 | 0.00                   | 0.00                 | 0.00                   | 308.05                  | 0.00                   | 308.05                  |
| 499-9120           | BWC School Safety & Security Grant           | 0.00                    | 0.00                 | 0.00                   | 0.00                 | 0.00                   | 0.00                    | 0.00                   | 0.00                    |
| 499-9121           | School Bus Purchase Program                  | 36,088.13               | 0.00                 | 36,088.13              | 0.00                 | 72,176.26              | 0.00                    | 0.00                   | 0.00                    |
| 507-9021           | ESSER (Elem & Sec School Emergency Relief)   | 0.00                    | 0.00                 | 0.00                   | 0.00                 | 0.00                   | 0.00                    | 54,603.61              | (54,603.61)             |
| 508-9021           | GEER (Governor's Emergency Education Relief) | 0.00                    | 0.00                 | 0.00                   | 0.00                 | 0.00                   | 0.00                    | 0.00                   | 0.00                    |
| 510-9021           | CRF (Coronavirus Relief Fund)                | 0.00                    | 0.00                 | 0.00                   | 0.00                 | 0.00                   | 0.00                    | 0.00                   | 0.00                    |
| 510-9121           | BroadBand Ohio Connectivity Grant            | 0.00                    | 0.00                 | 0.00                   | 0.00                 | 0.00                   | 0.00                    | 0.00                   | 0.00                    |
| 516-9019           | IDEA FY-2019                                 | 0.00                    | 0.00                 | 0.00                   | 0.00                 | 0.00                   | 0.00                    | 0.00                   | 0.00                    |
| 516-9020           | IDEA FY-2020                                 | 0.00                    | 4,872.98             | 4,872.98               | 0.00                 | 4,872.98               | 0.00                    | 0.00                   | 0.00                    |
| 516-9021           | IDEA FY-2021                                 | 0.00                    | 4,608.42             | 4,608.42               | 12,388.95            | 16,997.37              | (12,388.95)             | 20,000.00              | (32,388.95)             |
| 572-9020           | TITLE I FY-2020                              | 0.00                    | 0.00                 | 0.00                   | 0.00                 | 0.00                   | 0.00                    | 0.00                   | 0.00                    |
| 572-9021           | TITLE I FY-2021                              | 0.00                    | 0.00                 | 0.00                   | 7,034.16             | 7,034.16               | (7,034.16)              | 7,446.81               | (14,480.97)             |
| 587-9020           | ECSE FY-2020                                 | 0.00                    | 0.00                 | 0.00                   | 0.00                 | 0.00                   | 0.00                    | 0.00                   | 0.00                    |
| 587-9021           | ECSE FY-2021                                 | 0.00                    | 0.00                 | 0.00                   | 0.00                 | 0.00                   | 0.00                    | 1,475.63               | (1,475.63)              |
| 590-9020           | TITLE II-A FY-2020                           | 0.00                    | 0.00                 | 0.00                   | 0.00                 | 0.00                   | 0.00                    | 0.00                   | 0.00                    |
| 590-9021           | TITLE II-A FY-2021                           | 0.00                    | 1,315.79             | 1,315.79               | 2,631.57             | 3,947.36               | (2,631.57)              | 0.00                   | (2,631.57)              |
| 599-9020           | TITLE IV-A Student Sprt & Acad Enrichment    | 0.00                    | 0.00                 | 0.00                   | 0.00                 | 0.00                   | 0.00                    | 0.00                   | 0.00                    |
| 599-9021           | TITLE IV-A Student Sprt & Acad Enrichment    | 0.00                    | 0.00                 | 0.00                   | 0.00                 | 0.00                   | 0.00                    | 0.00                   | 0.00                    |
| 599-9915           | REAP 7/1/2018-09/30/2019                     | 0.00                    | 0.00                 | 0.00                   | 0.00                 | 0.00                   | 0.00                    | 0.00                   | 0.00                    |
| 599-9916           | REAP 7/1/2019-09/30/2020                     | 0.00                    | 0.00                 | 0.00                   | 0.00                 | 0.00                   | 0.00                    | 0.00                   | 0.00                    |
| 599-9917           | REAP 7/1/2019-09/30/2020                     | 0.00                    | 0.00                 | 0.00                   | 0.00                 | 0.00                   | 0.00                    | 0.00                   | 0.00                    |
| 599-9920           | EPA Clean Diesel Rebate Program CFDA 66.039  | 20,000.00               | 0.00                 | 0.00                   | 0.00                 | 20,000.00              | 0.00                    | 0.00                   | 0.00                    |
| <b>Grand Total</b> |  | <b>\$ 11,564,845.50</b> | <b>\$ 362,065.70</b> | <b>\$ 2,948,471.99</b> | <b>\$ 614,094.01</b> | <b>\$ 2,013,519.11</b> | <b>\$ 12,499,798.38</b> | <b>\$ 1,546,342.37</b> | <b>\$ 10,953,456.01</b> |



## Lucas Local School District Investment Report

| Invest #                              | Issue Date | Maturity Date | Description                             | Interest Rate | Invested Amount        |
|---------------------------------------|------------|---------------|---|---------------|------------------------|
| 1079                                  | 6/6/2016   | 12/4/2020     | Comm Fin Svcs Bank CD 20364ABL8         | 1.350%        | \$ 200,000.00          |
| 1073                                  | 3/2/2016   | 3/2/2021      | Goldman Sachs Bank 38148PBN6            | 1.800%        | \$ 200,000.00          |
| 1080                                  | 6/1/2016   | 5/11/2021     | Capital One Bank CD 140420ZC7           | 1.600%        | \$ 200,672.00          |
| 1081                                  | 6/15/2016  | 6/15/2021     | Celtic Bank CD 15118RLA3                | 1.500%        | \$ 200,000.00          |
| 1106                                  | 1/15/2019  | 7/19/2021     | TIAA Federal Savings Bank CD 87270LBQ5  | 2.750%        | \$ 200,000.00          |
| 1104                                  | 7/21/2017  | 7/26/2021     | Barclays Bank CD 06740KKQ9              | 2.050%        | \$ 50,000.00           |
| 1204                                  | 8/1/2019   | 8/2/2021      | Three Rivers Federal CU 88563LAHO       | 2.100%        | \$ 235,000.00          |
| 1205                                  | 8/7/2019   | 8/9/2021      | Capital One NA 14042RMR9                | 2.100%        | \$ 235,000.00          |
| 1206                                  | 8/8/2019   | 8/9/2021      | Morgan Stanley Pvt Bank 61760AS83       | 2.100%        | \$ 235,000.00          |
| 1207                                  | 8/23/2019  | 8/23/2021     | CIT Bank NA 12556LAY2                   | 1.900%        | \$ 235,000.00          |
| 1102                                  | 9/15/2016  | 9/24/2021     | Comenity Capital Bank CD 20033ASE7      | 1.700%        | \$ 200,000.00          |
| 1209                                  | 10/29/2019 | 11/8/2021     | Raymond James Bank 75472RAG6            | 1.700%        | \$ 200,000.00          |
| 1110                                  | 3/21/2019  | 3/21/2022     | Ally Bank CD 02007GJD6                  | 2.700%        | \$ 235,000.00          |
| 1087                                  | 8/16/2014  | 8/23/2022     | Sallie Mae Bank/SAL 795450D36           | 2.335%        | \$ 250,000.00          |
| 1090                                  | 8/31/2017  | 8/28/2022     | Bridgewater Bank Bloom MN 108622FX4     | 1.900%        | \$ 250,000.00          |
| 1091                                  | 9/1/2017   | 9/1/2022      | Discover Bank CD 254673BE5              | 2.300%        | \$ 250,000.00          |
| 1208                                  | 9/20/2019  | 9/20/2022     | BMW Bank North America 05580ASH8        | 1.850%        | \$ 235,000.00          |
| 1093                                  | 10/13/2017 | 10/13/2022    | Synchrony Bank CD 87165ENW3             | 2.350%        | \$ 50,000.00           |
| 1094                                  | 12/5/2017  | 12/5/2022     | American Express Centurion CD 02587D2Q0 | 2.500%        | \$ 200,000.00          |
| 1095                                  | 12/15/2017 | 12/15/2022    | First NE Bank Nebraska CD 33583FAC6     | 2.250%        | \$ 200,000.00          |
| 1096                                  | 1/10/2018  | 1/10/2023     | Wells Fargo CD 979763MM5                | 2.600%        | \$ 50,000.00           |
| 1097                                  | 2/28/2018  | 2/28/2023     | Ohio Valley Bank CD 677721CS9           | 2.600%        | \$ 25,000.00           |
| 1098                                  | 3/6/2018   | 3/6/2023      | State Bank of Indiana 856285JS1         | 3.000%        | \$ 225,000.00          |
| <b>Total Investments at Maturity:</b> |            |               |   |               | <b>\$ 4,360,672.00</b> |

**LUCAS LOCAL SCHOOL DISTRICT**  
**Monthly Summary of Revenues by Fund**

| Fund               | Description  | FYTD Receivable        | FYTD Actual Receipts   | MTD Actual Receipts  | FYTD Balance Receivable | FYTD Percent Receivable |
|--------------------|--|------------------------|------------------------|----------------------|-------------------------|-------------------------|
| 001                | GENERAL  | \$ 7,182,532.00        | \$ 2,793,575.25        | \$ 332,613.90        | \$ 4,388,956.75         | 38.89 %                 |
| 003                | PERMANENT IMPROVEMENT                                    | 575,000.00             | 71,068.04              | 0.00                 | 503,931.96              | 12.36                   |
| 006                | FOOD SERVICE   | 204,405.00             | 6,852.94               | 4,814.87             | 197,552.06              | 3.35                    |
| 007                | SPECIAL TRUST  | 309.00                 | 16.00                  | 3.95                 | 293.00                  | 5.18                    |
| 008                | ENDOWMENT  | 3,880.00               | 23.21                  | 5.73                 | 3,856.79                | 0.60                    |
| 018                | PUBLIC SCHOOL SUPPORT                                    | 21,900.00              | 1,921.47               | 1,055.58             | 19,978.53               | 8.77                    |
| 019                | OTHER GRANT  | 40,000.00              | 14,013.87              | 2,686.33             | 25,986.13               | 35.03                   |
| 020                | SPECIAL ENTERPRISE FUND                                  | 0.00                   | 0.00                   | 0.00                 | 0.00                    | 0.00                    |
| 200                | STUDENT MANAGED ACTIVITY                                 | 52,425.00              | 941.32                 | 941.32               | 51,483.68               | 1.80                    |
| 300                | DISTRICT MANAGED ACTIVITY                                | 137,830.00             | 13,174.57              | 9,146.83             | 124,655.43              | 9.56                    |
| 451                | DATA COMMUNICATION FUND                                  | 5,400.00               | 0.00                   | 0.00                 | 5,400.00                | 0.00                    |
| 467                | Student Wellness and Success Fund                        | 100,181.00             | 0.00                   | 0.00                 | 100,181.00              | 0.00                    |
| 499                | MISCELLANEOUS STATE GRANT FUND                           | 0.00                   | 36,088.13              | 0.00                 | (36,088.13)             | 0.00                    |
| 507                | ELEMENTARY AND SECONDARY SCHOOL<br>EMERGENCY RELIEF FUND | 54,603.61              | 0.00                   | 0.00                 | 54,603.61               | 0.00                    |
| 508                | GOVERNOR'S EMERGENCY EDUCATION RELIEF<br>FUND            | 0.00                   | 0.00                   | 0.00                 | 0.00                    | 0.00                    |
| 510                | CORONA VIRUS RELIEF FUND                                 | 50,890.99              | 0.00                   | 0.00                 | 50,890.99               | 0.00                    |
| 516                | IDEA PART B GRANTS                                       | 132,322.22             | 9,481.40               | 9,481.40             | 122,840.82              | 7.17                    |
| 572                | TITLE I DISADVANTAGED CHILDREN                           | 82,978.69              | 0.00                   | 0.00                 | 82,978.69               | 0.00                    |
| 587                | IDEA PRESCHOOL-HANDICAPPED                               | 4,544.91               | 0.00                   | 0.00                 | 4,544.91                | 0.00                    |
| 590                | IMPROVING TEACHER QUALITY                                | 18,040.74              | 1,315.79               | 1,315.79             | 16,724.95               | 7.29                    |
| 599                | MISCELLANEOUS FED. GRANT FUND                            | 45,251.95              | 0.00                   | 0.00                 | 45,251.95               | 0.00                    |
| <b>Grand Total</b> |  | <b>\$ 8,712,495.11</b> | <b>\$ 2,948,471.99</b> | <b>\$ 362,065.70</b> | <b>\$ 5,764,023.12</b>  |                         |

## LUCAS LOCAL SCHOOL DISTRICT

## Spending Plan Summary

| ODE Line Number  | Monthly Estimate    | Monthly Actual      | Monthly Difference | FYTEstimate         | FYTDActual          | FYTDDifference      |
|--|---------------------|---------------------|--------------------|---------------------|---------------------|---------------------|
| 01.010 General Property (Real Estate)  | \$ 56,862.00        | \$ 0.00             | \$ (56,862.00)     | \$ 731,950.00       | \$ 703,254.43       | \$ (28,695.57)      |
| 01.020 Tangible Personal Property Tax  | 0.00                | 0.00                | 0.00               | 736,041.00          | 1,137,085.78        | 401,044.78          |
| 01.030 Income Tax  | 0.00                | 0.00                | 0.00               | 0.00                | 0.00                | 0.00                |
| 01.035 Unrestricted Grants-in-Aid  | 206,398.00          | 221,865.09          | 15,467.09          | 624,549.00          | 675,226.20          | 50,677.20           |
| 01.040 Restricted Grants-in-Aid  | 2,024.00            | 2,674.46            | 650.46             | 6,308.00            | 8,023.24            | 1,715.24            |
| 01.045 Restricted Federal Grants-in-Aid - SFSF                                   | 0.00                | 0.00                | 0.00               | 0.00                | 0.00                | 0.00                |
| 01.050 Property Tax Allocation   | 51,078.00           | 6,105.30            | (44,972.70)        | 104,036.00          | 6,105.30            | (97,930.70)         |
| 01.060 All Other Operating Revenue   | 34,295.00           | 101,969.05          | 67,674.05          | 131,930.00          | 222,562.75          | 90,632.75           |
| 01.070 Total Revenue   | 350,657.00          | 332,613.90          | (18,043.10)        | 2,334,814.00        | 2,752,257.70        | 417,443.70          |
| 02.010 Proceeds from Sale of Notes   | 0.00                | 0.00                | 0.00               | 0.00                | 0.00                | 0.00                |
| 02.020 State Emergency Loans & Advancements (Approved)                           | 0.00                | 0.00                | 0.00               | 0.00                | 0.00                | 0.00                |
| 02.040 Operating Transfers-In  | 0.00                | 0.00                | 0.00               | 0.00                | 0.00                | 0.00                |
| 02.050 Advances-In   | 0.00                | 0.00                | 0.00               | 0.00                | 36,088.13           | 36,088.13           |
| 02.060 All Other Financial Sources   | 3,956.00            | 0.00                | (3,956.00)         | 7,652.00            | 5,229.42            | (2,422.58)          |
| 02.070 Total Other Financing Sources   | 3,956.00            | 0.00                | (3,956.00)         | 7,652.00            | 41,317.55           | 33,665.55           |
| <b>02.080 Total Revenues and Other Financing Sources</b>                         | <b>354,613.00</b>   | <b>332,613.90</b>   | <b>(21,999.10)</b> | <b>2,342,466.00</b> | <b>2,793,575.25</b> | <b>451,109.25</b>   |
| 03.010 Personal Services   | 255,555.00          | 258,133.68          | 2,578.68           | 1,023,995.00        | 756,908.77          | (267,086.23)        |
| 03.020 Employees' Retirement/Insurance Benefits                                  | 94,411.00           | 89,763.28           | (4,647.72)         | 268,550.00          | 286,116.28          | 17,566.28           |
| 03.030 Purchased Services  | 120,421.00          | 94,229.00           | (26,192.00)        | 355,116.00          | 243,916.03          | (111,199.97)        |
| 03.040 Supplies and Materials  | 32,836.00           | 72,729.90           | 39,893.90          | 88,920.00           | 126,720.68          | 37,800.68           |
| 03.050 Capital Outlay  | 21,029.00           | 28,259.34           | 7,230.34           | 60,995.00           | 64,827.21           | 3,832.21            |
| 03.060 Intergovernmental   | 0.00                | 0.00                | 0.00               | 0.00                | 0.00                | 0.00                |
| 04.010 Debt Service: All Principal (Historical)                                  | 0.00                | 0.00                | 0.00               | 0.00                | 0.00                | 0.00                |
| 04.020 Debt Service: Principal-Notes   | 0.00                | 0.00                | 0.00               | 0.00                | 0.00                | 0.00                |
| 04.030 Debt Service: Principal - State Loans                                     | 0.00                | 0.00                | 0.00               | 0.00                | 0.00                | 0.00                |
| 04.040 Debt Service: Principal - State Advancements                              | 0.00                | 0.00                | 0.00               | 0.00                | 0.00                | 0.00                |
| 04.050 Debt Service: Principal - HB 264 Loans                                    | 0.00                | 0.00                | 0.00               | 0.00                | 0.00                | 0.00                |
| 04.055 Debt Service: Principal - Other   | 0.00                | 0.00                | 0.00               | 0.00                | 0.00                | 0.00                |
| 04.060 Debt Service: Interest and Fiscal Charges                                 | 0.00                | 0.00                | 0.00               | 0.00                | 0.00                | 0.00                |
| 04.300 Other Objects   | 8,736.00            | 562.02              | (8,173.98)         | 26,606.00           | 33,342.89           | 6,736.89            |
| 04.500 Total Expenditures  | 532,988.00          | 543,677.22          | 10,689.22          | 1,824,182.00        | 1,511,831.86        | (312,350.14)        |
| 05.010 Operational Transfers - Out   | 8,211.00            | 0.00                | (8,211.00)         | 45,454.00           | 71,068.04           | 25,614.04           |
| 05.020 Advances - Out  | 0.00                | 0.00                | 0.00               | 0.00                | 0.00                | 0.00                |
| 05.030 All Other Financing Uses  | 0.00                | 0.00                | 0.00               | 0.00                | 0.00                | 0.00                |
| 05.040 Total Other Financing Uses  | 8,211.00            | 0.00                | (8,211.00)         | 45,454.00           | 71,068.04           | 25,614.04           |
| <b>05.050 Total Expenditure and Other Financing Uses</b>                         | <b>541,199.00</b>   | <b>543,677.22</b>   | <b>2,478.22</b>    | <b>1,869,636.00</b> | <b>1,582,899.90</b> | <b>(286,736.10)</b> |
| <b>06.010 Excess Rev &amp; Oth Financing Sources over(under) Exp &amp; Oth F</b> | <b>(186,586.00)</b> | <b>(211,063.32)</b> | <b>(24,477.32)</b> | <b>472,830.00</b>   | <b>1,210,675.35</b> | <b>737,845.35</b>   |
| 07.010 Cash Balance-July1 -Excluding Proposed Renew/Replace & New                | 0.00                | 11,330,751.85       | 11,330,751.85      | 0.00                | 9,909,013.18        | 9,909,013.18        |
| 07.020 Cash Balance June 30  | (186,586.00)        | 11,119,688.53       | 11,306,274.53      | 472,830.00          | 11,119,688.53       | 10,646,858.53       |
| 08.010 Estimated Encumbrances June 30  | 0.00                | 1,096,084.75        | 1,096,084.75       | 0.00                | 1,096,084.75        | 1,096,084.75        |